

Sienna House



ROYAL WHARF

LONDON



Park View Place

Compass House

Thameside House

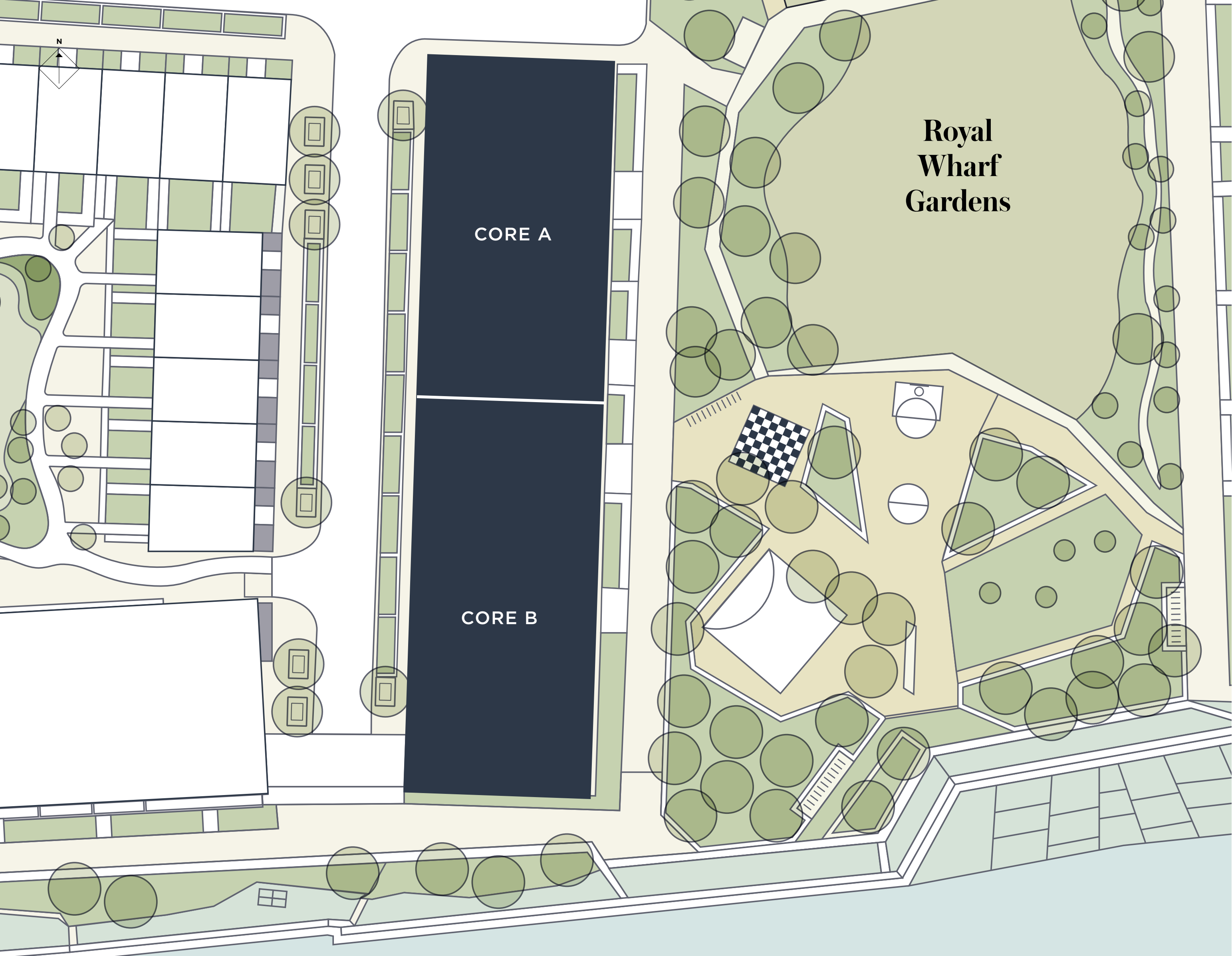
Sienna House

Endeavour House

Royal Wharf Gardens

River Thames

- A** Apartments
- T** Townhouses



ROYAL WHARF
LONDON

Sienna House



Disclaimer

This brochure and the information contained in it does not form part of any contract, and while reasonable effort has been made to ensure accuracy, this cannot be guaranteed and no representation or warranty is made in that regard. Apartment designs and layouts are indicative only and may change. The specification of the apartments is the anticipated specification as at the date this brochure was prepared, but may be subject to change in accordance with permitted variances under the apartment sale contracts. Dimensions shown in any text or plan are approximate sizes only and actual sizes may be different once constructed (although it is not anticipated that any apartments will be reduced by more than 5% in size). Computer generated images and photo's are indicative only. All sales remain subject to contract. All information regarding prospective commercial or retail tenants represents current intention only, and the final identity of the tenants may change. Furniture shown in Computer Generated Images and photo's is not included in sales. Royal Wharf is a marketing name only and will not necessarily form part of the approved postal address. Neither the agents nor any person in their employ has any authority to make or give any representation warranty or guarantee (whether written or oral) in respect of or in relation to the development (or any parts thereof). © 2014 Royal Wharf

www.royalwharf.com

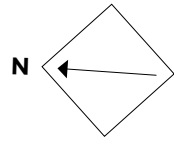


ROYAL WHARF

LONDON

Sienna House

CORE A



ROYAL WHARF
LONDON

Sienna House

FLOOR CORE

GF A

LEGEND

- C: Cupboard
- W: Wardrobe
- FF: Fridge Freezer
- WM: Washer / Dryer
- B: Balcony
- T: Terrace

NOTES

- _____
- _____
- _____
- _____
- _____
- _____
- _____
- _____



Disclaimer

This brochure and the information contained in it does not form part of any contract, and while reasonable effort has been made to ensure accuracy, this cannot be guaranteed and no representation or warranty is made in that regard. Apartment designs and layouts are indicative only and may change. The specification of the apartments is the anticipated specification as at the date this brochure was prepared, but may be subject to change in accordance with permitted variances under the apartment sale contracts. Dimensions shown in any text or plan are approximate sizes only and actual sizes may be different once constructed (although it is not anticipated that any apartments will be reduced by more than 5% in size). Computer generated images and photos are indicative only. All sales remain subject to contract. All information regarding prospective commercial or retail tenants represents current intention only, and the final identity of the tenants may change. Furniture shown in Computer Generated Images and photos is not included in sales. Royal Wharf is a marketing name only and will not necessarily form part of the approved postal address. Neither the agents nor any person in their employ has any authority to make or give any representation warranty or guarantee (whether written or oral) in respect of or in relation to the development (or any parts thereof). © 2014 Royal Wharf

Park View

15A GF.03

2 BEDROOM
Internal Area: 75.3 SqM / 810 SqFt
Living Area: 6900 mm x 6065 mm
Bedroom 1: 5450 mm x 2750 mm
Bedroom 2: 4350 mm x 3090 mm
Terrace: 40.5 SqM / 435 SqFt

15A GF.01

SUITE
Internal Area: 47.9 SqM / 516 SqFt
Living Area: 3340 mm x 7815 mm
Bedroom 1: 2800 mm x 5570 mm
Terrace: 19.5 SqM / 209 SqFt

15A GF.02

2 BEDROOM
Internal Area: 78.3 SqM / 842 SqFt
Living Area: 6170 mm x 5680 mm
Bedroom 1: 6315 mm x 3315 mm
Bedroom 2: 5150 mm x 3030 mm
Terrace: 37.0 SqM / 398 SqFt

+5.400

+5.415

+5.240

+5.185

Core A Entrance

Lobby

Lift

Lift

Ancillary

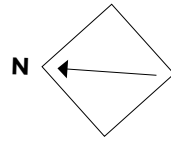
Ancillary

Stairs

Ancillary

Cycle Store

11
10
09
08
07
06
05
04
03
02
01
GF



ROYAL WHARF
LONDON

Sienna House

FLOOR CORE

01 A

LEGEND

- C: Cupboard
- W: Wardrobe
- FF: Fridge Freezer
- WM: Washer / Dryer
- B: Balcony
- T: Terrace

NOTES



Disclaimer

This brochure and the information contained in it does not form part of any contract, and while reasonable effort has been made to ensure accuracy, this cannot be guaranteed and no representation or warranty is made in that regard. Apartment designs and layouts are indicative only and may change. The specification of the apartments is the anticipated specification as at the date this brochure was prepared, but may be subject to change in accordance with permitted variances under the apartment sale contracts. Dimensions shown in any text or plan are approximate sizes only and actual sizes may be different once constructed (although it is not anticipated that any apartments will be reduced by more than 5% in size). Computer generated images and photos are indicative only. All sales remain subject to contract. All information regarding prospective commercial or retail tenants represents current intention only, and the final identity of the tenants may change. Furniture shown in Computer Generated Images and photos is not included in sales. Royal Wharf is a marketing name only and will not necessarily form part of the approved postal address. Neither the agents nor any person in their employ has any authority to make or give any representation warranty or guarantee (whether written or oral) in respect of or in relation to the development (or any parts thereof). © 2014 Royal Wharf



15A 01.02

2 BEDROOM

Internal Area: 75.2 SqM / 809 SqFt
Living Area: 6910 mm x 6065 mm
Bedroom 1: 5510 mm x 2750 mm
Bedroom 2: 4350 mm x 3090 mm
Balcony: 7.3 SqM / 78 SqFt

15A 01.03

SUITE

Internal Area: 47.9 SqM / 515 SqFt
Living Area: 7810 mm x 3480 mm
Bedroom 1: 5550 mm x 2430 mm

15A 01.04

2 BEDROOM

Internal Area: 78.3 SqM / 842 SqFt
Living Area: 6120 mm x 5680 mm
Bedroom 1: 6315 mm x 3420 mm
Bedroom 2: 5150 mm x 3000 mm
Balcony: 6.7 SqM / 72 SqFt

Park View

11
10
09
08
07
06
05
04
03
02
01
GF

15A 01.01

2 BEDROOM

Internal Area: 74.6 SqM / 802 SqFt
Living Area: 6910 mm x 5985 mm
Bedroom 1: 3080 mm x 6310 mm
Bedroom 2: 4355 mm x 2885 mm
Balcony: 7.3 SqM / 78 SqFt

15A 01.06

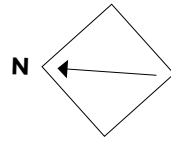
1 BEDROOM

Internal Area: 51.5 SqM / 554 SqFt
Living Area: 6185 mm x 5575 mm
Bedroom 1: 3365 mm x 3840 mm
Balcony: 6.7 SqM / 72 SqFt

15A 01.05

1 BEDROOM

Internal Area: 57.4 SqM / 617 SqFt
Living Area: 4450 mm x 6910 mm
Bedroom 1: 4475 mm x 3380 mm
Balcony: 6.7 SqM / 72 SqFt



ROYAL WHARF
LONDON

Sienna House

FLOOR CORE

02 A

LEGEND

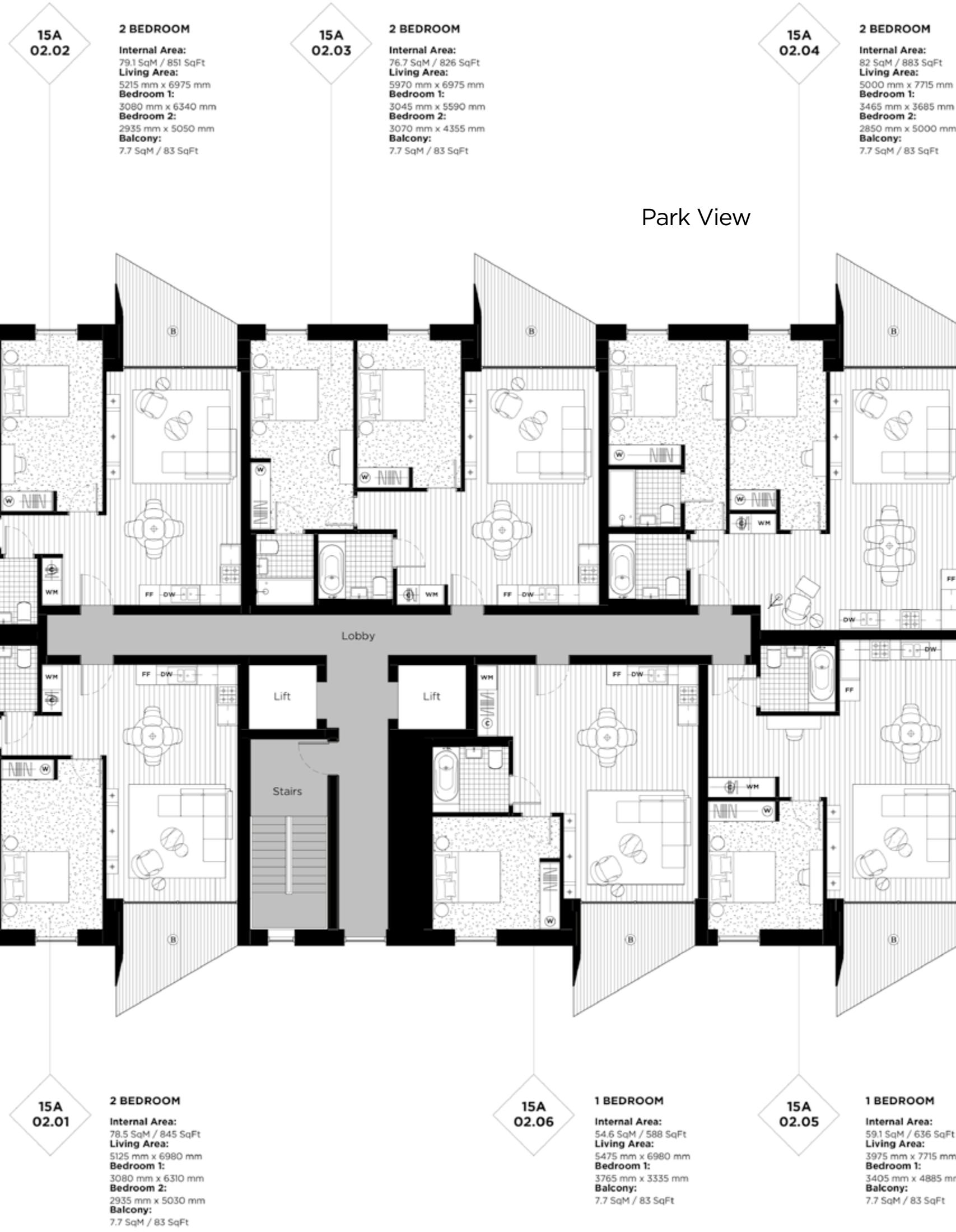
- C: Cupboard
- W: Wardrobe
- FF: Fridge Freezer
- WM: Washer / Dryer
- B: Balcony
- T: Terrace

NOTES



Disclaimer

This brochure and the information contained in it does not form part of any contract, and while reasonable effort has been made to ensure accuracy, this cannot be guaranteed and no representation or warranty is made in that regard. Apartment designs and layouts are indicative only and may change. The specification of the apartments is the anticipated specification as at the date this brochure was prepared, but may be subject to change in accordance with permitted variances under the apartment sale contracts. Dimensions shown in any text or plan are approximate sizes only and actual sizes may be different once constructed (although it is not anticipated that any apartments will be reduced by more than 5% in size). Computer generated images and photos are indicative only. All sales remain subject to contract. All information regarding prospective commercial or retail tenants represents current intention only, and the final identity of the tenants may change. Furniture shown in Computer Generated Images and photos is not included in sales. Royal Wharf is a marketing name only and will not necessarily form part of the approved postal address. Neither the agents nor any person in their employ has any authority to make or give any representation warranty or guarantee (whether written or oral) in respect of or in relation to the development (or any parts thereof). © 2014 Royal Wharf



15A
02.02

2 BEDROOM
Internal Area:
79.1 SqM / 851 SqFt
Living Area:
5215 mm x 6975 mm
Bedroom 1:
3080 mm x 6340 mm
Bedroom 2:
2935 mm x 5050 mm
Balcony:
7.7 SqM / 83 SqFt

15A
02.03

2 BEDROOM
Internal Area:
76.7 SqM / 826 SqFt
Living Area:
5970 mm x 6975 mm
Bedroom 1:
3045 mm x 5590 mm
Bedroom 2:
3070 mm x 4355 mm
Balcony:
7.7 SqM / 83 SqFt

15A
02.04

2 BEDROOM
Internal Area:
82 SqM / 883 SqFt
Living Area:
5000 mm x 7715 mm
Bedroom 1:
3465 mm x 3685 mm
Bedroom 2:
2850 mm x 5000 mm
Balcony:
7.7 SqM / 83 SqFt

15A
02.01

2 BEDROOM
Internal Area:
78.5 SqM / 845 SqFt
Living Area:
5125 mm x 6980 mm
Bedroom 1:
3080 mm x 6310 mm
Bedroom 2:
2935 mm x 5030 mm
Balcony:
7.7 SqM / 83 SqFt

15A
02.06

1 BEDROOM
Internal Area:
54.6 SqM / 588 SqFt
Living Area:
5475 mm x 6980 mm
Bedroom 1:
3765 mm x 3335 mm
Balcony:
7.7 SqM / 83 SqFt

15A
02.05

1 BEDROOM
Internal Area:
59.1 SqM / 636 SqFt
Living Area:
3975 mm x 7715 mm
Bedroom 1:
3405 mm x 4885 mm
Balcony:
7.7 SqM / 83 SqFt

11
10
09
08
07
06
05
04
03
02
01
GF

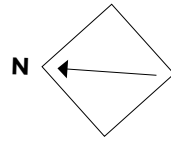
Park View

River →

Lobby

Lift

Stairs



ROYAL WHARF
LONDON

Sienna House

FLOOR CORE

03 A

LEGEND

- C: Cupboard
- W: Wardrobe
- FF: Fridge Freezer
- WM: Washer / Dryer
- B: Balcony
- T: Terrace

NOTES

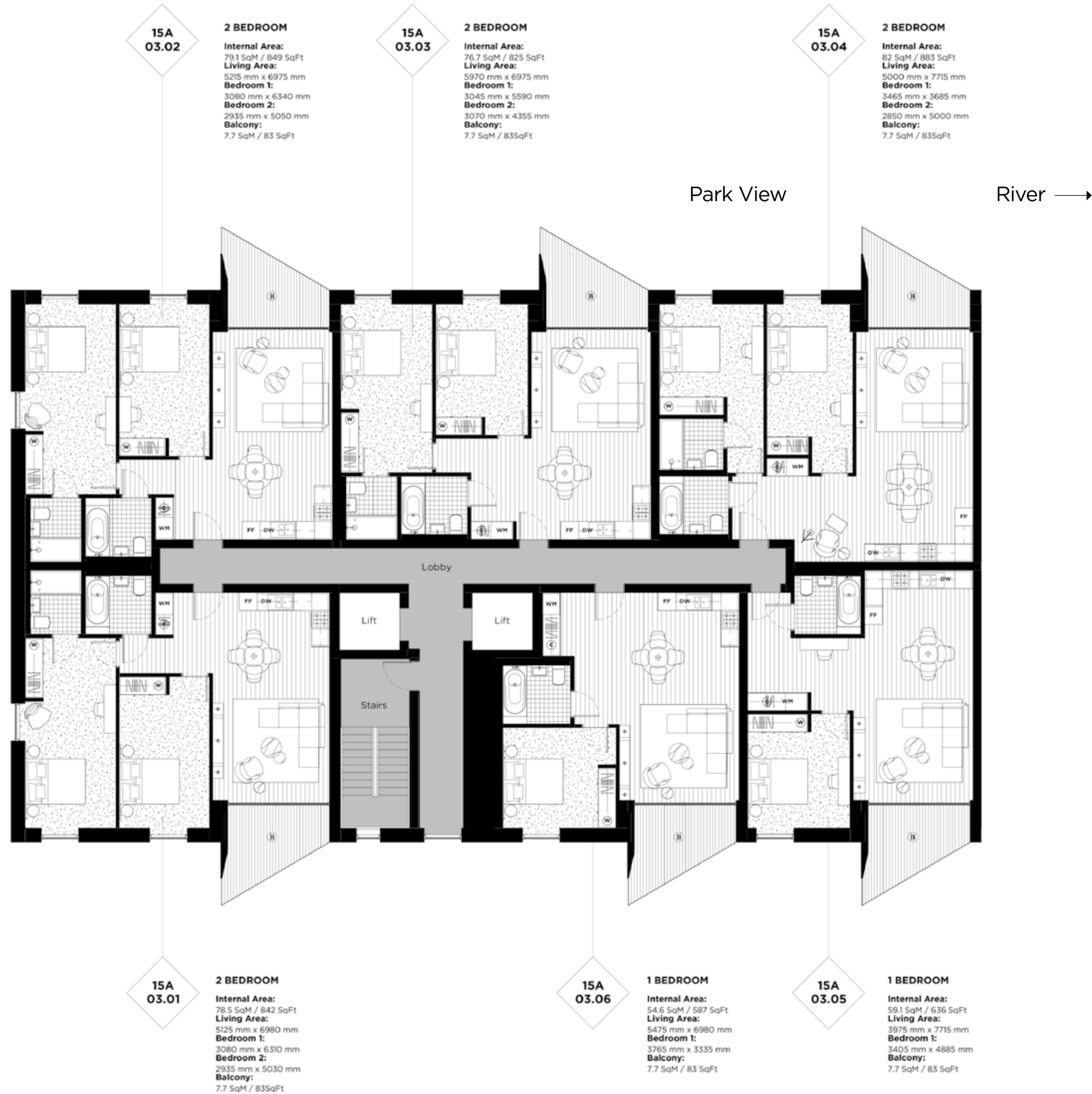


Disclaimer

This brochure and the information contained in it does not form part of any contract, and while reasonable effort has been made to ensure accuracy, this cannot be guaranteed and no representation or warranty is made in that regard. Apartment designs and layouts are indicative only and may change. The specification of the apartments is the anticipated specification as at the date this brochure was prepared, but may be subject to change in accordance with permitted variances under the apartment sale contracts. Dimensions shown in any text or plan are approximate sizes only and actual sizes may be different once constructed (although it is not anticipated that any apartments will be reduced by more than 5% in size). Computer generated images and photos are indicative only. All sales remain subject to contract. All information regarding prospective commercial or retail tenants represents current intention only, and the final identity of the tenants may change. Furniture shown in Computer Generated Images and photos is not included in sales. Royal Wharf is a marketing name only and will not necessarily form part of the approved postal address. Neither the agents nor any person in their employ has any authority to make or give any representation warranty or guarantee (whether written or oral) in respect of or in relation to the development (or any parts thereof). © 2014 Royal Wharf

www.royalwharf.com

	11
	10
	09
	08
	07
	06
	05
	04
	03
	02
	01
	GF



15A
03.02

2 BEDROOM

Internal Area:
79.1 SqM / 849 SqFt
Living Area:
5215 mm x 6975 mm
Bedroom 1:
3080 mm x 6340 mm
Bedroom 2:
2935 mm x 5050 mm
Balcony:
7.7 SqM / 83 SqFt

15A
03.03

2 BEDROOM

Internal Area:
76.7 SqM / 825 SqFt
Living Area:
5970 mm x 6975 mm
Bedroom 1:
3045 mm x 5590 mm
Bedroom 2:
3070 mm x 4355 mm
Balcony:
7.7 SqM / 83SqFt

15A
03.04

2 BEDROOM

Internal Area:
82 SqM / 883 SqFt
Living Area:
5000 mm x 7715 mm
Bedroom 1:
3465 mm x 3685 mm
Bedroom 2:
2850 mm x 5000 mm
Balcony:
7.7 SqM / 83SqFt

15A
03.01

2 BEDROOM

Internal Area:
78.5 SqM / 842 SqFt
Living Area:
5125 mm x 6980 mm
Bedroom 1:
3080 mm x 6310 mm
Bedroom 2:
2935 mm x 5030 mm
Balcony:
7.7 SqM / 83SqFt

15A
03.06

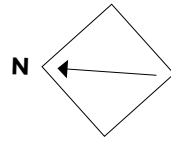
1 BEDROOM

Internal Area:
54.6 SqM / 587 SqFt
Living Area:
5475 mm x 6980 mm
Bedroom 1:
3765 mm x 3335 mm
Balcony:
7.7 SqM / 83 SqFt

15A
03.05

1 BEDROOM

Internal Area:
59.1 SqM / 636 SqFt
Living Area:
3975 mm x 7715 mm
Bedroom 1:
3405 mm x 4885 mm
Balcony:
7.7 SqM / 83 SqFt



ROYAL WHARF

LONDON

Sienna House

FLOOR CORE

04 A

LEGEND

- C: Cupboard
- W: Wardrobe
- FF: Fridge Freezer
- WM: Washer / Dryer
- B: Balcony
- T: Terrace

NOTES



Disclaimer

This brochure and the information contained in it does not form part of any contract, and while reasonable effort has been made to ensure accuracy, this cannot be guaranteed and no representation or warranty is made in that regard. Apartment designs and layouts are indicative only and may change. The specification of the apartments is the anticipated specification as at the date this brochure was prepared, but may be subject to change in accordance with permitted variances under the apartment sale contracts. Dimensions shown in any text or plan are approximate sizes only and actual sizes may be different once constructed (although it is not anticipated that any apartments will be reduced by more than 5% in size). Computer generated images and photos are indicative only. All sales remain subject to contract. All information regarding prospective commercial or retail tenants represents current intention only, and the final identity of the tenants may change. Furniture shown in Computer Generated Images and photos is not included in sales. Royal Wharf is a marketing name only and will not necessarily form part of the approved postal address. Neither the agents nor any person in their employ has any authority to make or give any representation warranty or guarantee (whether written or oral) in respect of or in relation to the development (or any parts thereof). © 2014 Royal Wharf

www.royalwharf.com

15A
04.02

2 BEDROOM
Internal Area: 79.1 SqM / 851 SqFt
Living Area: 5215 mm x 6975 mm
Bedroom 1: 3080 mm x 6340 mm
Bedroom 2: 2935 mm x 5050 mm
Balcony: 7.7 SqM / 83 SqFt

15A
04.03

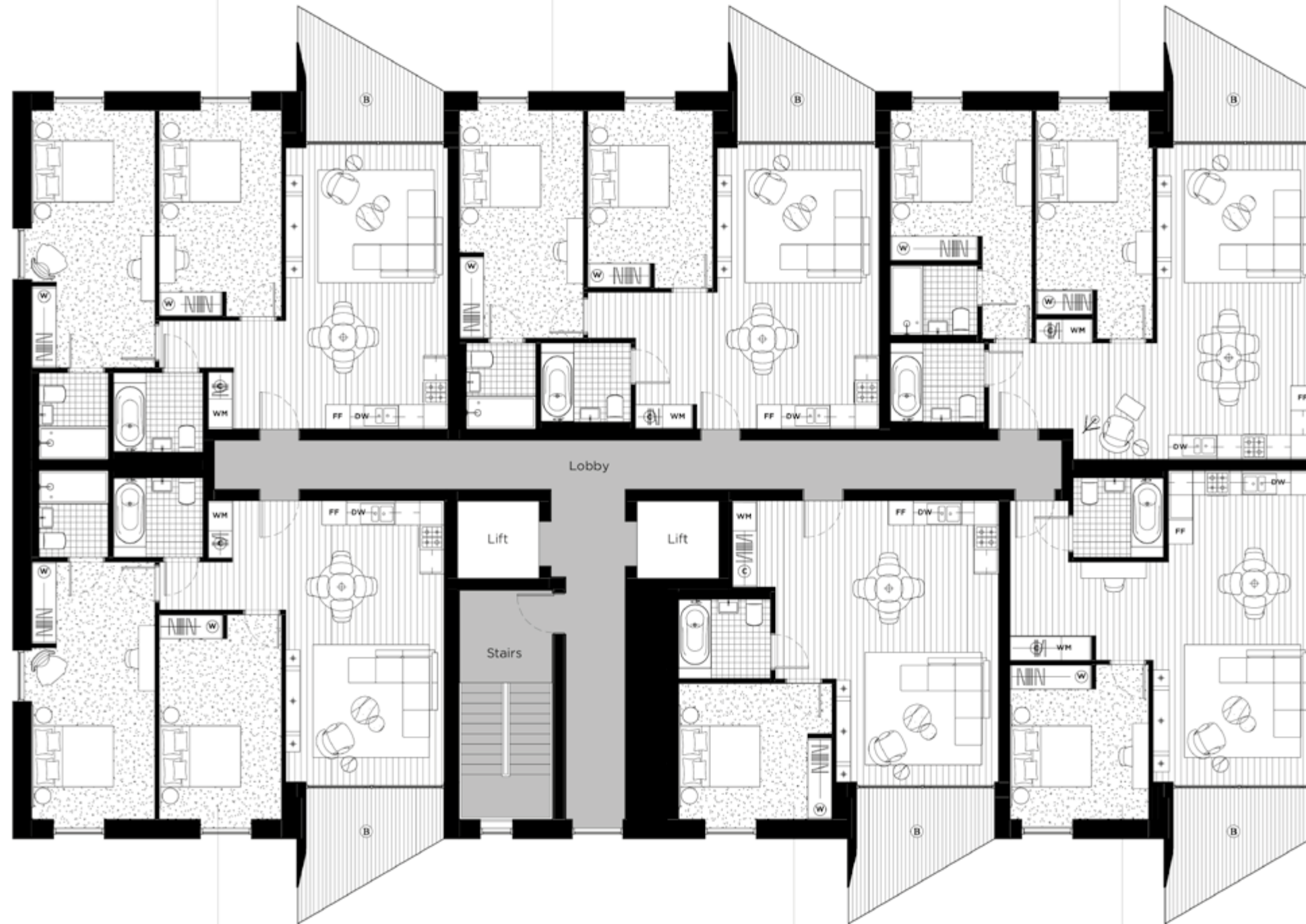
2 BEDROOM
Internal Area: 76.7 SqM / 826 SqFt
Living Area: 5970 mm x 6975 mm
Bedroom 1: 3045 mm x 5590 mm
Bedroom 2: 3070 mm x 4355 mm
Balcony: 7.7 SqM / 83 SqFt

15A
04.04

2 BEDROOM
Internal Area: 82 SqM / 883 SqFt
Living Area: 5000 mm x 7715 mm
Bedroom 1: 3465 mm x 3685 mm
Bedroom 2: 2850 mm x 5000 mm
Balcony: 7.7 SqM / 83 SqFt

Park View

River →



15A
04.01

2 BEDROOM
Internal Area: 78.5 SqM / 845 SqFt
Living Area: 5125 mm x 6980 mm
Bedroom 1: 3080 mm x 6310 mm
Bedroom 2: 2935 mm x 5030 mm
Balcony: 7.7 SqM / 83 SqFt

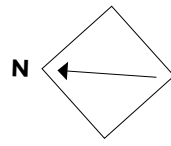
15A
04.06

1 BEDROOM
Internal Area: 54.6 SqM / 588 SqFt
Living Area: 5475 mm x 6980 mm
Bedroom 1: 3765 mm x 3335 mm
Balcony: 7.7 SqM / 83 SqFt

15A
04.05

1 BEDROOM
Internal Area: 59.1 SqM / 636 SqFt
Living Area: 3975 mm x 7715 mm
Bedroom 1: 3405 mm x 4885 mm
Balcony: 7.7 SqM / 83 SqFt

11
10
09
08
07
06
05
04
03
02
01
GF



ROYAL WHARF

LONDON

Sienna House

FLOOR CORE

05 A

LEGEND

- C: Cupboard
- W: Wardrobe
- FF: Fridge Freezer
- WM: Washer / Dryer
- B: Balcony
- T: Terrace

NOTES

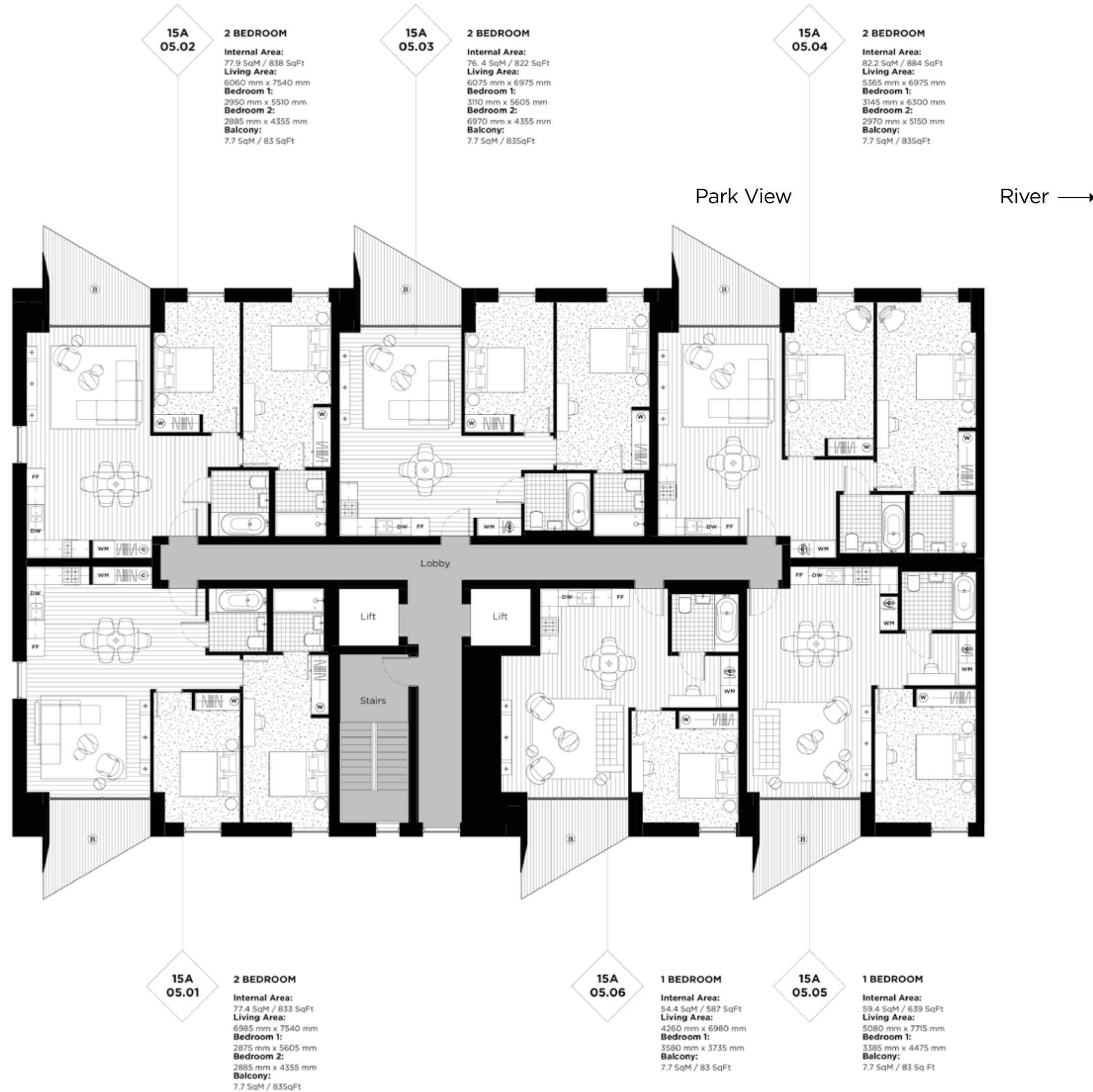


Disclaimer

This brochure and the information contained in it does not form part of any contract, and while reasonable effort has been made to ensure accuracy, this cannot be guaranteed and no representation or warranty is made in that regard. Apartment designs and layouts are indicative only and may change. The specification of the apartments is the anticipated specification as at the date this brochure was prepared, but may be subject to change in accordance with permitted variances under the apartment sale contracts. Dimensions shown in any text or plan are approximate sizes only and actual sizes may be different once constructed (although it is not anticipated that any apartments will be reduced by more than 5% in size). Computer generated images and photos are indicative only. All sales remain subject to contract. All information regarding prospective commercial or retail tenants represents current intention only, and the final identity of the tenants may change. Furniture shown in Computer Generated Images and photos is not included in sales. Royal Wharf is a marketing name only and will not necessarily form part of the approved postal address. Neither the agents nor any person in their employ has any authority to make or give any representation warranty or guarantee (whether written or oral) in respect of or in relation to the development (or any parts thereof). © 2014 Royal Wharf

www.royalwharf.com

	11
	10
	09
	08
	07
	06
	05
	04
	03
	02
	01
	GF



15A 05.02
2 BEDROOM
 Internal Area: 77.9 SqM / 838 SqFt
 Living Area: 6060 mm x 7540 mm
 Bedroom 1: 2950 mm x 5510 mm
 Bedroom 2: 2885 mm x 4355 mm
 Balcony: 7.7 SqM / 83 SqFt

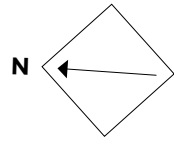
15A 05.03
2 BEDROOM
 Internal Area: 76.4 SqM / 822 SqFt
 Living Area: 6075 mm x 6975 mm
 Bedroom 1: 3110 mm x 5605 mm
 Bedroom 2: 6970 mm x 4355 mm
 Balcony: 7.7 SqM / 83 SqFt

15A 05.04
2 BEDROOM
 Internal Area: 82.2 SqM / 884 SqFt
 Living Area: 5365 mm x 6975 mm
 Bedroom 1: 3145 mm x 6300 mm
 Bedroom 2: 2970 mm x 5150 mm
 Balcony: 7.7 SqM / 83 SqFt

15A 05.01
2 BEDROOM
 Internal Area: 77.4 SqM / 833 SqFt
 Living Area: 6985 mm x 7540 mm
 Bedroom 1: 2875 mm x 5605 mm
 Bedroom 2: 2885 mm x 4355 mm
 Balcony: 7.7 SqM / 83 SqFt

15A 05.06
1 BEDROOM
 Internal Area: 54.4 SqM / 587 SqFt
 Living Area: 4260 mm x 6980 mm
 Bedroom 1: 3580 mm x 3735 mm
 Balcony: 7.7 SqM / 83 SqFt

15A 05.05
1 BEDROOM
 Internal Area: 59.4 SqM / 639 SqFt
 Living Area: 5080 mm x 7715 mm
 Bedroom 1: 3385 mm x 4475 mm
 Balcony: 7.7 SqM / 83 SqFt



ROYAL WHARF
LONDON

Sienna House

FLOOR CORE

06 A

LEGEND

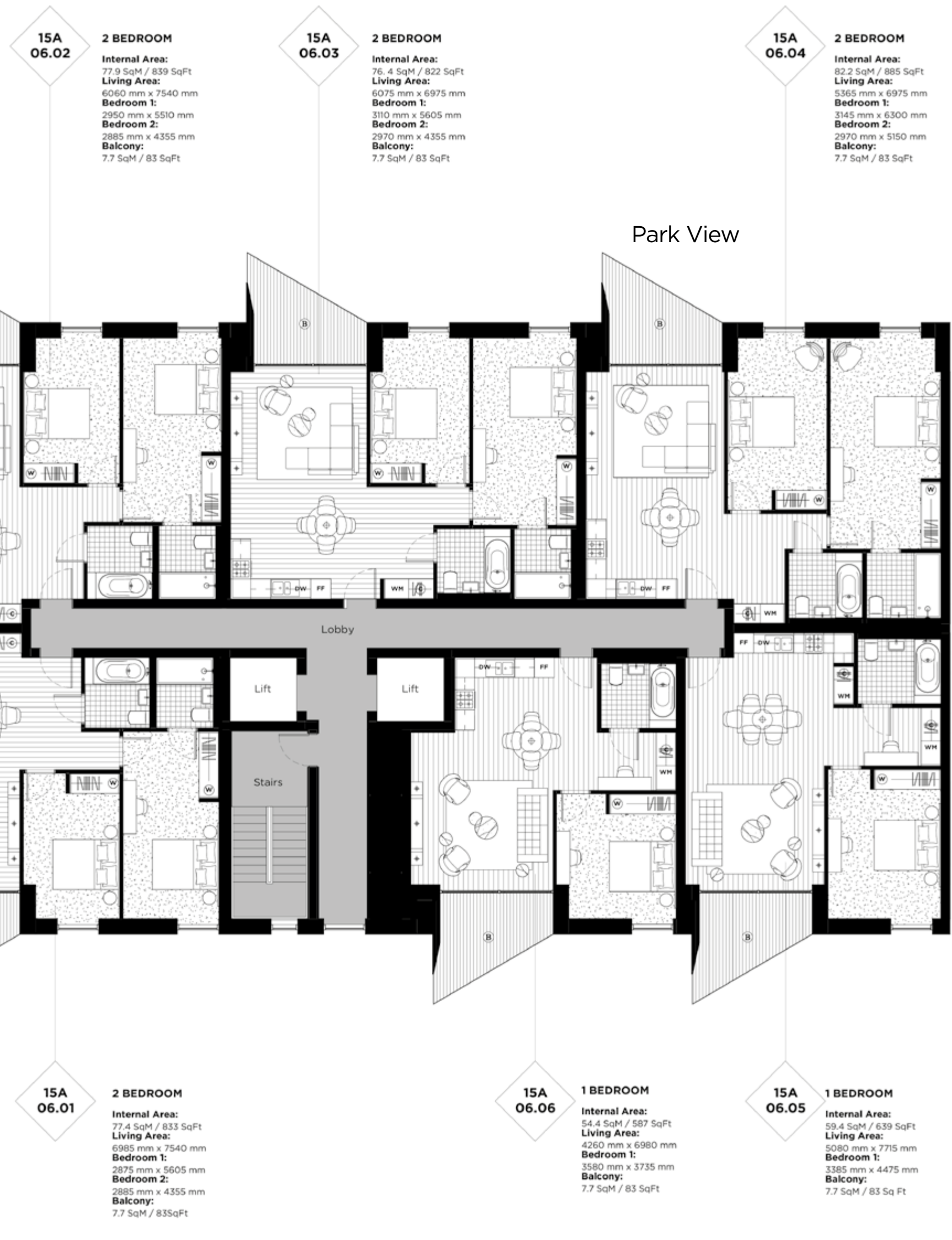
- C: Cupboard
- W: Wardrobe
- FF: Fridge Freezer
- WM: Washer / Dryer
- B: Balcony
- T: Terrace

NOTES



Disclaimer

This brochure and the information contained in it does not form part of any contract, and while reasonable effort has been made to ensure accuracy, this cannot be guaranteed and no representation or warranty is made in that regard. Apartment designs and layouts are indicative only and may change. The specification of the apartments is the anticipated specification as at the date this brochure was prepared, but may be subject to change in accordance with permitted variances under the apartment sale contracts. Dimensions shown in any text or plan are approximate sizes only and actual sizes may be different once constructed (although it is not anticipated that any apartments will be reduced by more than 5% in size). Computer generated images and photos are indicative only. All sales remain subject to contract. All information regarding prospective commercial or retail tenants represents current intention only, and the final identity of the tenants may change. Furniture shown in Computer Generated Images and photos is not included in sales. Royal Wharf is a marketing name only and will not necessarily form part of the approved postal address. Neither the agents nor any person in their employ has any authority to make or give any representation warranty or guarantee (whether written or oral) in respect of or in relation to the development (or any parts thereof). © 2014 Royal Wharf



15A 06.02
2 BEDROOM
Internal Area:
77.9 SqM / 839 SqFt
Living Area:
6060 mm x 7540 mm
Bedroom 1:
2950 mm x 5510 mm
Bedroom 2:
2885 mm x 4355 mm
Balcony:
7.7 SqM / 83 SqFt

15A 06.03
2 BEDROOM
Internal Area:
76.4 SqM / 822 SqFt
Living Area:
6075 mm x 6975 mm
Bedroom 1:
3110 mm x 5605 mm
Bedroom 2:
2970 mm x 4355 mm
Balcony:
7.7 SqM / 83 SqFt

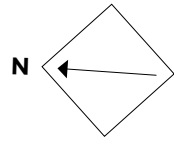
15A 06.04
2 BEDROOM
Internal Area:
82.2 SqM / 885 SqFt
Living Area:
5365 mm x 6975 mm
Bedroom 1:
3145 mm x 6300 mm
Bedroom 2:
2970 mm x 5150 mm
Balcony:
7.7 SqM / 83 SqFt

15A 06.01
2 BEDROOM
Internal Area:
77.4 SqM / 833 SqFt
Living Area:
6985 mm x 7540 mm
Bedroom 1:
2875 mm x 5605 mm
Bedroom 2:
2885 mm x 4355 mm
Balcony:
7.7 SqM / 83 SqFt

15A 06.06
1 BEDROOM
Internal Area:
54.4 SqM / 587 SqFt
Living Area:
4260 mm x 6980 mm
Bedroom 1:
3580 mm x 3735 mm
Balcony:
7.7 SqM / 83 SqFt

15A 06.05
1 BEDROOM
Internal Area:
59.4 SqM / 639 SqFt
Living Area:
5080 mm x 7715 mm
Bedroom 1:
3385 mm x 4475 mm
Balcony:
7.7 SqM / 83 SqFt

11
10
09
08
07
06
05
04
03
02
01
GF



ROYAL WHARF
LONDON

Sienna House

FLOOR CORE

07 A

LEGEND

- C: Cupboard
- W: Wardrobe
- FF: Fridge Freezer
- WM: Washer / Dryer
- B: Balcony
- T: Terrace

NOTES



Disclaimer

This brochure and the information contained in it does not form part of any contract, and while reasonable effort has been made to ensure accuracy, this cannot be guaranteed and no representation or warranty is made in that regard. Apartment designs and layouts are indicative only and may change. The specification of the apartments is the anticipated specification as at the date this brochure was prepared, but may be subject to change in accordance with permitted variances under the apartment sale contracts. Dimensions shown in any text or plan are approximate sizes only and actual sizes may be different once constructed (although it is not anticipated that any apartments will be reduced by more than 5% in size). Computer generated images and photos are indicative only. All sales remain subject to contract. All information regarding prospective commercial or retail tenants represents current intention only, and the final identity of the tenants may change. Furniture shown in Computer Generated Images and photos is not included in sales. Royal Wharf is a marketing name only and will not necessarily form part of the approved postal address. Neither the agents nor any person in their employ has any authority to make or give any representation warranty or guarantee (whether written or oral) in respect of or in relation to the development (or any parts thereof). © 2014 Royal Wharf



15A
07.02

2 BEDROOM
Internal Area:
78.1 SqM / 841 SqFt
Living Area:
6060 mm x 7540 mm
Bedroom 1:
2950 mm x 5510 mm
Bedroom 2:
2885 mm x 4355 mm
Balcony:
7.7 SqM / 83 SqFt

15A
07.03

2 BEDROOM
Internal Area:
76.4 SqM / 822 SqFt
Living Area:
6075 mm x 6975 mm
Bedroom 1:
3110 mm x 5605 mm
Bedroom 2:
6970 mm x 4355 mm
Balcony:
7.7 SqM / 83SqFt

15A
07.04

2 BEDROOM
Internal Area:
82.2 SqM / 885 SqFt
Living Area:
5365 mm x 6975 mm
Bedroom 1:
3145 mm x 6300 mm
Bedroom 2:
2970 mm x 5150 mm
Balcony:
7.7 SqM / 83SqFt

15A
07.01

2 BEDROOM
Internal Area:
77.4 SqM / 833 SqFt
Living Area:
6985 mm x 7540 mm
Bedroom 1:
2875 mm x 5605 mm
Bedroom 2:
2885 mm x 4355 mm
Balcony:
7.7 SqM / 83SqFt

15A
07.06

1 BEDROOM
Internal Area:
54.4 SqM / 586 SqFt
Living Area:
4260 mm x 6980 mm
Bedroom 1:
3580 mm x 3735 mm
Balcony:
7.7 SqM / 83 SqFt

15A
07.05

1 BEDROOM
Internal Area:
59.4 SqM / 639 SqFt
Living Area:
5080 mm x 7715 mm
Bedroom 1:
3385 mm x 4475 mm
Balcony:
7.7 SqM / 83 Sq Ft

11
10
09
08
07
06
05
04
03
02
01
GF

Park View

River →

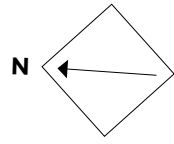


ROYAL WHARF

LONDON

Sienna House

CORE B



Park View

15B
GF.05

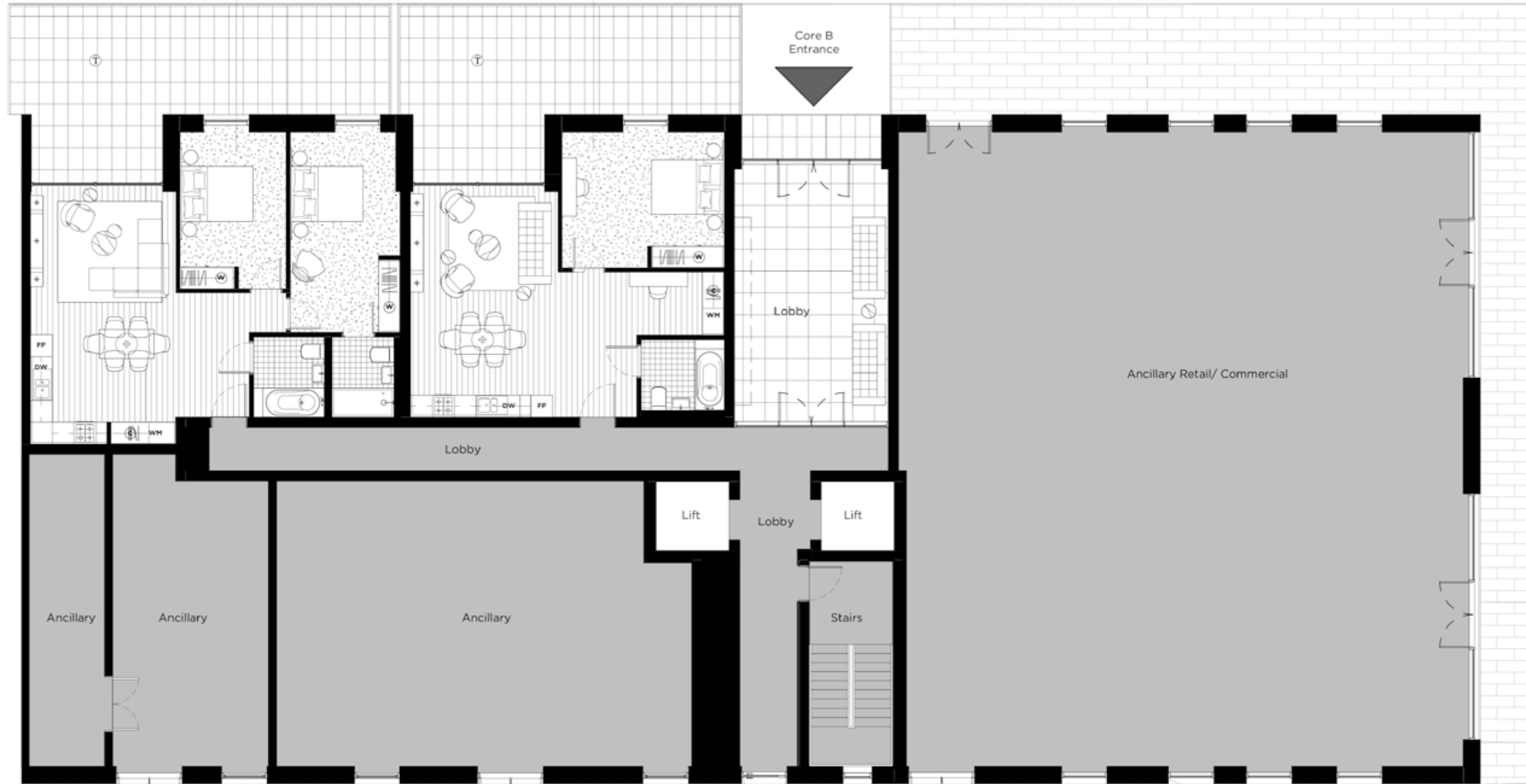
2 BEDROOM

Internal Area:
75.2 SqM / 809 SqFt
Living Area:
6910 mm x 5995 mm
Bedroom 1:
5495 mm x 3015 mm
Bedroom 2:
4300 mm x 2910 mm
Terrace:
38.5 SqM / 414 SqFt

15B
GF.04

1 BEDROOM

Internal Area:
60.4 SqM / 650 SqFt
Living Area:
6175 mm x 6150 mm
Bedroom 1:
4070 mm x 3730 mm
Terrace:
35.2 SqM / 378.8 SqFt



River View

Sienna House

FLOOR CORE
GF B

- LEGEND**
- C: Cupboard
 - W: Wardrobe
 - FF: Fridge Freezer
 - WM: Washer / Dryer
 - B: Balcony
 - T: Terrace

NOTES



Disclaimer

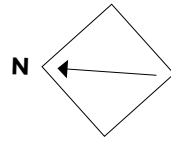
This brochure and the information contained in it does not form part of any contract, and while reasonable effort has been made to ensure accuracy, this cannot be guaranteed and no representation or warranty is made in that regard. Apartment designs and layouts are indicative only and may change. The specification of the apartments is the anticipated specification as at the date this brochure was prepared, but may be subject to change in accordance with permitted variances under the apartment sale contracts. Dimensions shown in any text or plan are approximate sizes only and actual sizes may be different once constructed (although it is not anticipated that any apartments will be reduced by more than 5% in size). Computer generated images and photos are indicative only. All sales remain subject to contract. All information regarding prospective commercial or retail tenants represents current intention only, and the final identity of the tenants may change. Furniture shown in Computer Generated Images and photos is not included in sales. Royal Wharf is a marketing name only and will not necessarily form part of the approved postal address. Neither the agents nor any person in their employ has any authority to make or give any representation or warranty or guarantee (whether written or oral) in respect of or in relation to the development (or any parts thereof). © 2014 Royal Wharf

www.royalwharf.com

	11
	10
	09
	08
	07
	06
	05
	04
	03
	02
	01
	GF

+5.110

10+



ROYAL WHARF

LONDON

Sienna House

FLOOR CORE

01 B

LEGEND

- C: Cupboard
- W: Wardrobe
- FF: Fridge Freezer
- WM: Washer / Dryer
- B: Balcony
- T: Terrace

NOTES

- _____
- _____
- _____
- _____
- _____



Disclaimer

This brochure and the information contained in it does not form part of any contract, and while reasonable effort has been made to ensure accuracy, this cannot be guaranteed and no representation or warranty is made in that regard. Apartment designs and layouts are indicative only and may change. The specification of the apartments is the anticipated specification as at the date this brochure was prepared, but may be subject to change in accordance with permitted variances under the apartment sale contracts. Dimensions shown in any text or plan are approximate sizes only and actual sizes may be different once constructed (although it is not anticipated that any apartments will be reduced by more than 5% in size). Computer generated images and photos are indicative only. All sales remain subject to contract. All information regarding prospective commercial or retail tenants represents current intention only, and the final identity of the tenants may change. Furniture shown in Computer Generated Images and photos is not included in sales. Royal Wharf is a marketing name only and will not necessarily form part of the approved postal address. Neither the agents nor any person in their employ has any authority to make or give any representation warranty or guarantee (whether written or oral) in respect of or in relation to the development (or any parts thereof). © 2014 Royal Wharf

www.royalwharf.com

2 BEDROOM
15B 01.08
Internal Area: 75.2 SqM / 809 SqFt
Living Area: 6910 mm x 5995 mm
Bedroom 1: 5490 mm x 2895 mm
Bedroom 2: 4300 mm x 2910 mm
Balcony: 6.7 SqM / 72 SqFt

1 BEDROOM
15B 01.09
Internal Area: 60.4 SqM / 650 SqFt
Living Area: 6175 mm x 6190 mm
Bedroom 1: 4450 mm x 3730 mm
Balcony: 6.7 SqM / 72 SqFt

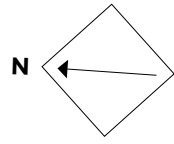
Park View



River View

2 BEDROOM
15B 01.07
Internal Area: 74.7 SqM / 804 SqFt
Living Area: 6910 mm x 5995 mm
Bedroom 1: 5670 mm x 3000 mm
Bedroom 2: 4380 mm x 2850 mm
Balcony: 7.7 SqM / 83 SqFt

	11
	10
	09
	08
	07
	06
	05
	04
	03
	02
	01
	GF



ROYAL WHARF
LONDON

Sienna House

FLOOR CORE

02 B

LEGEND

- C: Cupboard
- W: Wardrobe
- FF: Fridge Freezer
- WM: Washer / Dryer
- B: Balcony
- T: Terrace

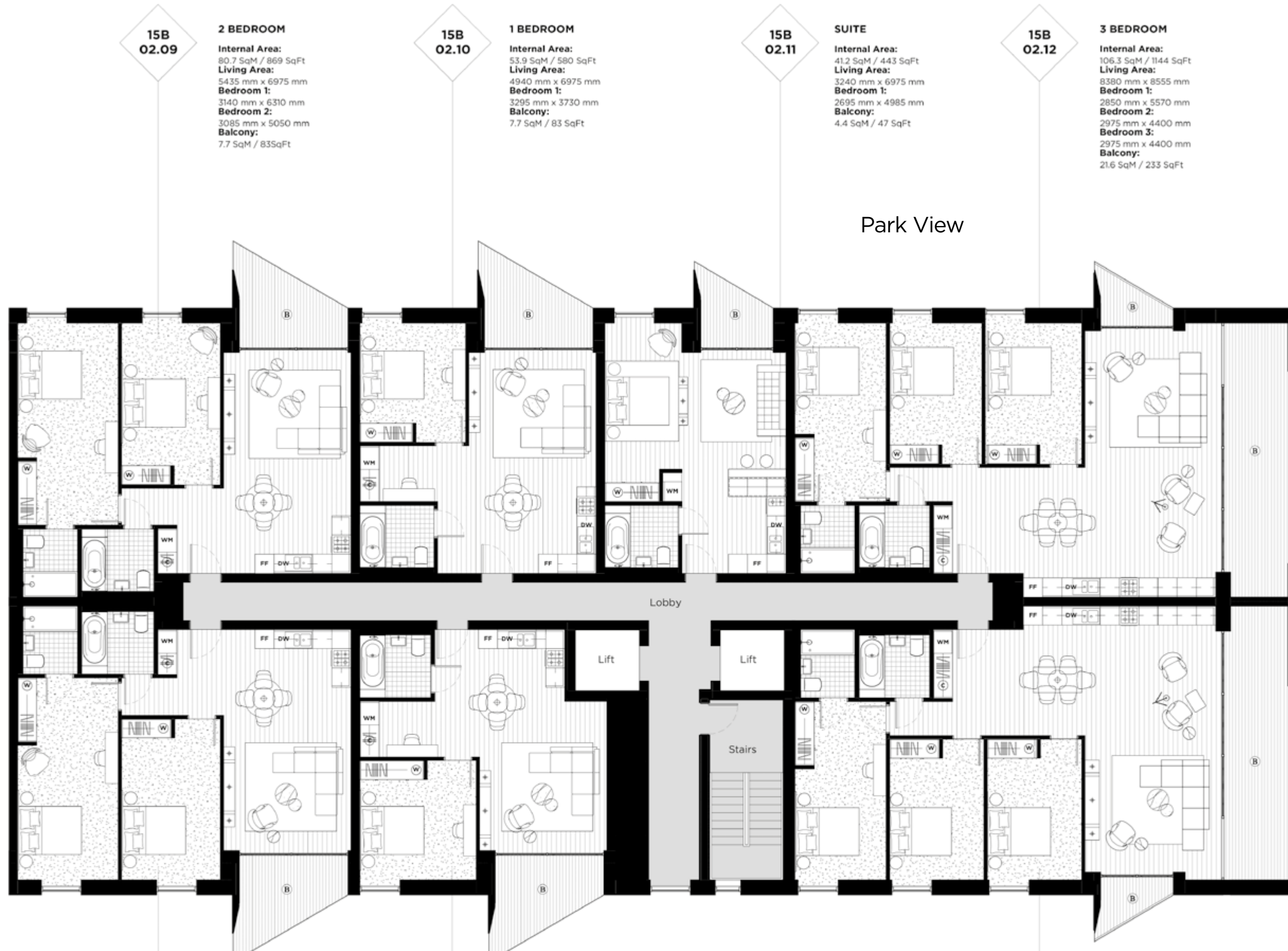
NOTES



Disclaimer

This brochure and the information contained in it does not form part of any contract, and while reasonable effort has been made to ensure accuracy, this cannot be guaranteed and no representation or warranty is made in that regard. Apartment designs and layouts are indicative only and may change. The specification of the apartments is the anticipated specification as at the date this brochure was prepared, but may be subject to change in accordance with permitted variances under the apartment sale contracts. Dimensions shown in any text or plan are approximate sizes only and actual sizes may be different once constructed (although it is not anticipated that any apartments will be reduced by more than 5% in size). Computer generated images and photos are indicative only. All sales remain subject to contract. All information regarding prospective commercial or retail tenants represents current intention only, and the final identity of the tenants may change. Furniture shown in Computer Generated Images and photos is not included in sales. Royal Wharf is a marketing name only and will not necessarily form part of the approved postal address. Neither the agents nor any person in their employ has any authority to make or give any representation warranty or guarantee (whether written or oral) in respect of or in relation to the development (or any parts thereof). © 2014 Royal Wharf

www.royalwharf.com



15B
02.09

2 BEDROOM
Internal Area:
80.7 SqM / 869 SqFt
Living Area:
5435 mm x 6975 mm
Bedroom 1:
3140 mm x 6310 mm
Bedroom 2:
3085 mm x 5050 mm
Balcony:
7.7 SqM / 83SqFt

15B
02.10

1 BEDROOM
Internal Area:
53.9 SqM / 580 SqFt
Living Area:
4940 mm x 6975 mm
Bedroom 1:
3295 mm x 3730 mm
Balcony:
7.7 SqM / 83 SqFt

15B
02.11

SUITE
Internal Area:
41.2 SqM / 443 SqFt
Living Area:
3240 mm x 6975 mm
Bedroom 1:
2695 mm x 4985 mm
Balcony:
4.4 SqM / 47 SqFt

15B
02.12

3 BEDROOM
Internal Area:
106.3 SqM / 1144 SqFt
Living Area:
8380 mm x 8555 mm
Bedroom 1:
2850 mm x 5570 mm
Bedroom 2:
2975 mm x 4400 mm
Bedroom 3:
2975 mm x 4400 mm
Balcony:
21.6 SqM / 233 SqFt

15B
02.08

2 BEDROOM
Internal Area:
80.4 SqM / 865 SqFt
Living Area:
5435 mm x 6980 mm
Bedroom 1:
3140 mm x 6310 mm
Bedroom 2:
3085 mm x 5035 mm
Balcony:
7.7 SqM / 83 SqFt

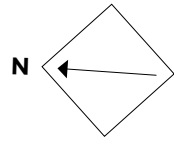
15B
02.07

1 BEDROOM
Internal Area:
53.6 SqM / 577 SqFt
Living Area:
5375 mm x 6980 mm
Bedroom 1:
3630 mm x 3735 mm
Balcony:
7.7 SqM / 83 SqFt

15B
02.13

3 BEDROOM
Internal Area:
106.3 SqM / 1144 SqFt
Living Area:
8525 mm x 8380 mm
Bedroom 1:
2850 mm x 5570 mm
Bedroom 2:
2995 mm x 4400 mm
Bedroom 3:
2975 mm x 4400 mm
Balcony:
21.6 SqM / 233 SqFt

	11
	10
	09
	08
	07
	06
	05
	04
	03
	02
	01
	GF



ROYAL WHARF
LONDON

Sienna House

Park View

FLOOR CORE

03 B

LEGEND

- C: Cupboard
- W: Wardrobe
- FF: Fridge Freezer
- WM: Washer / Dryer
- B: Balcony
- T: Terrace

NOTES

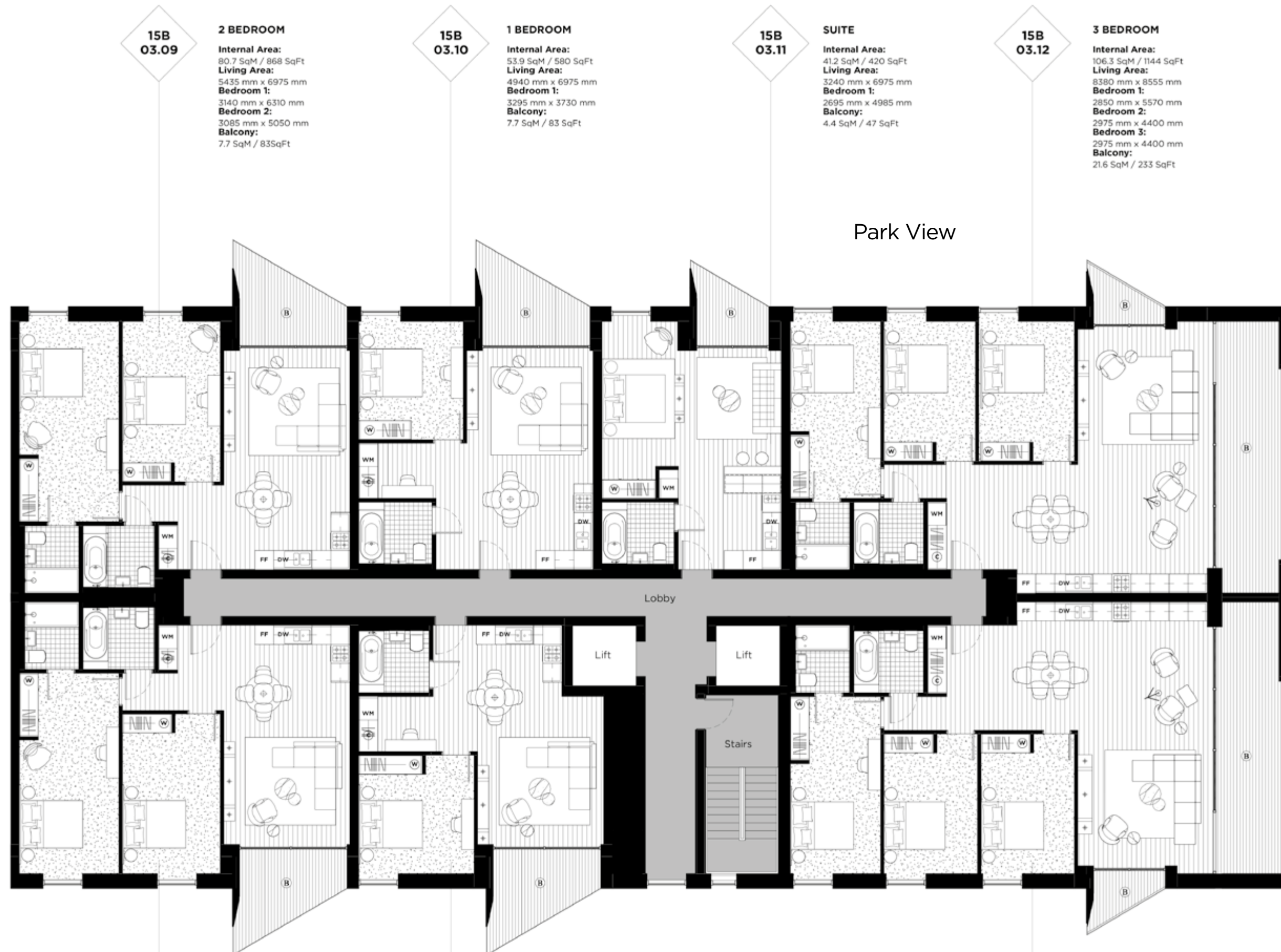


Disclaimer

This brochure and the information contained in it does not form part of any contract, and while reasonable effort has been made to ensure accuracy, this cannot be guaranteed and no representation or warranty is made in that regard. Apartment designs and layouts are indicative only and may change. The specification of the apartments is the anticipated specification as at the date this brochure was prepared, but may be subject to change in accordance with permitted variances under the apartment sale contracts. Dimensions shown in any text or plan are approximate sizes only and actual sizes may be different once constructed (although it is not anticipated that any apartments will be reduced by more than 5% in size). Computer generated images and photos are indicative only. All sales remain subject to contract. All information regarding prospective commercial or retail tenants represents current intention only, and the final identity of the tenants may change. Furniture shown in Computer Generated Images and photos is not included in sales. Royal Wharf is a marketing name only and will not necessarily form part of the approved postal address. Neither the agents nor any person in their employ has any authority to make or give any representation warranty or guarantee (whether written or oral) in respect of or in relation to the development (or any parts thereof). © 2014 Royal Wharf

www.royalwharf.com

River View



15B
03.09

2 BEDROOM
Internal Area:
80.7 SqM / 868 SqFt
Living Area:
5435 mm x 6975 mm
Bedroom 1:
3140 mm x 6310 mm
Bedroom 2:
3085 mm x 5050 mm
Balcony:
7.7 SqM / 83SqFt

15B
03.10

1 BEDROOM
Internal Area:
53.9 SqM / 580 SqFt
Living Area:
4940 mm x 6975 mm
Bedroom 1:
3295 mm x 3730 mm
Balcony:
7.7 SqM / 83 SqFt

15B
03.11

SUITE
Internal Area:
41.2 SqM / 420 SqFt
Living Area:
3240 mm x 6975 mm
Bedroom 1:
2695 mm x 4985 mm
Balcony:
4.4 SqM / 47 SqFt

15B
03.12

3 BEDROOM
Internal Area:
106.3 SqM / 1144 SqFt
Living Area:
8380 mm x 8555 mm
Bedroom 1:
2850 mm x 5570 mm
Bedroom 2:
2975 mm x 4400 mm
Bedroom 3:
2975 mm x 4400 mm
Balcony:
21.6 SqM / 233 SqFt

15B
03.08

2 BEDROOM
Internal Area:
80.4 SqM / 865 SqFt
Living Area:
5435 mm x 6980 mm
Bedroom 1:
3140 mm x 6310 mm
Bedroom 2:
3085 mm x 5035 mm
Balcony:
7.7 SqM / 83 SqFt

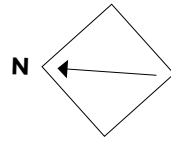
15B
03.07

1 BEDROOM
Internal Area:
53.6 SqM / 576 SqFt
Living Area:
5375 mm x 6980 mm
Bedroom 1:
3630 mm x 3735 mm
Balcony:
7.7 SqM / 83 SqFt

15B
03.13

3 BEDROOM
Internal Area:
106.3 SqM / 1144 SqFt
Living Area:
8380 mm x 8555 mm
Bedroom 1:
2850 mm x 5570 mm
Bedroom 2:
2995 mm x 4400 mm
Bedroom 3:
2975 mm x 4400 mm
Balcony:
21.6 SqM / 233 SqFt

11
10
09
08
07
06
05
04
03
02
01
GF



ROYAL WHARF
LONDON

Sienna House

FLOOR CORE

04 B

LEGEND

- C: Cupboard
- W: Wardrobe
- FF: Fridge Freezer
- WM: Washer / Dryer
- B: Balcony
- T: Terrace

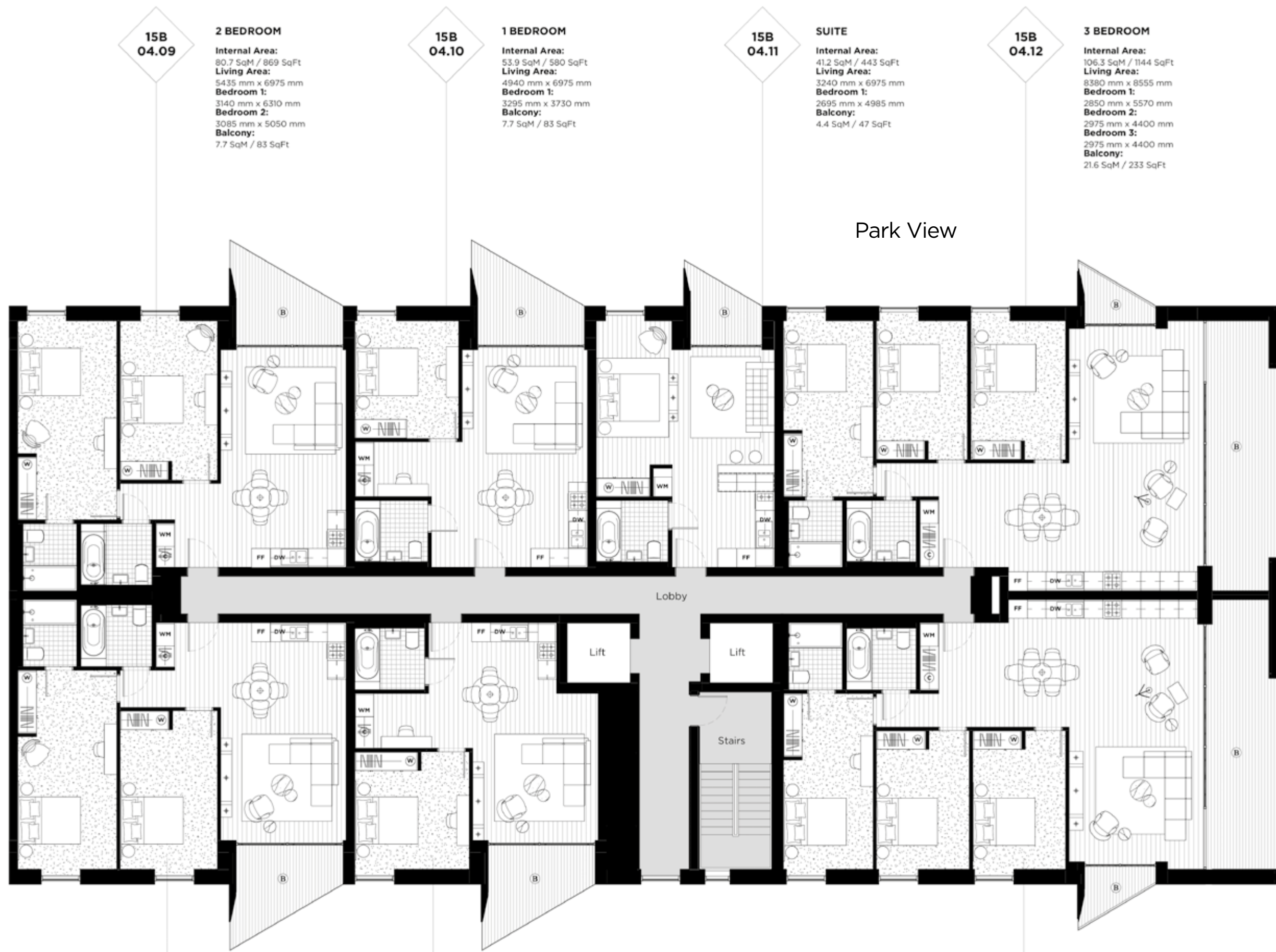
NOTES



Disclaimer

This brochure and the information contained in it does not form part of any contract, and while reasonable effort has been made to ensure accuracy, this cannot be guaranteed and no representation or warranty is made in that regard. Apartment designs and layouts are indicative only and may change. The specification of the apartments is the anticipated specification as at the date this brochure was prepared, but may be subject to change in accordance with permitted variances under the apartment sale contracts. Dimensions shown in any text or plan are approximate sizes only and actual sizes may be different once constructed (although it is not anticipated that any apartments will be reduced by more than 5% in size). Computer generated images and photos are indicative only. All sales remain subject to contract. All information regarding prospective commercial or retail tenants represents current intention only, and the final identity of the tenants may change. Furniture shown in Computer Generated Images and photos is not included in sales. Royal Wharf is a marketing name only and will not necessarily form part of the approved postal address. Neither the agents nor any person in their employ has any authority to make or give any representation warranty or guarantee (whether written or oral) in respect of or in relation to the development (or any parts thereof). © 2014 Royal Wharf

	11
	10
	09
	08
	07
	06
	05
	04
	03
	02
	01
	GF



15B
04.09

2 BEDROOM

Internal Area:
80.7 SqM / 869 SqFt
Living Area:
5435 mm x 6975 mm
Bedroom 1:
3140 mm x 6310 mm
Bedroom 2:
3085 mm x 5050 mm
Balcony:
7.7 SqM / 83 SqFt

15B
04.10

1 BEDROOM

Internal Area:
53.9 SqM / 580 SqFt
Living Area:
4940 mm x 6975 mm
Bedroom 1:
3295 mm x 3730 mm
Balcony:
7.7 SqM / 83 SqFt

15B
04.11

SUITE

Internal Area:
41.2 SqM / 443 SqFt
Living Area:
3240 mm x 6975 mm
Bedroom 1:
2695 mm x 4985 mm
Balcony:
4.4 SqM / 47 SqFt

15B
04.12

3 BEDROOM

Internal Area:
106.3 SqM / 1144 SqFt
Living Area:
8380 mm x 8555 mm
Bedroom 1:
2850 mm x 5570 mm
Bedroom 2:
2975 mm x 4400 mm
Bedroom 3:
2975 mm x 4400 mm
Balcony:
21.6 SqM / 233 SqFt

15B
04.08

2 BEDROOM

Internal Area:
80.4 SqM / 865 SqFt
Living Area:
5435 mm x 6980 mm
Bedroom 1:
3140 mm x 6310 mm
Bedroom 2:
3085 mm x 5035 mm
Balcony:
7.7 SqM / 83 SqFt

15B
04.07

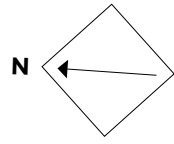
1 BEDROOM

Internal Area:
53.6 SqM / 577 SqFt
Living Area:
5375 mm x 6980 mm
Bedroom 1:
3630 mm x 3735 mm
Balcony:
7.7 SqM / 83 SqFt

15B
04.13

3 BEDROOM

Internal Area:
106.3 SqM / 1144 SqFt
Living Area:
8380 mm x 8555 mm
Bedroom 1:
2850 mm x 5570 mm
Bedroom 2:
2995 mm x 4400 mm
Bedroom 3:
2975 mm x 4400 mm
Balcony:
21.6 SqM / 233 SqFt



ROYAL WHARF
LONDON

Sienna House

FLOOR CORE

05 B

LEGEND

- C: Cupboard
- W: Wardrobe
- FF: Fridge Freezer
- WM: Washer / Dryer
- B: Balcony
- T: Terrace

NOTES



Disclaimer

This brochure and the information contained in it does not form part of any contract, and while reasonable effort has been made to ensure accuracy, this cannot be guaranteed and no representation or warranty is made in that regard. Apartment designs and layouts are indicative only and may change. The specification of the apartments is the anticipated specification as at the date this brochure was prepared, but may be subject to change in accordance with permitted variances under the apartment sale contracts. Dimensions shown in any text or plan are approximate sizes only and actual sizes may be different once constructed (although it is not anticipated that any apartments will be reduced by more than 5% in size). Computer generated images and photo's are indicative only. All sales remain subject to contract. All information regarding prospective commercial or retail tenants represents current intention only, and the final identity of the tenants may change. Furniture shown in Computer Generated Images and photo's is not included in sales. Royal Wharf is a marketing name only and will not necessarily form part of the approved postal address. Neither the agents nor any person in their employ has any authority to make or give any representation warranty or guarantee (whether written or oral) in respect of or in relation to the development (or any parts thereof). © 2014 Royal Wharf

www.royalwharf.com

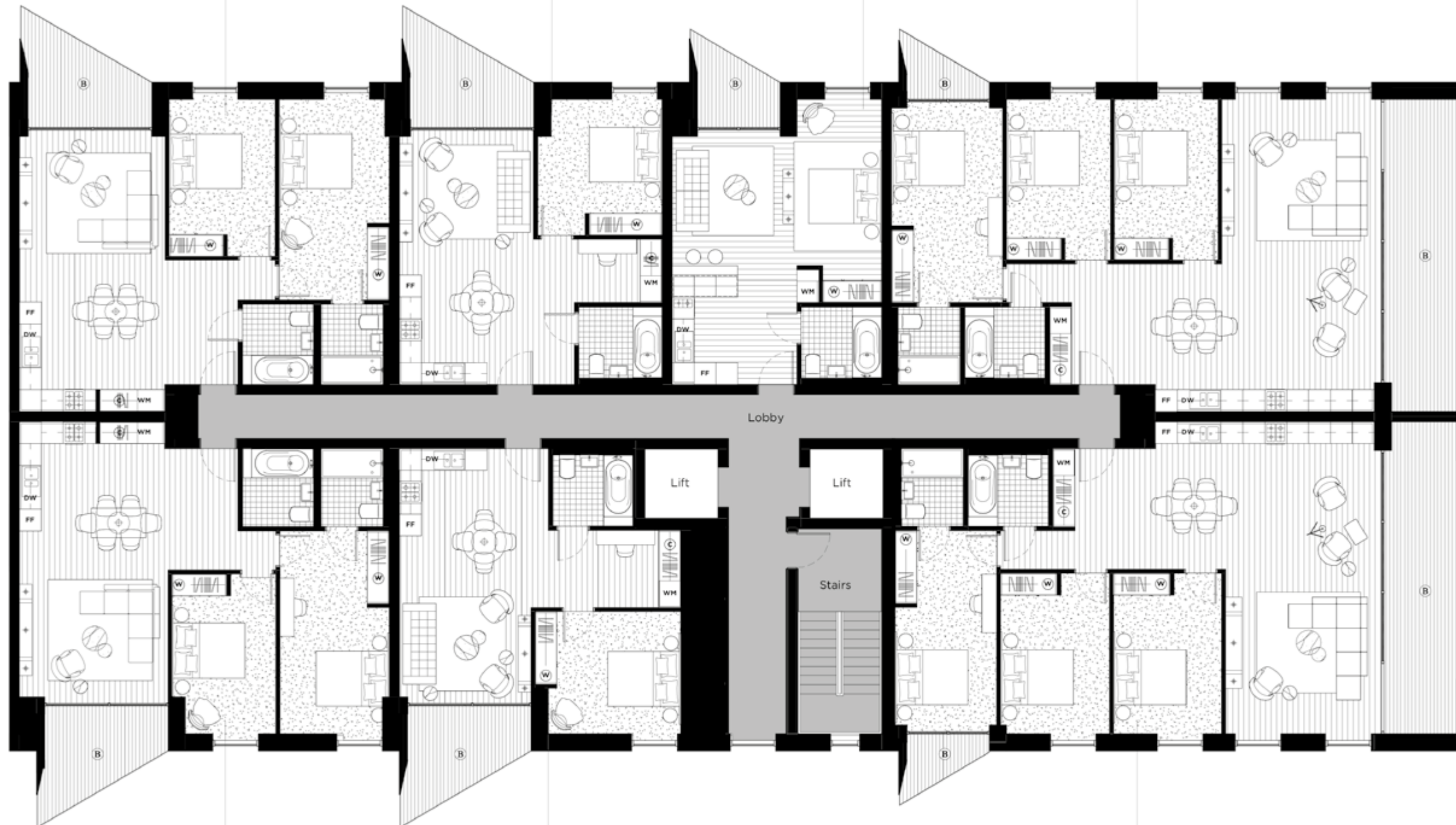
15B 05.09 **2 BEDROOM**
Internal Area: 77.9 SqM / 839 SqFt
Living Area: 5995 mm x 7715 mm
Bedroom 1: 3015 mm x 5495 mm
Bedroom 2: 2915 mm x 4300 mm
Balcony: 7.7 SqM / 83SqFt

15B 05.10 **1 BEDROOM**
Internal Area: 52 SqM / 560 SqM
Living Area: 4795 mm x 6970 mm
Bedroom 1: 3405 mm x 3730 mm
Balcony: 7.7 SqM / 83 SqFt

15B 05.11 **SUITE**
Internal Area: 41.3 SqM / 445 SqFt
Living Area: 2950 mm x 6800 mm
Bedroom 1: 2780 mm x 5750 mm
Balcony: 4.4 SqM / 47 SqFt

15B 05.12 **3 BEDROOM**
Internal Area: 107 SqM / 1152 SqFt
Living Area: 8495 mm x 8555 mm
Bedroom 1: 3040 mm x 5505 mm
Bedroom 2: 2850 mm x 4400 mm
Bedroom 3: 2850 mm x 4400 mm
Balcony: 21.6 SqM / 233 SqFt

Park View



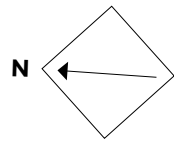
River View

	11
	10
	09
	08
	07
	06
	05
	04
	03
	02
	01
	GF

15B 05.08 **2 BEDROOM**
Internal Area: 77.4 SqM / 833 SqFt
Living Area: 4075 mm x 7715 mm
Bedroom 1: 3000 mm x 5565 mm
Bedroom 2: 2850 mm x 4280 mm
Balcony: 7.7 SqM / 83 SqFt

15B 05.07 **1 BEDROOM**
Internal Area: 52.8 SqM / 568 SqFt
Living Area: 4080 mm x 6980 mm
Bedroom 1: 3995 mm x 3350 mm
Balcony: 7.7 SqM / 83 SqFt

15B 05.13 **3 BEDROOM**
Internal Area: 106.4 SqM / 1145 SqFt
Living Area: 8525 mm x 8555 mm
Bedroom 1: 2900 mm x 5500 mm
Bedroom 2: 2995 mm x 4400 mm
Bedroom 3: 2965 mm x 4400 mm
Balcony: 21.7 SqM / 233 SqFt



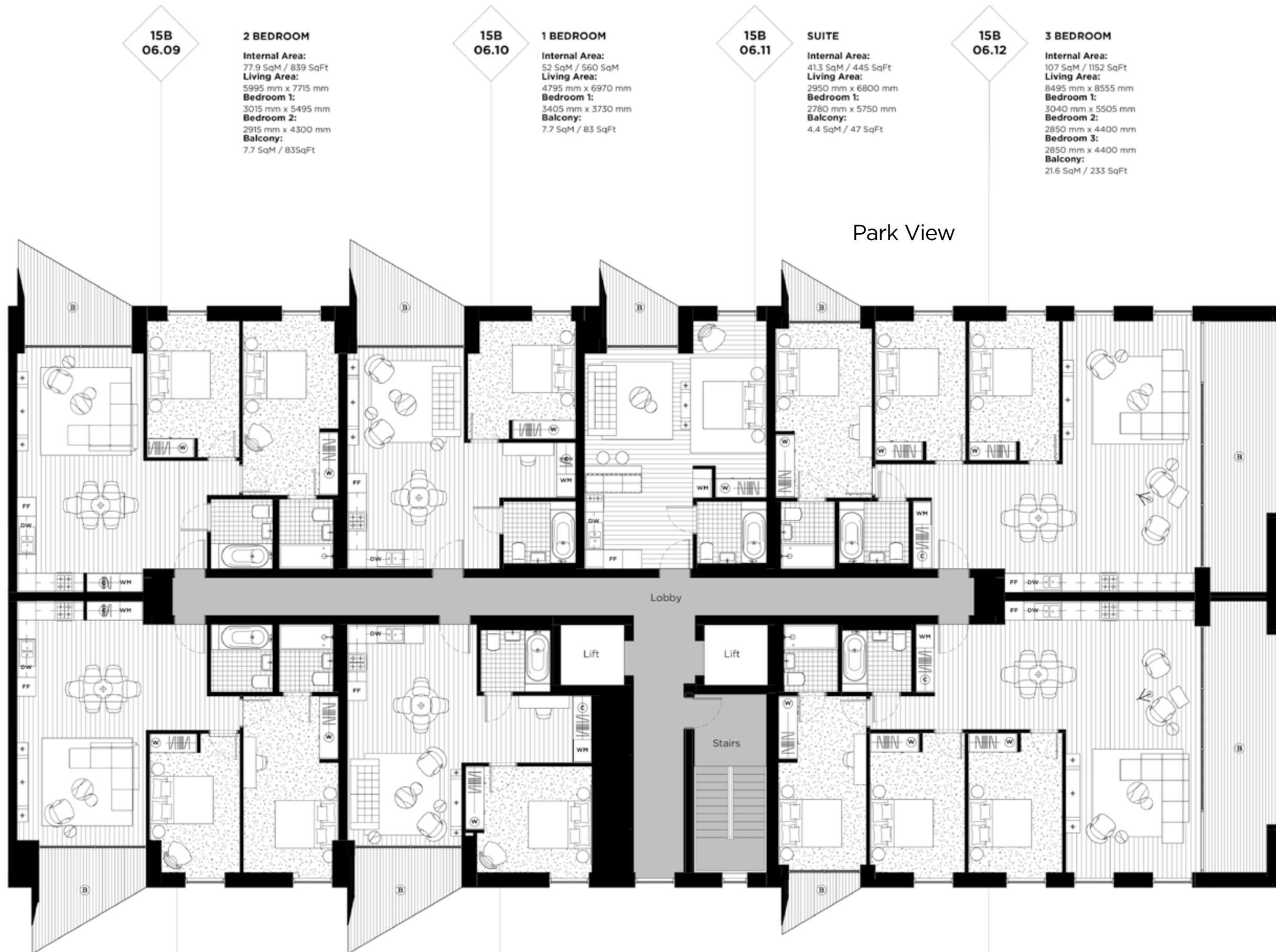
ROYAL WHARF

LONDON

Sienna House

Park View

River View



15B
06.09

2 BEDROOM

Internal Area:
77.9 SqM / 839 SqFt
Living Area:
5995 mm x 7715 mm
Bedroom 1:
3015 mm x 5495 mm
Bedroom 2:
2915 mm x 4300 mm
Balcony:
7.7 SqM / 83SqFt

15B
06.10

1 BEDROOM

Internal Area:
52 SqM / 560 SqM
Living Area:
4795 mm x 6970 mm
Bedroom 1:
3405 mm x 3730 mm
Balcony:
7.7 SqM / 83 SqFt

15B
06.11

SUITE

Internal Area:
41.3 SqM / 445 SqFt
Living Area:
2950 mm x 6800 mm
Bedroom 1:
2780 mm x 5750 mm
Balcony:
4.4 SqM / 47 SqFt

15B
06.12

3 BEDROOM

Internal Area:
107 SqM / 1152 SqFt
Living Area:
8495 mm x 8555 mm
Bedroom 1:
3040 mm x 5505 mm
Bedroom 2:
2850 mm x 4400 mm
Bedroom 3:
2850 mm x 4400 mm
Balcony:
21.6 SqM / 233 SqFt

15B
06.08

2 BEDROOM

Internal Area:
77.4 SqM / 833 SqFt
Living Area:
4075 mm x 7715 mm
Bedroom 1:
3000 mm x 5565 mm
Bedroom 2:
2850 mm x 4280 mm
Balcony:
7.7 SqM / 83 SqFt

15B
06.07

1 BEDROOM

Internal Area:
52.8 SqM / 568 SqFt
Living Area:
4080 mm x 6980 mm
Bedroom 1:
3995 mm x 3350 mm
Balcony:
7.7 SqM / 83 SqFt

15B
06.13

3 BEDROOM

Internal Area:
106.4 SqM / 1145 SqFt
Living Area:
8525 mm x 8555 mm
Bedroom 1:
2900 mm x 5500 mm
Bedroom 2:
2995 mm x 4400 mm
Bedroom 3:
2965 mm x 4400 mm
Balcony:
21.7 SqM / 233 SqFt

FLOOR CORE

06 B

LEGEND

- C: Cupboard
- W: Wardrobe
- FF: Fridge Freezer
- WM: Washer / Dryer
- B: Balcony
- T: Terrace

NOTES

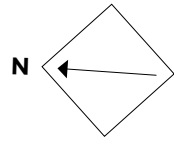


Disclaimer

This brochure and the information contained in it does not form part of any contract, and while reasonable effort has been made to ensure accuracy, this cannot be guaranteed and no representation or warranty is made in that regard. Apartment designs and layouts are indicative only and may change. The specification of the apartments is the anticipated specification as at the date this brochure was prepared, but may be subject to change in accordance with permitted variances under the apartment sale contracts. Dimensions shown in any text or plan are approximate sizes only and actual sizes may be different once constructed (although it is not anticipated that any apartments will be reduced by more than 5% in size). Computer generated images and photos are indicative only. All sales remain subject to contract. All information regarding prospective commercial or retail tenants represents current intention only, and the final identity of the tenants may change. Furniture shown in Computer Generated Images and photos is not included in sales. Royal Wharf is a marketing name only and will not necessarily form part of the approved postal address. Neither the agents nor any person in their employ has any authority to make or give any representation warranty or guarantee (whether written or oral) in respect of or in relation to the development (or any parts thereof). © 2014 Royal Wharf

www.royalwharf.com

	11
	10
	09
	08
	07
	06
	05
	04
	03
	02
	01
	GF



ROYAL WHARF

LONDON

Sienna House

FLOOR CORE

07 B

LEGEND

- C: Cupboard
- W: Wardrobe
- FF: Fridge Freezer
- WM: Washer / Dryer
- B: Balcony
- T: Terrace

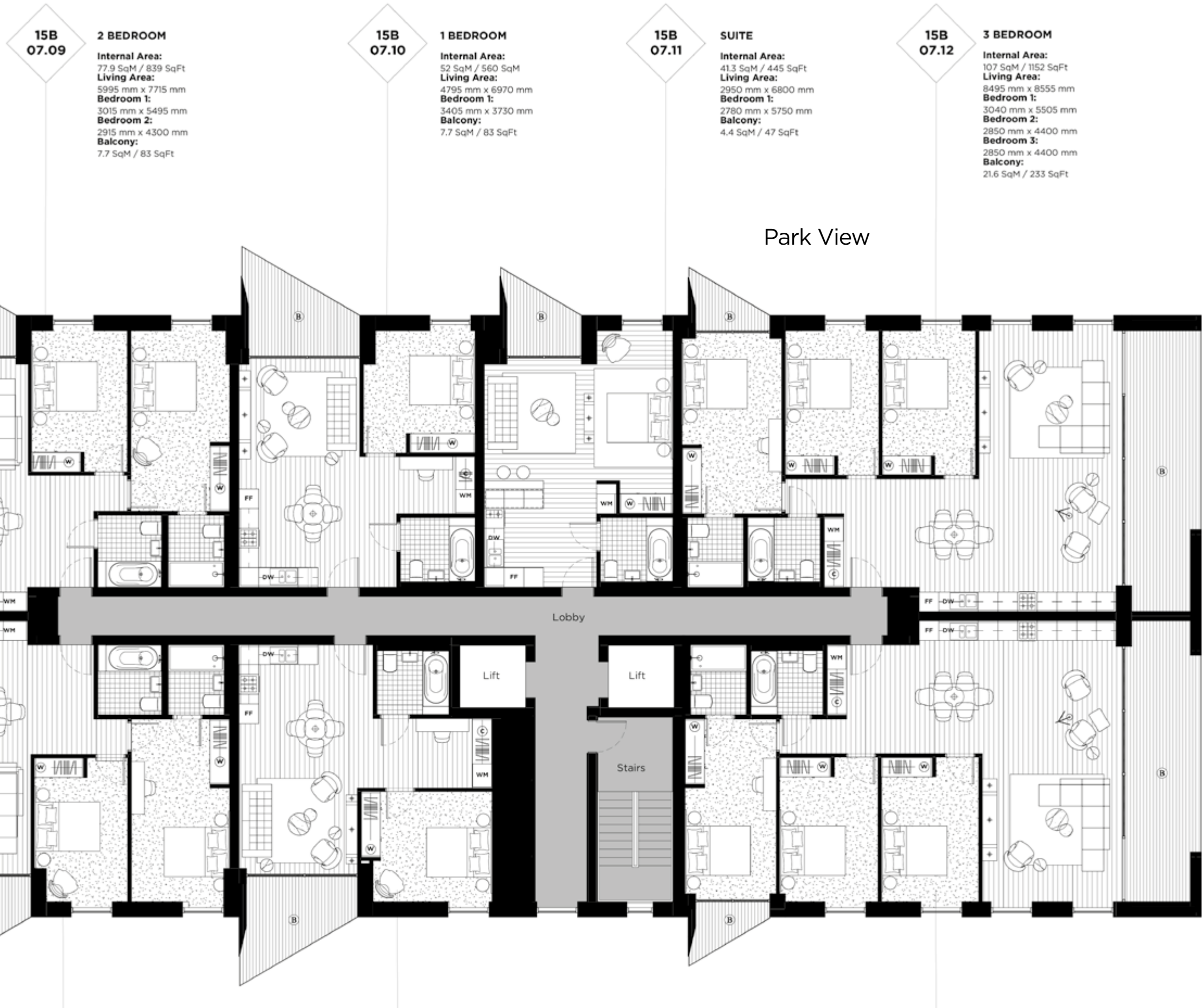
NOTES



Disclaimer

This brochure and the information contained in it does not form part of any contract, and while reasonable effort has been made to ensure accuracy, this cannot be guaranteed and no representation or warranty is made in that regard. Apartment designs and layouts are indicative only and may change. The specification of the apartments is the anticipated specification as at the date this brochure was prepared, but may be subject to change in accordance with permitted variances under the apartment sale contracts. Dimensions shown in any text or plan are approximate sizes only and actual sizes may be different once constructed (although it is not anticipated that any apartments will be reduced by more than 5% in size). Computer generated images and photos are indicative only. All sales remain subject to contract. All information regarding prospective commercial or retail tenants represents current intention only, and the final identity of the tenants may change. Furniture shown in Computer Generated Images and photos is not included in sales. Royal Wharf is a marketing name only and will not necessarily form part of the approved postal address. Neither the agents nor any person in their employ has any authority to make or give any representation warranty or guarantee (whether written or oral) in respect of or in relation to the development (or any parts thereof). © 2014 Royal Wharf

www.royalwharf.com



15B
07.09

2 BEDROOM
Internal Area:
 77.9 SqM / 839 SqFt
Living Area:
 5995 mm x 7715 mm
Bedroom 1:
 3015 mm x 5495 mm
Bedroom 2:
 2915 mm x 4300 mm
Balcony:
 7.7 SqM / 83 SqFt

15B
07.10

1 BEDROOM
Internal Area:
 52 SqM / 560 SqM
Living Area:
 4795 mm x 6970 mm
Bedroom 1:
 3405 mm x 3730 mm
Balcony:
 7.7 SqM / 83 SqFt

15B
07.11

SUITE
Internal Area:
 41.3 SqM / 445 SqFt
Living Area:
 2950 mm x 6800 mm
Bedroom 1:
 2780 mm x 5750 mm
Balcony:
 4.4 SqM / 47 SqFt

15B
07.12

3 BEDROOM
Internal Area:
 107 SqM / 1152 SqFt
Living Area:
 8495 mm x 8555 mm
Bedroom 1:
 3040 mm x 5505 mm
Bedroom 2:
 2850 mm x 4400 mm
Bedroom 3:
 2850 mm x 4400 mm
Balcony:
 21.6 SqM / 233 SqFt

15B
07.08

2 BEDROOM
Internal Area:
 77.4 SqM / 833 SqFt
Living Area:
 4075 mm x 7715 mm
Bedroom 1:
 3000 mm x 5565 mm
Bedroom 2:
 2850 mm x 4280 mm
Balcony:
 7.7 SqM / 83 SqFt

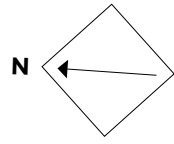
15B
07.07

1 BEDROOM
Internal Area:
 52.8 SqM / 568 SqFt
Living Area:
 4080 mm x 6980 mm
Bedroom 1:
 3995 mm x 3350 mm
Balcony:
 7.7 SqM / 83 SqFt

15B
07.13

3 BEDROOM
Internal Area:
 106.4 SqM / 1145 SqFt
Living Area:
 8525 mm x 8555 mm
Bedroom 1:
 2900 mm x 5500 mm
Bedroom 2:
 2995 mm x 4400 mm
Bedroom 3:
 2965 mm x 4400 mm
Balcony:
 21.7 SqM / 233 SqFt

	11
	10
	09
	08
	07
	06
	05
	04
	03
	02
	01
	GF



ROYAL WHARF
LONDON

Sienna House

FLOOR CORE

08 B

LEGEND

- C: Cupboard
- W: Wardrobe
- FF: Fridge Freezer
- WM: Washer / Dryer
- B: Balcony
- T: Terrace

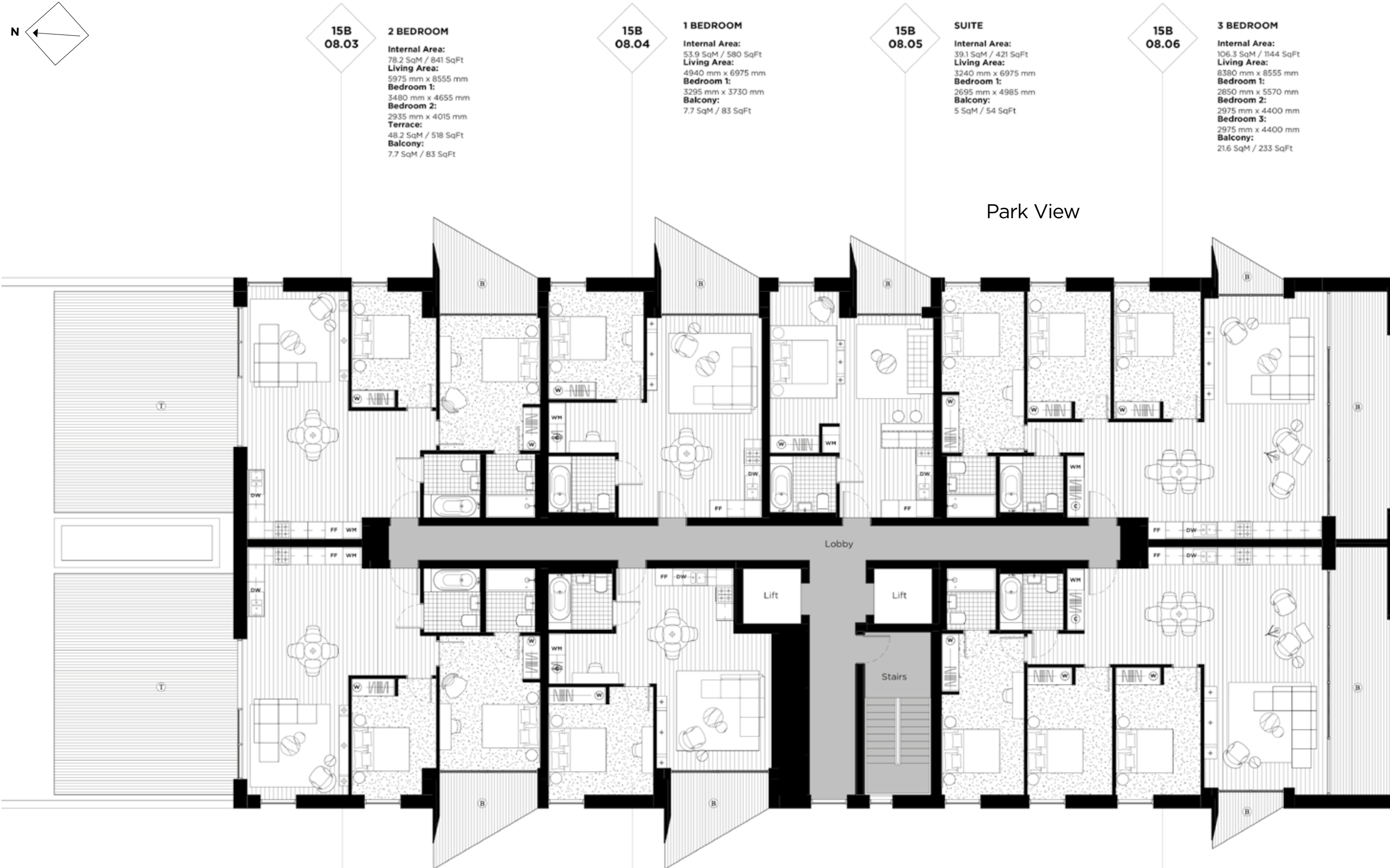
NOTES



Disclaimer

This brochure and the information contained in it does not form part of any contract, and while reasonable effort has been made to ensure accuracy, this cannot be guaranteed and no representation or warranty is made in that regard. Apartment designs and layouts are indicative only and may change. The specification of the apartments is the anticipated specification as at the date this brochure was prepared, but may be subject to change in accordance with permitted variances under the apartment sale contracts. Dimensions shown in any text or plan are approximate sizes only and actual sizes may be different once constructed (although it is not anticipated that any apartments will be reduced by more than 5% in size). Computer generated images and photo's are indicative only. All sales remain subject to contract. All information regarding prospective commercial or retail tenants represents current intention only, and the final identity of the tenants may change. Furniture shown in Computer Generated images and photo's is not included in sales. Royal Wharf is a marketing name only and will not necessarily form part of the approved postal address. Neither the agents nor any person in their employ has any authority to make or give any representation warranty or guarantee (whether written or oral) in respect of or in relation to the development (or any parts thereof). © 2014 Royal Wharf

www.royalwharf.com



11
10
09
08
07
06
05
04
03
02
01
GF

15B
08.03

2 BEDROOM

Internal Area:
78.2 SqM / 841 SqFt
Living Area:
5975 mm x 8555 mm
Bedroom 1:
3480 mm x 4655 mm
Bedroom 2:
2935 mm x 4015 mm
Terrace:
48.2 SqM / 518 SqFt
Balcony:
7.7 SqM / 83 SqFt

15B
08.04

1 BEDROOM

Internal Area:
53.9 SqM / 580 SqFt
Living Area:
4940 mm x 6975 mm
Bedroom 1:
3295 mm x 3730 mm
Balcony:
7.7 SqM / 83 SqFt

15B
08.05

SUITE

Internal Area:
39.1 SqM / 421 SqFt
Living Area:
3240 mm x 6975 mm
Bedroom 1:
2695 mm x 4985 mm
Balcony:
5 SqM / 54 SqFt

15B
08.06

3 BEDROOM

Internal Area:
106.3 SqM / 1144 SqFt
Living Area:
8380 mm x 8555 mm
Bedroom 1:
2850 mm x 5570 mm
Bedroom 2:
2975 mm x 4400 mm
Bedroom 3:
2975 mm x 4400 mm
Balcony:
21.6 SqM / 233 SqFt

15B
08.02

2 BEDROOM

Internal Area:
78.2 SqM / 842 SqFt
Living Area:
5975 mm x 8555 mm
Bedroom 1:
3480 mm x 4655 mm
Bedroom 2:
2935 mm x 4015 mm
Terrace:
48.2 SqM / 518 SqFt
Balcony:
7.7 SqM / 83 SqFt

15B
08.01

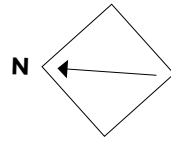
1 BEDROOM

Internal Area:
53.6 SqM / 577 SqFt
Living Area:
5375 mm x 6980 mm
Bedroom 1:
3630 mm x 3735 mm
Balcony:
7.7 SqM / 83 SqFt

15B
08.07

3 BEDROOM

Internal Area:
106.3 SqM / 1144 SqFt
Living Area:
8380 mm x 8555 mm
Bedroom 1:
2850 mm x 5570 mm
Bedroom 2:
2995 mm x 4400 mm
Bedroom 3:
2975 mm x 4400 mm
Balcony:
21.6 SqM / 233 SqFt



ROYAL WHARF
LONDON

Sienna House

FLOOR CORE

09 B

LEGEND

- C: Cupboard
- W: Wardrobe
- FF: Fridge Freezer
- WM: Washer / Dryer
- B: Balcony
- T: Terrace

NOTES

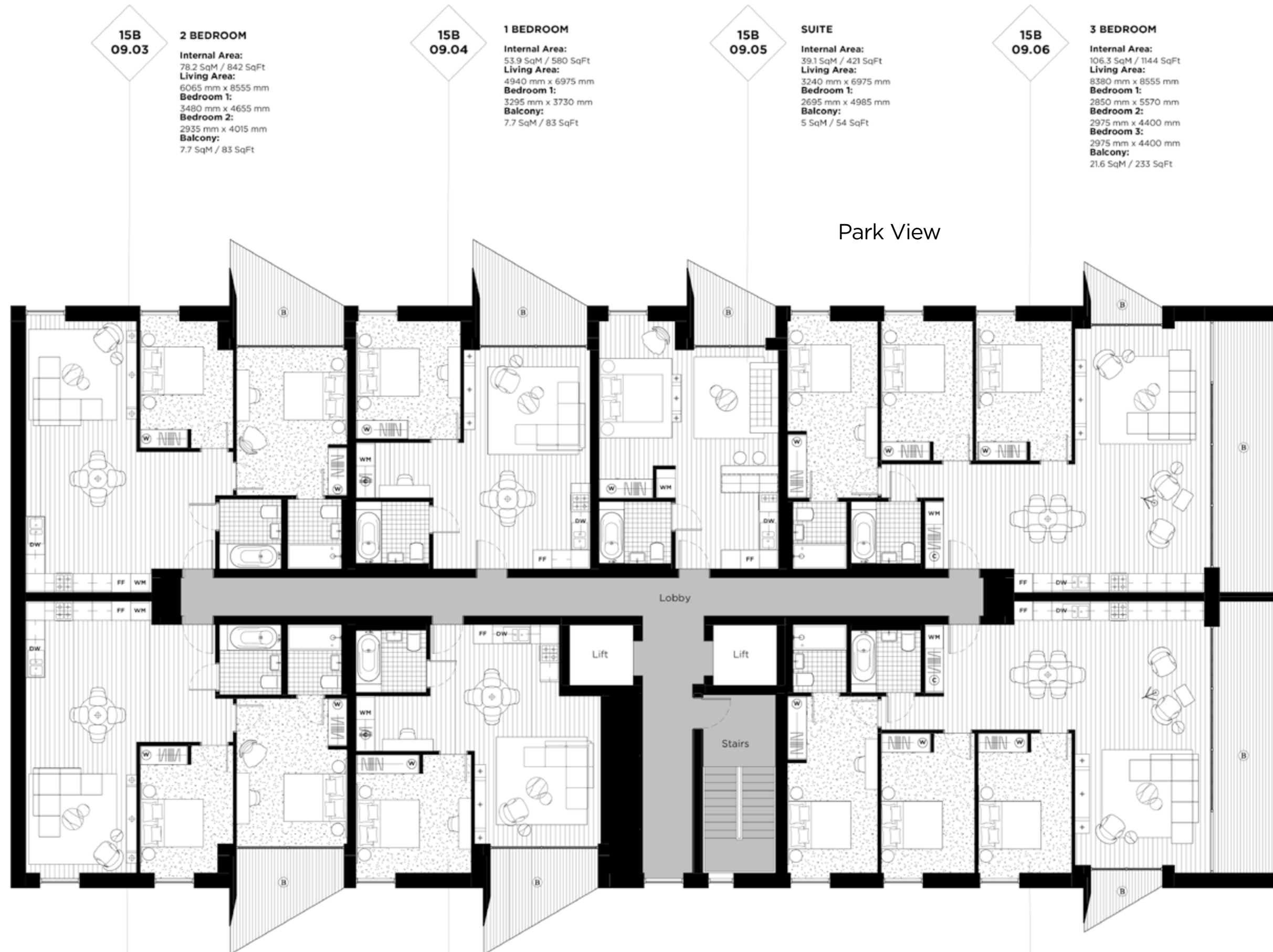
River View



Disclaimer

This brochure and the information contained in it does not form part of any contract, and while reasonable effort has been made to ensure accuracy, this cannot be guaranteed and no representation or warranty is made in that regard. Apartment designs and layouts are indicative only and may change. The specification of the apartments is the anticipated specification as at the date this brochure was prepared, but may be subject to change in accordance with permitted variances under the apartment sale contracts. Dimensions shown in any text or plan are approximate sizes only and actual sizes may be different once constructed (although it is not anticipated that any apartments will be reduced by more than 5% in size). Computer generated images and photos are indicative only. All sales remain subject to contract. All information regarding prospective commercial or retail tenants represents current intention only, and the final identity of the tenants may change. Furniture shown in Computer Generated Images and photos is not included in sales. Royal Wharf is a marketing name only and will not necessarily form part of the approved postal address. Neither the agents nor any person in their employ has any authority to make or give any representation warranty or guarantee (whether written or oral) in respect of or in relation to the development (or any parts thereof). © 2014 Royal Wharf

www.royalwharf.com



15B
09.03

2 BEDROOM
Internal Area:
78.2 SqM / 842 SqFt
Living Area:
6065 mm x 8555 mm
Bedroom 1:
3480 mm x 4655 mm
Bedroom 2:
2935 mm x 4015 mm
Balcony:
7.7 SqM / 83 SqFt

15B
09.04

1 BEDROOM
Internal Area:
53.9 SqM / 580 SqFt
Living Area:
4940 mm x 6975 mm
Bedroom 1:
3295 mm x 3730 mm
Balcony:
7.7 SqM / 83 SqFt

15B
09.05

SUITE
Internal Area:
39.1 SqM / 421 SqFt
Living Area:
3240 mm x 6975 mm
Bedroom 1:
2695 mm x 4985 mm
Balcony:
5 SqM / 54 SqFt

15B
09.06

3 BEDROOM
Internal Area:
106.3 SqM / 1144 SqFt
Living Area:
8380 mm x 8555 mm
Bedroom 1:
2850 mm x 5570 mm
Bedroom 2:
2975 mm x 4400 mm
Bedroom 3:
2975 mm x 4400 mm
Balcony:
21.6 SqM / 233 SqFt

15B
09.02

2 BEDROOM
Internal Area:
78.2 SqM / 842 SqFt
Living Area:
6065 mm x 8555 mm
Bedroom 1:
3480 mm x 4655 mm
Bedroom 2:
2935 mm x 4015 mm
Balcony:
7.7 SqM / 83 SqFt

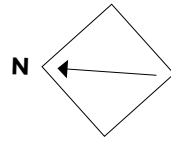
15B
09.01

1 BEDROOM
Internal Area:
53.6 SqM / 577 SqFt
Living Area:
5375 mm x 6980 mm
Bedroom 1:
3630 mm x 3735 mm
Balcony:
7.7 SqM / 83 SqFt

15B
09.07

3 BEDROOM
Internal Area:
106.3 SqM / 1144 SqFt
Living Area:
8380 mm x 8555 mm
Bedroom 1:
2850 mm x 5570 mm
Bedroom 2:
2995 mm x 4400 mm
Bedroom 3:
2975 mm x 4400 mm
Balcony:
21.6 SqM / 233 SqFt

11
10
09
08
07
06
05
04
03
02
01
GF



ROYAL WHARF
LONDON

Sienna House

FLOOR CORE

10 B

LEGEND

- C: Cupboard
- W: Wardrobe
- FF: Fridge Freezer
- WM: Washer / Dryer
- B: Balcony
- T: Terrace

NOTES

River View

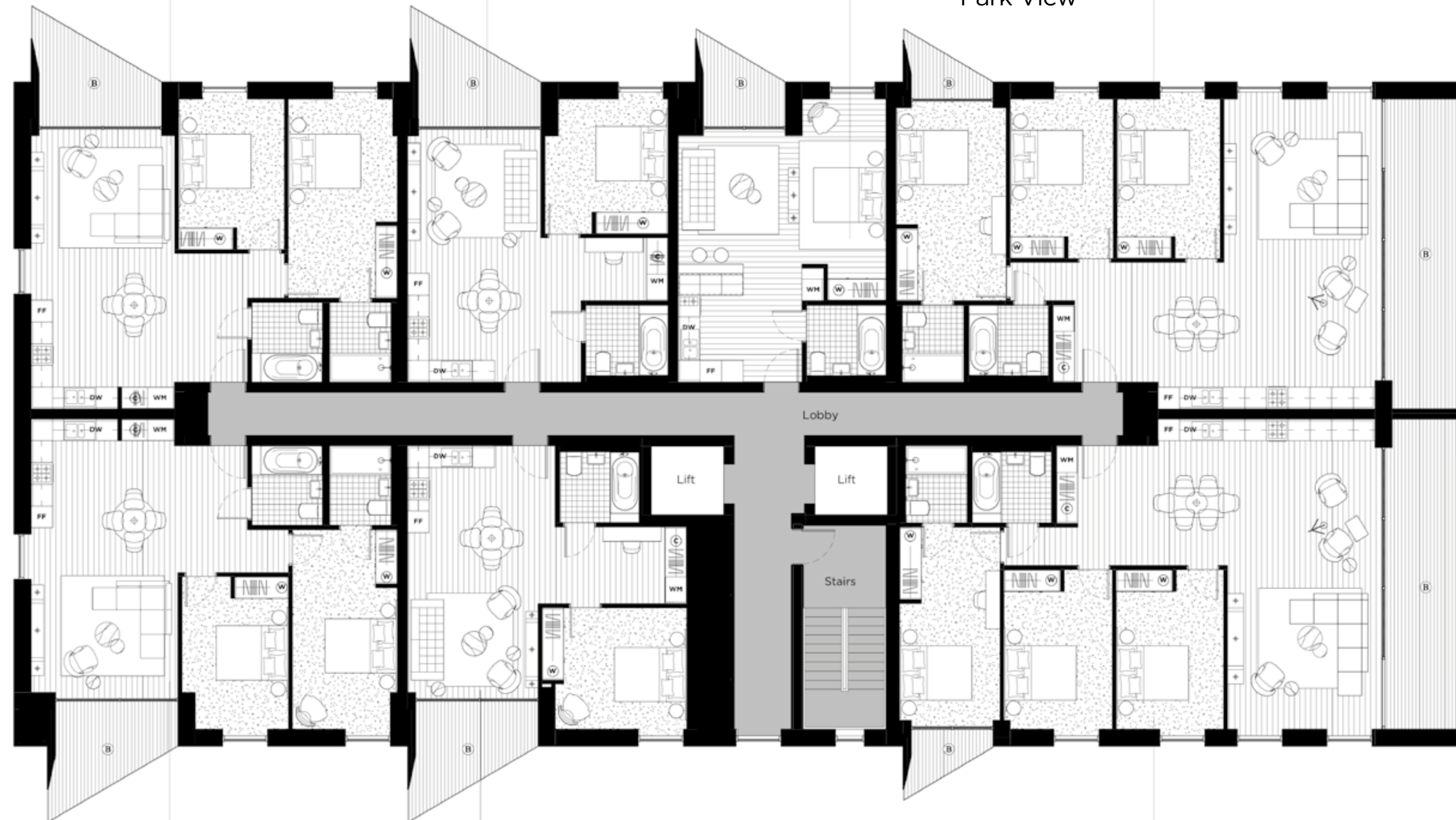


Disclaimer

This brochure and the information contained in it does not form part of any contract, and while reasonable effort has been made to ensure accuracy, this cannot be guaranteed and no representation or warranty is made in that regard. Apartment designs and layouts are indicative only and may change. The specification of the apartments is the anticipated specification as at the date this brochure was prepared, but may be subject to change in accordance with permitted variances under the apartment sale contracts. Dimensions shown in any text or plan are approximate sizes only and actual sizes may be different once constructed (although it is not anticipated that any apartments will be reduced by more than 5% in size). Computer generated images and photos are indicative only. All sales remain subject to contract. All information regarding prospective commercial or retail tenants represents current intention only, and the final identity of the tenants may change. Furniture shown in Computer Generated Images and photos is not included in sales. Royal Wharf is a marketing name only and will not necessarily form part of the approved postal address. Neither the agents nor any person in their employ has any authority to make or give any representation warranty or guarantee (whether written or oral) in respect of or in relation to the development (or any parts thereof). © 2014 Royal Wharf

www.royalwharf.com

- 15B 10.03 2 BEDROOM**
Internal Area: 77.7 SqM / 836 SqFt
Living Area: 5975 mm x 7715 mm
Bedroom 1: 3015 mm x 5495 mm
Bedroom 2: 2915 mm x 4160 mm
Balcony: 7.7 SqM / 83SqFt
- 15B 10.04 1 BEDROOM**
Internal Area: 52 SqM / 560 SqM
Living Area: 4795 mm x 6970 mm
Bedroom 1: 3405 mm x 3730 mm
Balcony: 7.7 SqM / 83 SqFt
- 15B 10.05 SUITE**
Internal Area: 41.3 SqM / 445 SqFt
Living Area: 2950 mm x 6800 mm
Bedroom 1: 2780 mm x 5750 mm
Balcony: 4.4 SqM / 47 SqFt
- 15B 10.06 3 BEDROOM**
Internal Area: 106.3 SqM / 1144 SqFt
Living Area: 8495 mm x 8555 mm
Bedroom 1: 3040 mm x 5505 mm
Bedroom 2: 2850 mm x 4400 mm
Bedroom 3: 2850 mm x 4400 mm
Balcony: 21.6 SqM / 233 SqFt



Park View

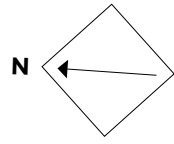
Lobby

Lift

Stairs

- 15B 10.02 2 BEDROOM**
Internal Area: 77.3 SqM / 832 SqFt
Living Area: 6065 mm x 7540 mm
Bedroom 1: 2895 mm x 5565 mm
Bedroom 2: 2955 mm x 4210 mm
Balcony: 7.7 SqM / 83 SqFt
- 15B 10.01 1 BEDROOM**
Internal Area: 52.8 SqM / 568 SqFt
Living Area: 4080 mm x 6980 mm
Bedroom 1: 3995 mm x 3350 mm
Balcony: 7.7 SqM / 83 SqFt
- 15B 10.07 3 BEDROOM**
Internal Area: 106.3 SqM / 1144 SqFt
Living Area: 8525 mm x 8555 mm
Bedroom 1: 2900 mm x 5500 mm
Bedroom 2: 2995 mm x 4400 mm
Bedroom 3: 2965 mm x 4400 mm
Balcony: 21.7 SqM / 233 SqFt

	11
	10
	09
	08
	07
	06
	05
	04
	03
	02
	01
	GF



ROYAL WHARF
LONDON

Sienna House

FLOOR CORE

11 B

LEGEND

- C: Cupboard
- W: Wardrobe
- FF: Fridge Freezer
- WM: Washer / Dryer
- B: Balcony
- T: Terrace

NOTES

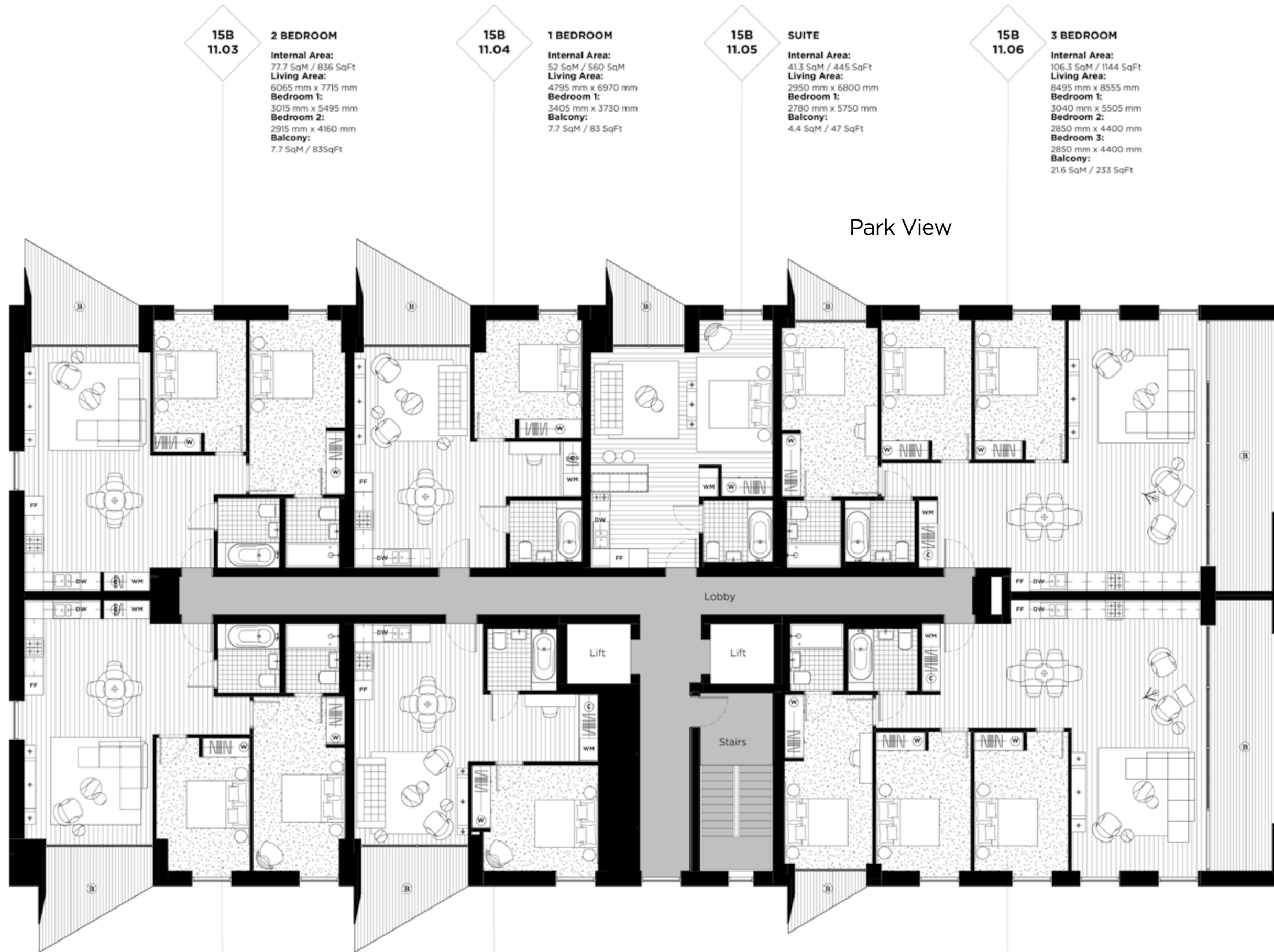


Disclaimer

This brochure and the information contained in it does not form part of any contract, and while reasonable effort has been made to ensure accuracy, this cannot be guaranteed and no representation or warranty is made in that regard. Apartment designs and layouts are indicative only and may change. The specification of the apartments is the anticipated specification as at the date this brochure was prepared, but may be subject to change in accordance with permitted variances under the apartment sale contracts. Dimensions shown in any text or plan are approximate sizes only and actual sizes may be different once constructed (although it is not anticipated that any apartments will be reduced by more than 5% in size). Computer generated images and photos are indicative only. All sales remain subject to contract. All information regarding prospective commercial or retail tenants represents current intention only, and the final identity of the tenants may change. Furniture shown in Computer Generated Images and photos is not included in sales. Royal Wharf is a marketing name only and will not necessarily form part of the approved postal address. Neither the agents nor any person in their employ has any authority to make or give any representation warranty or guarantee (whether written or oral) in respect of or in relation to the development (or any parts thereof). © 2014 Royal Wharf

www.royalwharf.com

	11
	10
	09
	08
	07
	06
	05
	04
	03
	02
	01
	GF



15B 11.03 2 BEDROOM
Internal Area: 77.7 SqM / 836 SqFt
Living Area: 6065 mm x 7715 mm
Bedroom 1: 3015 mm x 5495 mm
Bedroom 2: 2915 mm x 4160 mm
Balcony: 7.7 SqM / 83SqFt

15B 11.04 1 BEDROOM
Internal Area: 52 SqM / 560 SqM
Living Area: 4795 mm x 6970 mm
Bedroom 1: 3405 mm x 3730 mm
Balcony: 7.7 SqM / 83 SqFt

15B 11.05 SUITE
Internal Area: 41.3 SqM / 445 SqFt
Living Area: 2950 mm x 6800 mm
Bedroom 1: 2780 mm x 5750 mm
Balcony: 4.4 SqM / 47 SqFt

15B 11.06 3 BEDROOM
Internal Area: 106.3 SqM / 1144 SqFt
Living Area: 8495 mm x 8555 mm
Bedroom 1: 3040 mm x 5505 mm
Bedroom 2: 2850 mm x 4400 mm
Bedroom 3: 2850 mm x 4400 mm
Balcony: 21.6 SqM / 233 SqFt

15B 11.02 2 BEDROOM
Internal Area: 77.3 SqM / 832 SqFt
Living Area: 6065 mm x 7540 mm
Bedroom 1: 2895 mm x 5565 mm
Bedroom 2: 2955 mm x 4210 mm
Balcony: 7.7 SqM / 83 SqFt

15B 11.01 1 BEDROOM
Internal Area: 52.8 SqM / 568 SqFt
Living Area: 4080 mm x 6980 mm
Bedroom 1: 3995 mm x 3350 mm
Balcony: 7.7 SqM / 83 SqFt

15B 11.07 3 BEDROOM
Internal Area: 106.3 SqM / 1144 SqFt
Living Area: 8525 mm x 8555 mm
Bedroom 1: 2900 mm x 5500 mm
Bedroom 2: 2995 mm x 4400 mm
Bedroom 3: 2965 mm x 4400 mm
Balcony: 21.7 SqM / 233 SqFt

Specification



Main structure

Reinforced concrete frame on reinforced concrete piled foundations.

Building envelope

External wall with quality brick finish and pre-cast cladding.

Floors

Reinforced concrete slab with appropriate floor finishes (see flooring).

Roof

High performance membrane with bio roofs (subject to plot).

Windows

Double glazed windows and doors including opening lights (subject to plot and apartment) with a durable finish.

Stairs

In-situ or pre-cast concrete stairs with steel balustrades in common areas.

Walls

Party walls constructed from metal studwork finished on both sides with sound resistant plasterboard and acoustic insulation between, or structural concrete faced with plasterboard on both sides. Internal walls constructed from metal studwork or modern timber panels with plasterboard on each side and acoustic insulation where detailed.

Balconies

Where applicable painted steel projecting balconies with painted steel vertical rails and handrails or Glass protection panels (subject to plot). Juliette balconies will be formed from either painted vertical steel bars or glass (subject to apartment). All projecting balconies have deck finish.

Ceilings

Suspended flat plasterboard ceilings throughout.

Flooring

Engineered oak floor boarding to hall, living area and kitchen. Matt grey ceramic floor tiles to bathrooms, ensuites and shower rooms. Fitted carpets to bedrooms.

Decoration

All internal walls painted with warm white washable emulsion, skirting and door frames painted with warm white eggshell paint finishes.

Kitchens:

Composite stone worktops fitted with under-mounted stainless steel sink with contemporary deck mounted stainless steel taps. Feature tiled splash-backs. Integrated appliances, comprising combination stainless steel multifunction electric oven, touch control ceramic hob and integrated extractor hood, fridge freezer and dishwasher. Combined washing machine/ tumble dryer located in separate utility cupboard where appropriate. Fitted modular design kitchen units in high gloss finish.

Wardrobes

Integrated wardrobes fitted in all bedrooms (where shown on plans) with custom designed painted feature doors.


Bathrooms

Fitted with white enamel bath with chrome finish mixer. Contemporary wall mounted shower and glass bath screen. White ceramic close coupled floor mounted WC. White ceramic wash basin, with chrome lever mixer tap. Bespoke wall mounted mirror finished cabinet in all bathrooms. Chrome finish heated towel rail. Ceramic tiles to bathroom with feature tiles to shower / bath area. Matt finish floor tiles.

Shower Rooms

Specification as bathroom but fitted with white shower tray, thermostatic wall mounted shower with glass shower screen.

Fixtures And Fittings



Kitchen

Oven

Product: Single electric fan-forced oven.
Location: All apartment kitchens.

Hob

Product: Electric hob with stainless steel and black finish.
Location: All apartment kitchens.

Integrated Dishwasher

Product: Fully integrated dishwasher.
Location: All apartment kitchens.

Integrated Fridge Freezer

Product: Fully integrated fridge freezer.
Location: All apartment kitchens.

Deck Mounted Kitchen Sink Mixer

Product: Contemporary style deck mounted sink mixer tap.
Finish: Chrome finish.
Location: Deck mounted to all apartment kitchen work tops.

Kitchen Extractor

Product: Concealed extractor fan.
Finish: Stainless steel.
Location: All apartment kitchens.

Kitchen Sink

Product: Stainless steel undermounted sink.
Finish: Stainless steel.
Location: All apartment kitchens.

Washing Machine

Product: Washer Dryer.
Location: All apartment utility cupboards.

Bathroom

Deck Mounted Basin Mixer

Product: Contemporary style deck mounted taps.
Finish: Polished chrome.
Location: All apartment bathrooms.

Bath Mixer

Product: Contemporary style bath mixes.
Finish: Polished chrome.
Location: 1, 2 and 3 bedroom apartment bathrooms.

Wall Mounted Shower Set

Product: Contemporary style shower set.
Finish: Polished chrome.
Location: All apartment bathrooms.

Heated Towel Rail

Product: Contemporary style heated ladder towel rail.
Finish: Polished chrome.
Location: All apartment bathrooms.

WC

Product: Close coupled floor mounted WC.
Finish: Glazed sanitary glaze porcelain.
Location: All apartment bathrooms.

Washbasin

Product: Wall hung white ceramic washbasin.
Finish: Glazed white.
Location: All apartment bathrooms.

Integrated Bath

Product name: Built in bath.
Finish: White.
Location: 1, 2 and 3 bedroom bathroom apartments.

Shower Tray

Product name: High Quality solid cast or acrylic shower tray.
Location: All ensuite and suite shower rooms.

Wall Mounted Cabinet

Product: Bespoke mirrored wall mounted cabinet. Finish: Mirrored.
Location: All apartment bathrooms.

Heating and Hot Water Apartments

Metered system provides heating and hot water from the development's central plant. Centralised wet heating system throughout.

Electrics

Energy efficient lighting in kitchen, hall, bathroom, shower room and ensuite, where appropriate. Switch plates and sockets in accordance with IEE regulations. TV / FM and telephone points for broadband internet access in living room and master bedroom; communal satellite dish with connection points in living room and master bedroom. (Purchasers are responsible for their own connections and related charges for cost of services). Smoke / heat detectors fitted as standard.

Management and Security

Management and security services located in the central estate management office. Video entry phone system connected to main entrance door. External CCTV system provided.

Parking

Limited car parking at extra cost and subject to availability.

Elevators

Elevators serve all floors.

External

Ground-level areas laid out and finished with a combination of architect-designed hard and soft landscaping with feature lighting.

