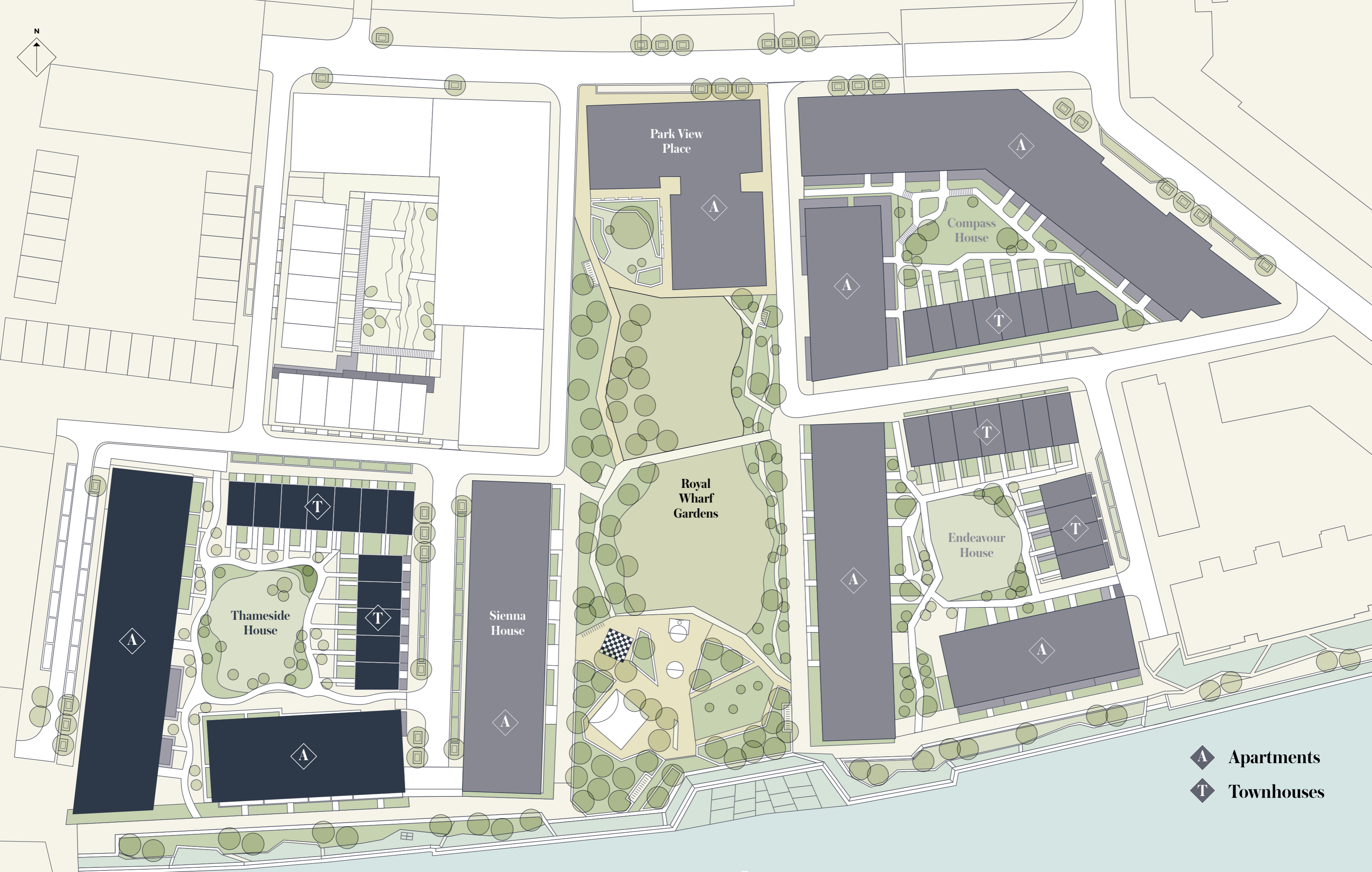
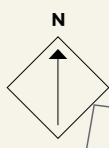


Thameside House



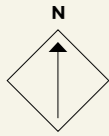
ROYAL WHARF

LONDON



River Thames

-  Apartments
-  Townhouses



ROYAL WHARF
LONDON

Thameside House



Disclaimer

This brochure and the information contained in it does not form part of any contract, and while reasonable effort has been made to ensure accuracy, this cannot be guaranteed and no representation or warranty is made in that regard. Apartment designs and layouts are indicative only and may change. The specification of the apartments is the anticipated specification as at the date this brochure was prepared, but may be subject to change in accordance with permitted variances under the apartment sale contracts. Dimensions shown in any text or plan are approximate sizes only and actual sizes may be different once constructed (although it is not anticipated that any apartments will be reduced by more than 5% in size). Computer generated images and photo's are indicative only. All sales remain subject to contract. All information regarding prospective commercial or retail tenants represents current intention only, and the final identity of the tenants may change. Furniture shown in Computer Generated Images and photo's is not included in sales. Royal Wharf is a marketing name only and will not necessarily form part of the approved postal address. Neither the agents nor any person in their employ has any authority to make or give any representation warranty or guarantee (whether written or oral) in respect of or in relation to the development (or any parts thereof). © 2014 Royal Wharf

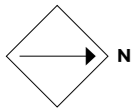


ROYAL WHARF

LONDON

Thameside House

CORE A



ROYAL WHARF
LONDON

Thameside House

FLOOR CORE

GF A

LEGEND

- C: Cupboard
- W: Wardrobe
- FF: Fridge Freezer
- WM: Washer / Dryer
- B: Balcony
- T: Terrace

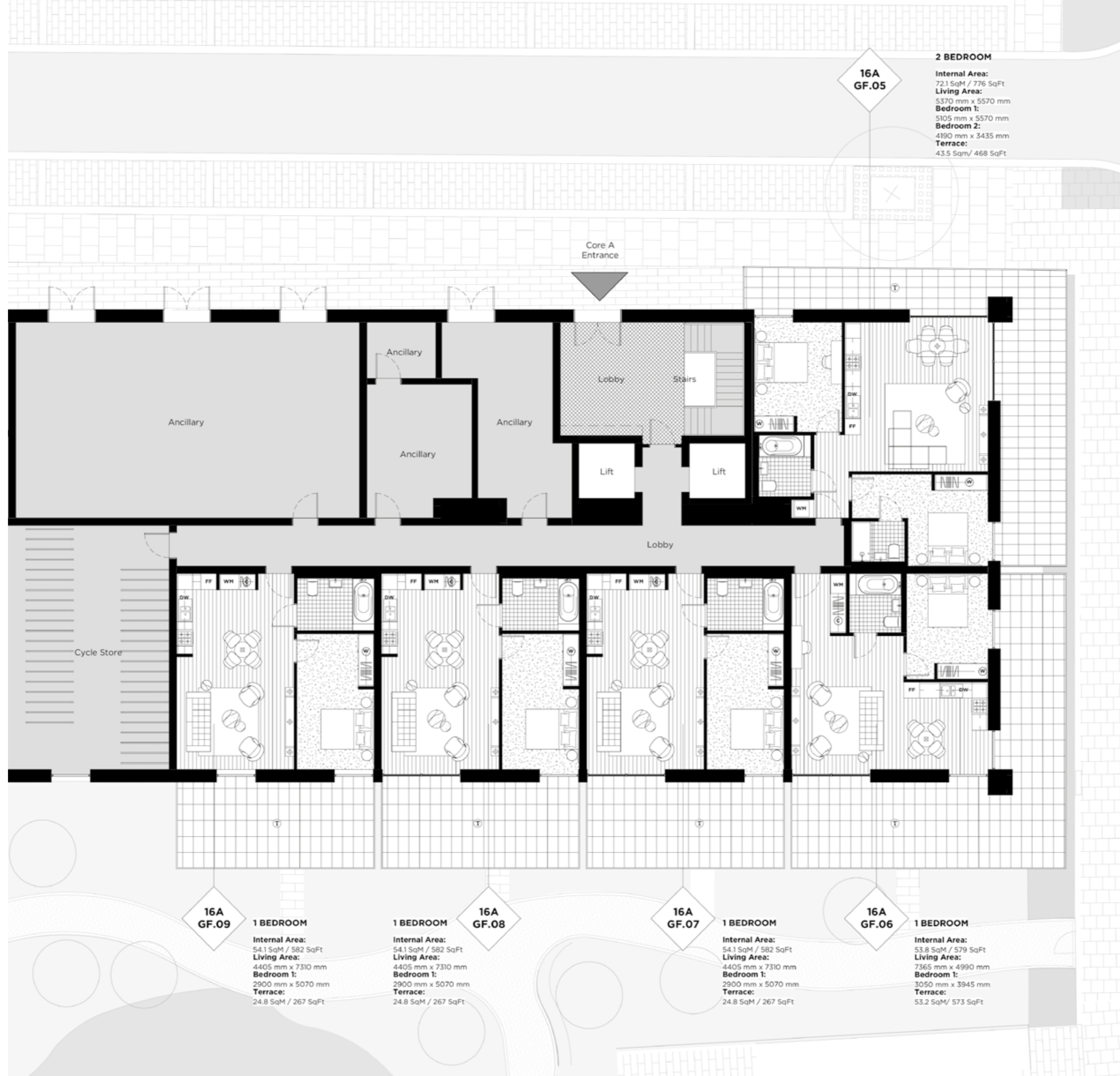
NOTES



Disclaimer

This brochure and the information contained in it does not form part of any contract, and while reasonable effort has been made to ensure accuracy, this cannot be guaranteed and no representation or warranty is made in that regard. Apartment designs and layouts are indicative only and may change. The specification of the apartments is the anticipated specification as at the date this brochure was prepared, but may be subject to change in accordance with permitted variances under the apartment sale contracts. Dimensions shown in any text or plan are approximate sizes only and actual sizes may be different once constructed (although it is not anticipated that any apartments will be reduced by more than 5% in size). Computer generated images and photo's are indicative only. All sales remain subject to contract. All information regarding prospective commercial or retail tenants represents current intention only, and the final identity of the tenants may change. Furniture shown in Computer Generated Images and photo's is not included in sales. Royal Wharf is a marketing name only and will not necessarily form part of the approved postal address. Neither the agents nor any person in their employ has any authority to make or give any representation warranty or guarantee (whether written or oral) in respect of or in relation to the development (or any parts thereof). © 2014 Royal Wharf

www.royalwharf.com



**16A
GF.05**

2 BEDROOM

Internal Area:
721 SqM / 776 SqFt
Living Area:
5370 mm x 5570 mm
Bedroom 1:
5105 mm x 5570 mm
Bedroom 2:
4190 mm x 3435 mm
Terrace:
43.5 Sqm / 468 SqFt

**16A
GF.09**

1 BEDROOM

Internal Area:
54.1 SqM / 582 SqFt
Living Area:
4405 mm x 7310 mm
Bedroom 1:
2900 mm x 5070 mm
Terrace:
24.8 SqM / 267 SqFt

1 BEDROOM

Internal Area:
54.1 SqM / 582 SqFt
Living Area:
4405 mm x 7310 mm
Bedroom 1:
2900 mm x 5070 mm
Terrace:
24.8 SqM / 267 SqFt

**16A
GF.08**

**16A
GF.07**

1 BEDROOM

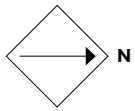
Internal Area:
54.1 SqM / 582 SqFt
Living Area:
4405 mm x 7310 mm
Bedroom 1:
2900 mm x 5070 mm
Terrace:
24.8 SqM / 267 SqFt

**16A
GF.06**

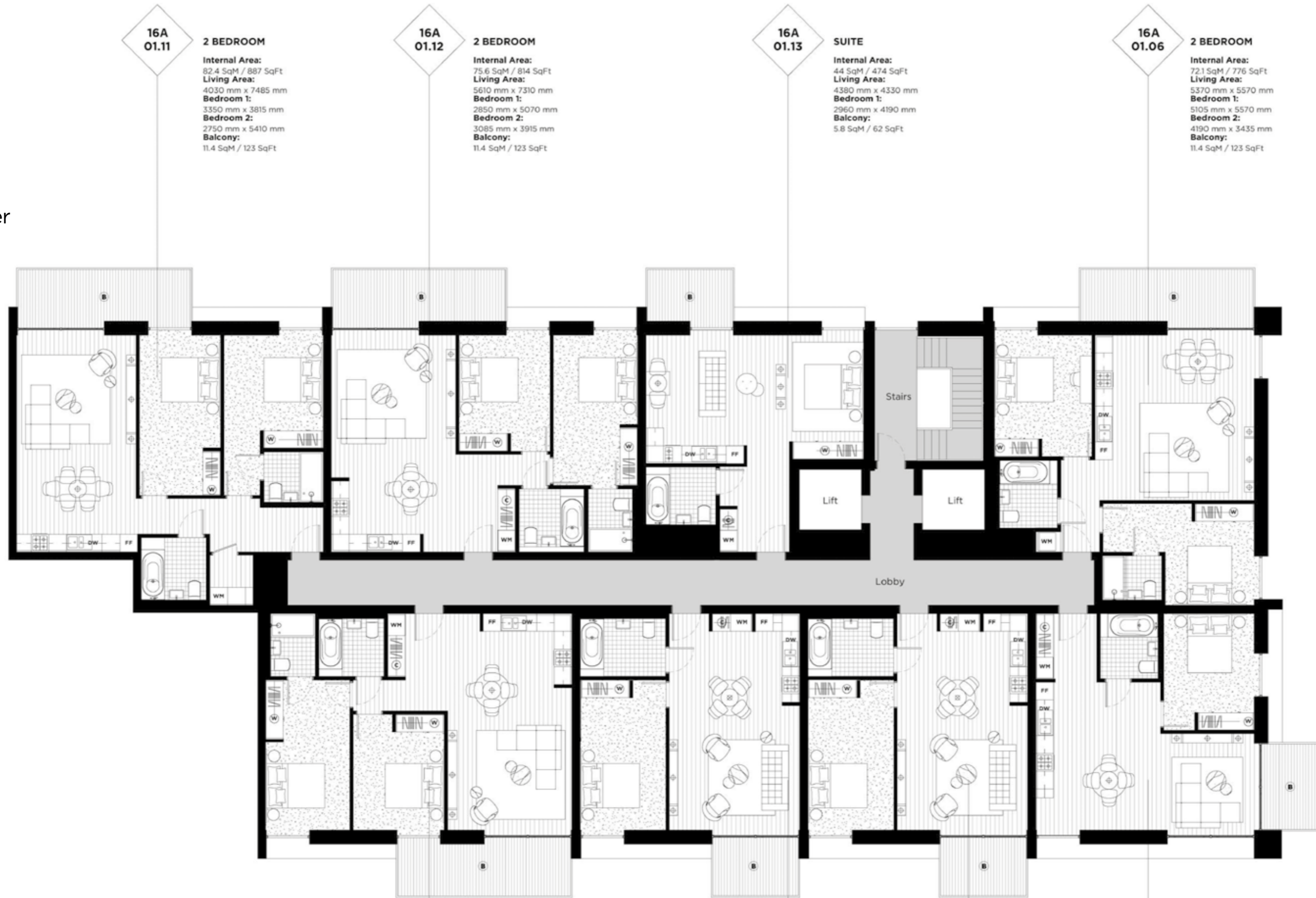
1 BEDROOM

Internal Area:
53.8 SqM / 579 SqFt
Living Area:
7365 mm x 4990 mm
Bedroom 1:
3050 mm x 3945 mm
Terrace:
53.2 SqM / 573 SqFt

08
07
06
05
04
03
02
01
GF



← River



16A 01.11

2 BEDROOM
Internal Area:
82.4 SqM / 887 SqFt
Living Area:
4030 mm x 7485 mm
Bedroom 1:
3350 mm x 3815 mm
Bedroom 2:
2750 mm x 5410 mm
Balcony:
11.4 SqM / 123 SqFt

16A 01.12

2 BEDROOM
Internal Area:
75.6 SqM / 814 SqFt
Living Area:
5610 mm x 7310 mm
Bedroom 1:
2850 mm x 5070 mm
Bedroom 2:
3085 mm x 3915 mm
Balcony:
11.4 SqM / 123 SqFt

16A 01.13

SUITE
Internal Area:
44 SqM / 474 SqFt
Living Area:
4380 mm x 4330 mm
Bedroom 1:
2960 mm x 4190 mm
Balcony:
5.8 SqM / 62 SqFt

16A 01.06

2 BEDROOM
Internal Area:
72.1 SqM / 776 SqFt
Living Area:
5370 mm x 5570 mm
Bedroom 1:
5105 mm x 5570 mm
Bedroom 2:
4190 mm x 3435 mm
Balcony:
11.4 SqM / 123 SqFt

Thameside House

FLOOR CORE
01 A

- LEGEND**
C: Cupboard
W: Wardrobe
FF: Fridge Freezer
WM: Washer / Dryer
B: Balcony
T: Terrace

NOTES



08
07
06
05
04
03
02
01
GF

16A 01.10

2 BEDROOM
Internal Area:
75.6 SqM / 814 SqFt
Living Area:
5625 mm x 7485 mm
Bedroom 1:
2850 mm x 5070 mm
Bedroom 2:
3085 mm x 3915 mm
Balcony:
11.4 SqM / 123 SqFt

16A 01.09

1 BEDROOM
Internal Area:
54.1 SqM / 582 SqFt
Living Area:
4405 mm x 7310 mm
Bedroom 1:
2900 mm x 5070 mm
Balcony:
5.8 SqM / 62 SqFt

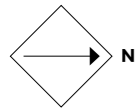
16A 01.08

1 BEDROOM
Internal Area:
54.1 SqM / 582 SqFt
Living Area:
4405 mm x 7310 mm
Bedroom 1:
2900 mm x 5070 mm
Balcony:
5.8 SqM / 62 SqFt

16A 01.07

1 BEDROOM
Internal Area:
53.8 SqM / 579 SqFt
Living Area:
7540 mm x 4990 mm
Bedroom 1:
3050 mm x 3945 mm
Balcony:
5.8 SqM / 62 SqFt

Disclaimer
This brochure and the information contained in it does not form part of any contract, and while reasonable effort has been made to ensure accuracy, this cannot be guaranteed and no representation or warranty is made in that regard. Apartment designs and layouts are indicative only and may change. The specification of the apartments is the anticipated specification as at the date this brochure was prepared, but may be subject to change in accordance with permitted variances under the apartment sale contracts. Dimensions shown in any text or plan are approximate sizes only and actual sizes may be different once constructed (although it is not anticipated that any apartments will be reduced by more than 5% in size). Computer generated images and photos are indicative only. All sales remain subject to contract. All information regarding prospective commercial or retail tenants represents current intention only, and the final identity of the tenants may change. Furniture shown in Computer Generated Images and photos is not included in sales. Royal Wharf is a marketing name only and will not necessarily form part of the approved postal address. Neither the agents nor any person in their employ has any authority to make or give any representation warranty or guarantee (whether written or oral) in respect of or in relation to the development (or any parts thereof). © 2014 Royal Wharf
www.royalwharf.com



ROYAL WHARF

LONDON

Thameside House

FLOOR CORE

02 A

LEGEND

- C: Cupboard
- W: Wardrobe
- FF: Fridge Freezer
- WM: Washer / Dryer
- B: Balcony
- T: Terrace

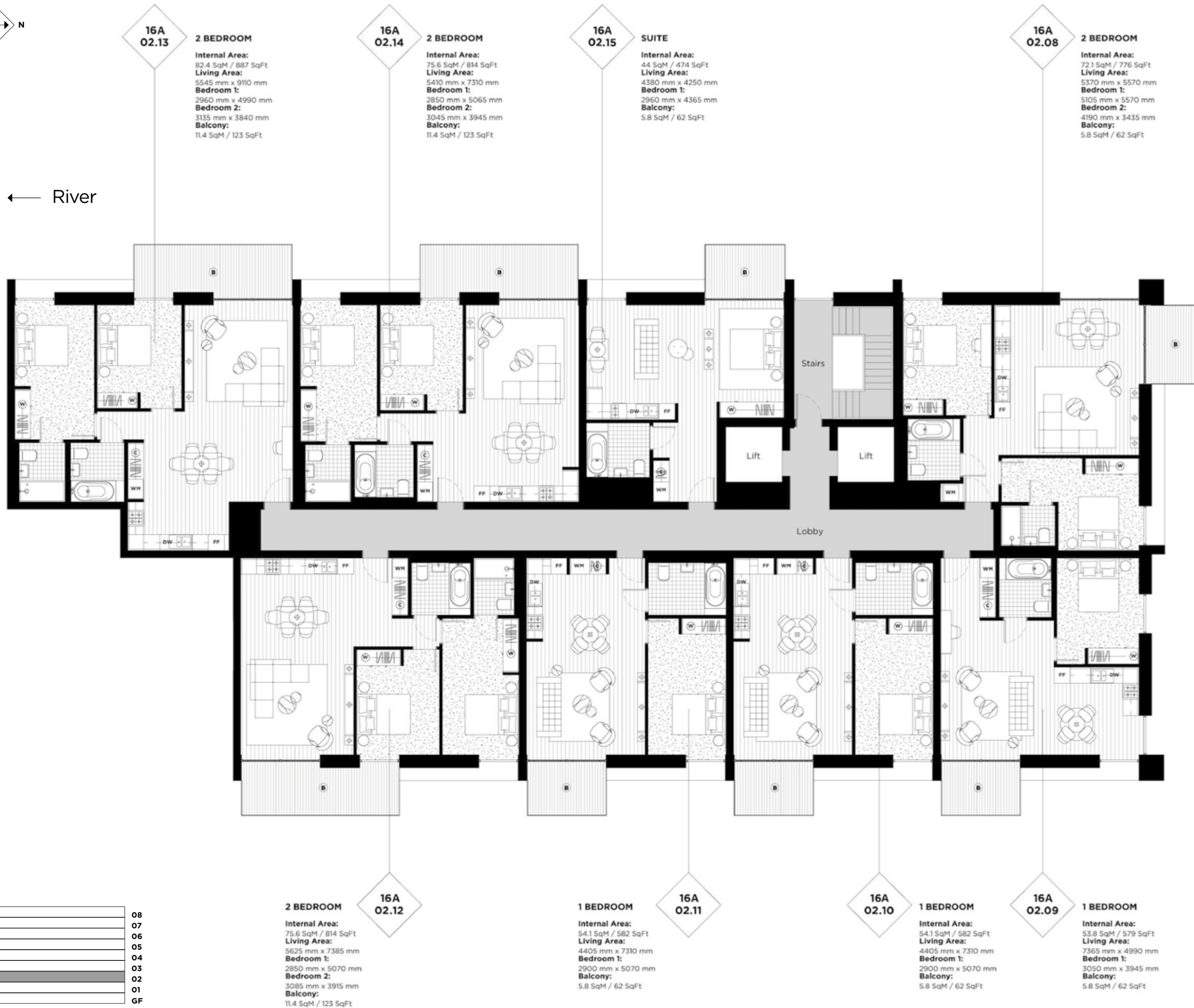
NOTES



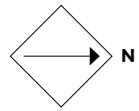
Disclaimer

This brochure and the information contained in it does not form part of any contract, and while reasonable effort has been made to ensure accuracy, this cannot be guaranteed and no representation or warranty is made in that regard. Apartment designs and layouts are indicative only and may change. The specification of the apartments is the anticipated specification as at the date this brochure was prepared, but may be subject to change in accordance with permitted variances under the apartment sale contracts. Dimensions shown in any text or plan are approximate sizes only and actual sizes may be different once constructed (although it is not anticipated that any apartments will be reduced by more than 5% in size). Computer generated images and photos are indicative only. All sales remain subject to contract. All information regarding prospective commercial or retail tenants represents current intention only, and the final identity of the tenants may change. Furniture shown in Computer Generated Images and photos is not included in sales. Royal Wharf is a marketing name only and will not necessarily form part of the approved postal address. Neither the agents nor any person in their employ has any authority to make or give any representation warranty or guarantee (whether written or oral) in respect of or in relation to the development (or any parts thereof). © 2014 Royal Wharf

www.royalwharf.com



08
07
06
05
04
03
02
01
GF



ROYAL WHARF

LONDON

Thameside House

FLOOR CORE

03 A

LEGEND

- C: Cupboard
- W: Wardrobe
- FF: Fridge Freezer
- WM: Washer / Dryer
- B: Balcony
- T: Terrace

NOTES

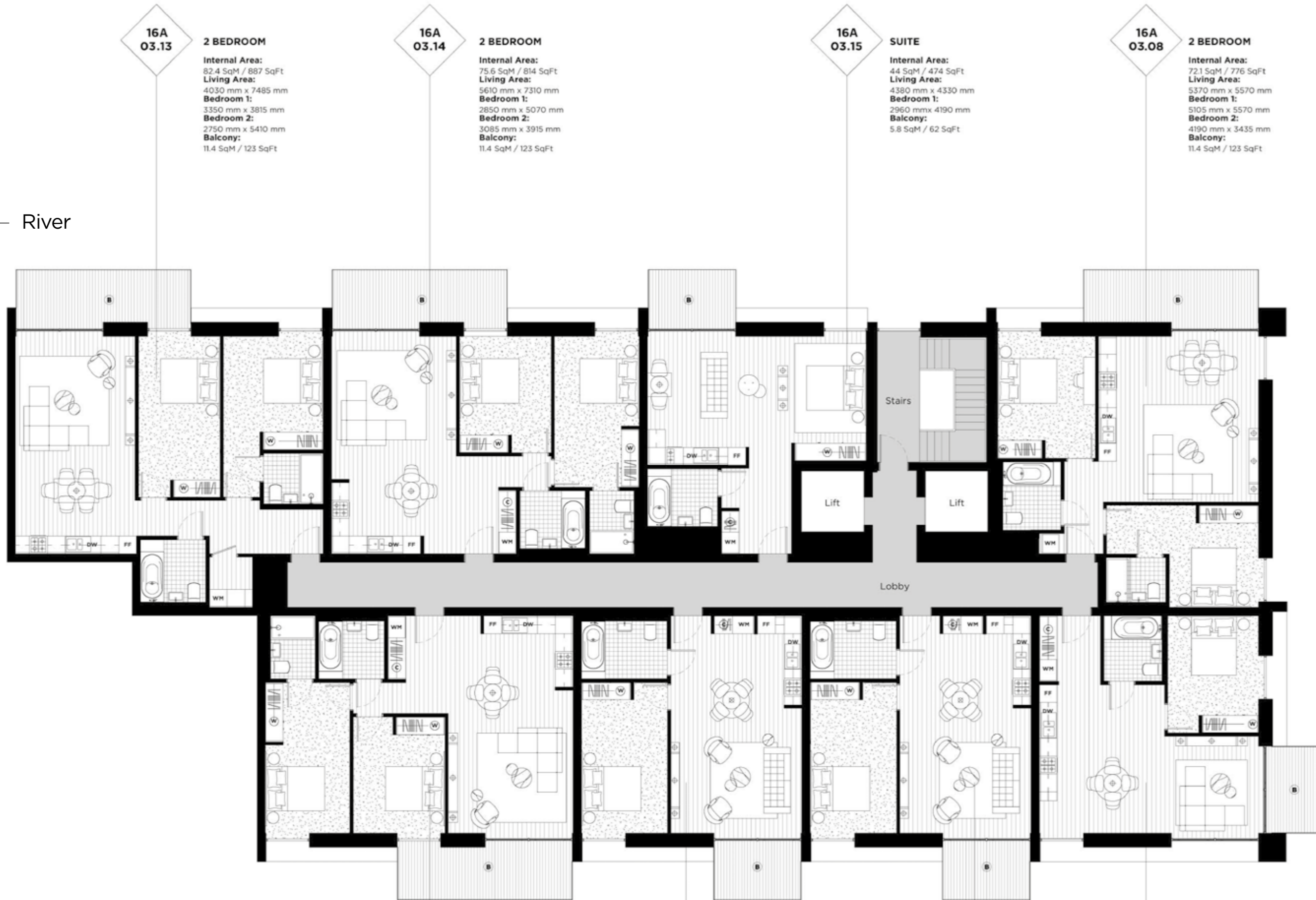


Disclaimer

This brochure and the information contained in it does not form part of any contract, and while reasonable effort has been made to ensure accuracy, this cannot be guaranteed and no representation or warranty is made in that regard. Apartment designs and layouts are indicative only and may change. The specification of the apartments is the anticipated specification as at the date this brochure was prepared, but may be subject to change in accordance with permitted variances under the apartment sale contracts. Dimensions shown in any text or plan are approximate sizes only and actual sizes may be different once constructed (although it is not anticipated that any apartments will be reduced by more than 5% in size). Computer generated images and photos are indicative only. All sales remain subject to contract. All information regarding prospective commercial or retail tenants represents current intention only, and the final identity of the tenants may change. Furniture shown in Computer Generated Images and photos is not included in sales. Royal Wharf is a marketing name only and will not necessarily form part of the approved postal address. Neither the agents nor any person in their employ has any authority to make or give any representation warranty or guarantee (whether written or oral) in respect of or in relation to the development (or any parts thereof). © 2014 Royal Wharf

www.royalwharf.com

← River



16A 03.13
2 BEDROOM
 Internal Area:
 82.4 SqM / 887 SqFt
 Living Area:
 4030 mm x 7485 mm
 Bedroom 1:
 3350 mm x 3815 mm
 Bedroom 2:
 2750 mm x 5410 mm
 Balcony:
 11.4 SqM / 123 SqFt

16A 03.14
2 BEDROOM
 Internal Area:
 75.6 SqM / 814 SqFt
 Living Area:
 5610 mm x 7310 mm
 Bedroom 1:
 2850 mm x 5070 mm
 Bedroom 2:
 3085 mm x 3915 mm
 Balcony:
 11.4 SqM / 123 SqFt

16A 03.15
SUITE
 Internal Area:
 44 SqM / 474 SqFt
 Living Area:
 4380 mm x 4330 mm
 Bedroom 1:
 2960 mm x 4190 mm
 Balcony:
 5.8 SqM / 62 SqFt

16A 03.08
2 BEDROOM
 Internal Area:
 72.1 SqM / 776 SqFt
 Living Area:
 5370 mm x 5570 mm
 Bedroom 1:
 5105 mm x 5570 mm
 Bedroom 2:
 4190 mm x 3435 mm
 Balcony:
 11.4 SqM / 123 SqFt

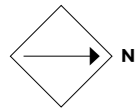
2 BEDROOM
 Internal Area:
 75.6 SqM / 814 SqFt
 Living Area:
 5625 mm x 7485 mm
 Bedroom 1:
 2850 mm x 5070 mm
 Bedroom 2:
 3085 mm x 3915 mm
 Balcony:
 11.4 SqM / 123 SqFt

1 BEDROOM
 Internal Area:
 54.1 SqM / 582 SqFt
 Living Area:
 4405 mm x 7310 mm
 Bedroom 1:
 2900 mm x 5070 mm
 Balcony:
 5.8 SqM / 62 SqFt

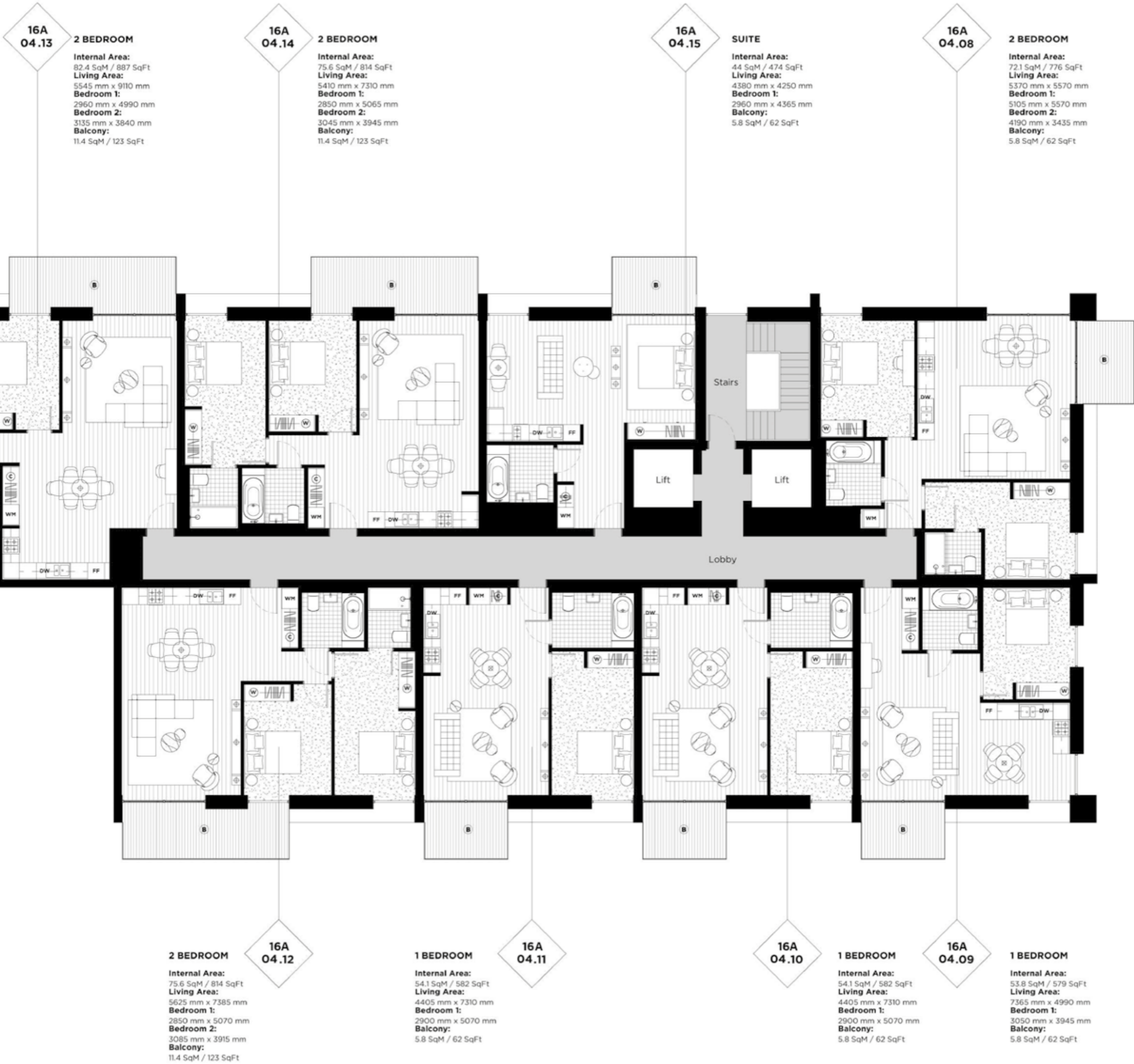
16A 03.10
1 BEDROOM
 Internal Area:
 54.1 SqM / 582 SqFt
 Living Area:
 4405 mm x 7310 mm
 Bedroom 1:
 2900 mm x 5070 mm
 Balcony:
 5.8 SqM / 62 SqFt

16A 03.09
1 BEDROOM
 Internal Area:
 53.8 SqM / 579 SqFt
 Living Area:
 7540 mm x 3945 mm
 Bedroom 1:
 3050 mm x 3945 mm
 Balcony:
 5.8 SqM / 62 SqFt

	08
	07
	06
	05
	04
	03
	02
	01
	GF



← River



08
07
06
05
04
03
02
01
GF

16A 04.13
2 BEDROOM
 Internal Area:
 82.4 SqM / 887 SqFt
 Living Area:
 5545 mm x 9110 mm
Bedroom 1:
 2960 mm x 4990 mm
Bedroom 2:
 3135 mm x 3840 mm
Balcony:
 11.4 SqM / 123 SqFt

16A 04.14
2 BEDROOM
 Internal Area:
 75.6 SqM / 814 SqFt
 Living Area:
 5410 mm x 7310 mm
Bedroom 1:
 2850 mm x 5065 mm
Bedroom 2:
 3045 mm x 3945 mm
Balcony:
 11.4 SqM / 123 SqFt

16A 04.15
SUITE
 Internal Area:
 44 SqM / 474 SqFt
 Living Area:
 4380 mm x 4250 mm
Bedroom 1:
 2960 mm x 4365 mm
Balcony:
 5.8 SqM / 62 SqFt

16A 04.08
2 BEDROOM
 Internal Area:
 72.1 SqM / 776 SqFt
 Living Area:
 5370 mm x 5570 mm
Bedroom 1:
 5105 mm x 5570 mm
Bedroom 2:
 4190 mm x 3435 mm
Balcony:
 5.8 SqM / 62 SqFt

2 BEDROOM
16A 04.12
 Internal Area:
 75.6 SqM / 814 SqFt
 Living Area:
 5625 mm x 7385 mm
Bedroom 1:
 2850 mm x 5070 mm
Bedroom 2:
 3085 mm x 3915 mm
Balcony:
 11.4 SqM / 123 SqFt

1 BEDROOM
16A 04.11
 Internal Area:
 54.1 SqM / 582 SqFt
 Living Area:
 4405 mm x 7310 mm
Bedroom 1:
 2900 mm x 5070 mm
Balcony:
 5.8 SqM / 62 SqFt

16A 04.10
1 BEDROOM
 Internal Area:
 54.1 SqM / 582 SqFt
 Living Area:
 4405 mm x 7310 mm
Bedroom 1:
 2900 mm x 5070 mm
Balcony:
 5.8 SqM / 62 SqFt

16A 04.09
1 BEDROOM
 Internal Area:
 53.8 SqM / 579 SqFt
 Living Area:
 7365 mm x 7310 mm
Bedroom 1:
 3050 mm x 3945 mm
Balcony:
 5.8 SqM / 62 SqFt

Thameside House

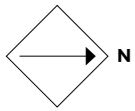
FLOOR CORE
04 A

- LEGEND**
 C: Cupboard
 W: Wardrobe
 FF: Fridge Freezer
 WM: Washer / Dryer
 B: Balcony
 T: Terrace

NOTES



Disclaimer
 This brochure and the information contained in it does not form part of any contract, and while reasonable effort has been made to ensure accuracy, this cannot be guaranteed and no representation or warranty is made in that regard. Apartment designs and layouts are indicative only and may change. The specification of the apartments is the anticipated specification as at the date this brochure was prepared, but may be subject to change in accordance with permitted variances under the apartment sale contracts. Dimensions shown in any text or plan are approximate sizes only and actual sizes may be different once constructed (although it is not anticipated that any apartments will be reduced by more than 5% in size). Computer generated images and photos are indicative only. All sales remain subject to contract. All information regarding prospective commercial or retail tenants represents current intention only, and the final identity of the tenants may change. Furniture shown in Computer Generated Images and photos is not included in sales. Royal Wharf is a marketing name only and will not necessarily form part of the approved postal address. Neither the agents nor any person in their employ has any authority to make or give any representation warranty or guarantee (whether written or oral) in respect of or in relation to the development (or any parts thereof). © 2014 Royal Wharf
www.royalwharf.com



ROYAL WHARF

LONDON

Thameside House

FLOOR CORE

05 A

LEGEND

- C: Cupboard
- W: Wardrobe
- FF: Fridge Freezer
- WM: Washer / Dryer
- B: Balcony
- T: Terrace

NOTES

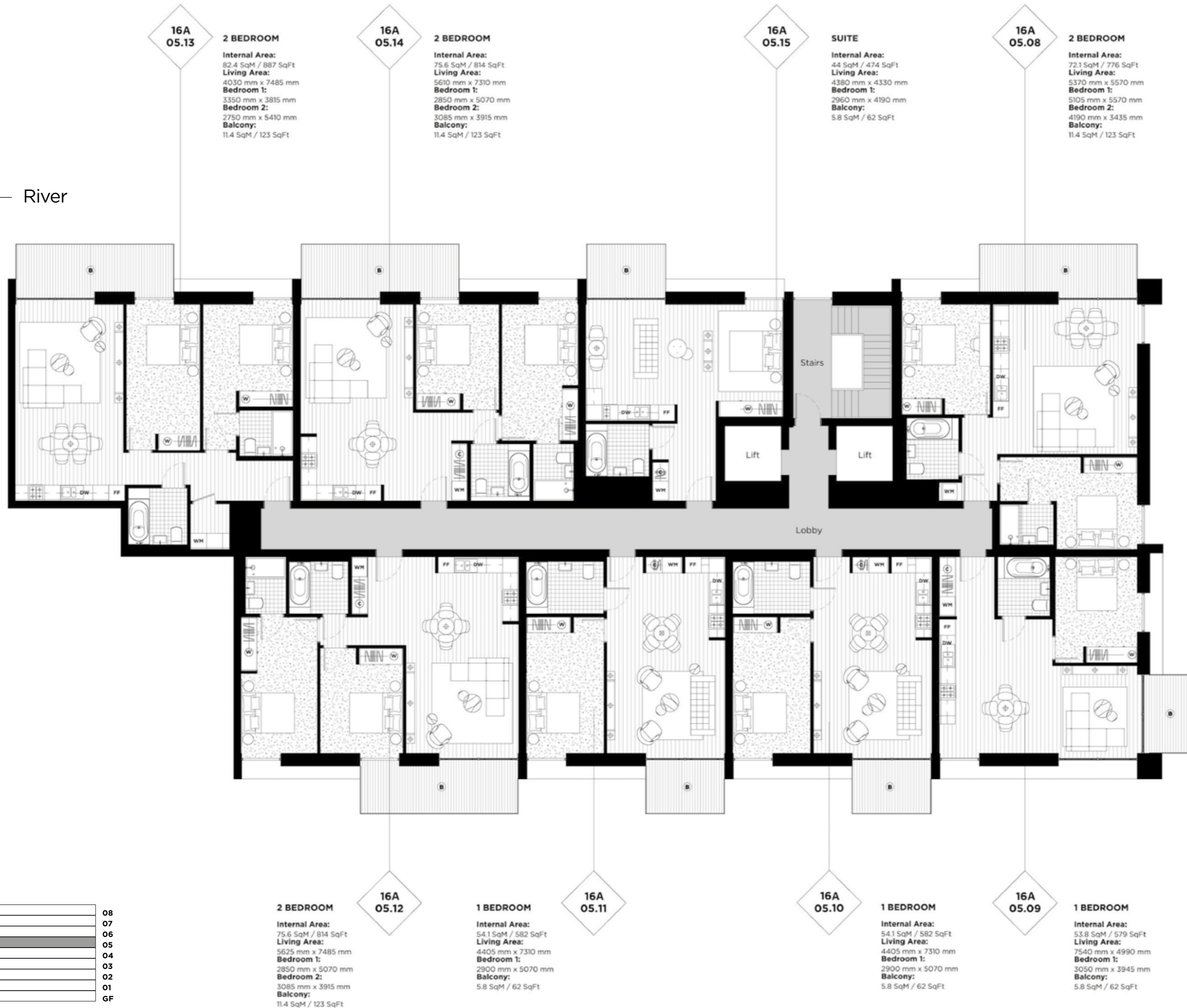


Disclaimer

This brochure and the information contained in it does not form part of any contract, and while reasonable effort has been made to ensure accuracy, this cannot be guaranteed and no representation or warranty is made in that regard. Apartment designs and layouts are indicative only and may change. The specification of the apartments is the anticipated specification as at the date this brochure was prepared, but may be subject to change in accordance with permitted variances under the apartment sale contracts. Dimensions shown in any text or plan are approximate sizes only and actual sizes may be different once constructed (although it is not anticipated that any apartments will be reduced by more than 5% in size). Computer generated images and photos are indicative only. All sales remain subject to contract. All information regarding prospective commercial or retail tenants represents current intention only, and the final identity of the tenants may change. Furniture shown in Computer Generated Images and photos is not included in sales. Royal Wharf is a marketing name only and will not necessarily form part of the approved postal address. Neither the agents nor any person in their employ has any authority to make or give any representation warranty or guarantee (whether written or oral) in respect of or in relation to the development (or any parts thereof). © 2014 Royal Wharf

www.royalwharf.com

← River



16A 05.13

2 BEDROOM
 Internal Area:
 82.4 SqM / 887 SqFt
 Living Area:
 4030 mm x 7485 mm
 Bedroom 1:
 3350 mm x 3815 mm
 Bedroom 2:
 2750 mm x 5410 mm
 Balcony:
 11.4 SqM / 123 SqFt

16A 05.14

2 BEDROOM
 Internal Area:
 75.6 SqM / 814 SqFt
 Living Area:
 5610 mm x 7310 mm
 Bedroom 1:
 2850 mm x 5070 mm
 Bedroom 2:
 3085 mm x 3915 mm
 Balcony:
 11.4 SqM / 123 SqFt

16A 05.15

SUITE
 Internal Area:
 44 SqM / 474 SqFt
 Living Area:
 4380 mm x 4330 mm
 Bedroom 1:
 2960 mm x 4190 mm
 Balcony:
 5.8 SqM / 62 SqFt

16A 05.08

2 BEDROOM
 Internal Area:
 72.1 SqM / 776 SqFt
 Living Area:
 5370 mm x 5570 mm
 Bedroom 1:
 5105 mm x 5570 mm
 Bedroom 2:
 4190 mm x 3435 mm
 Balcony:
 11.4 SqM / 123 SqFt

16A 05.12

2 BEDROOM
 Internal Area:
 75.6 SqM / 814 SqFt
 Living Area:
 5625 mm x 7485 mm
 Bedroom 1:
 2850 mm x 5070 mm
 Bedroom 2:
 3085 mm x 3915 mm
 Balcony:
 11.4 SqM / 123 SqFt

16A 05.11

1 BEDROOM
 Internal Area:
 54.1 SqM / 582 SqFt
 Living Area:
 4405 mm x 7310 mm
 Bedroom 1:
 2900 mm x 5070 mm
 Balcony:
 5.8 SqM / 62 SqFt

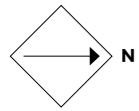
16A 05.10

1 BEDROOM
 Internal Area:
 54.1 SqM / 582 SqFt
 Living Area:
 4405 mm x 7310 mm
 Bedroom 1:
 2900 mm x 5070 mm
 Balcony:
 5.8 SqM / 62 SqFt

16A 05.09

1 BEDROOM
 Internal Area:
 53.8 SqM / 579 SqFt
 Living Area:
 7540 mm x 4990 mm
 Bedroom 1:
 3050 mm x 3945 mm
 Balcony:
 5.8 SqM / 62 SqFt

08
07
06
05
04
03
02
01
GF



ROYAL WHARF

LONDON

Thameside House

FLOOR CORE

06 A

LEGEND

- C: Cupboard
- W: Wardrobe
- FF: Fridge Freezer
- WM: Washer / Dryer
- B: Balcony
- T: Terrace

NOTES

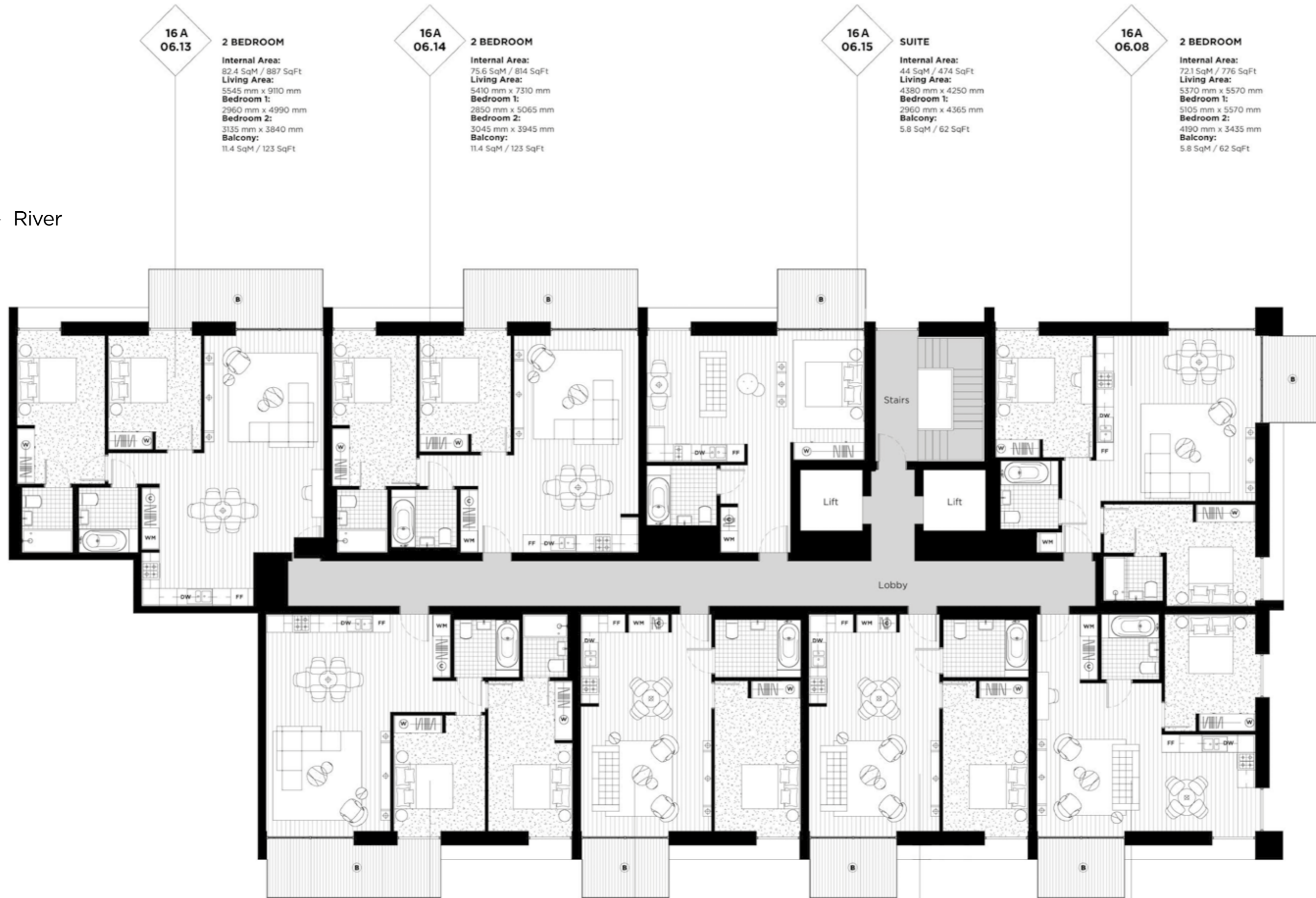


Disclaimer

This brochure and the information contained in it does not form part of any contract, and while reasonable effort has been made to ensure accuracy, this cannot be guaranteed and no representation or warranty is made in that regard. Apartment designs and layouts are indicative only and may change. The specification of the apartments is the anticipated specification as at the date this brochure was prepared, but may be subject to change in accordance with permitted variances under the apartment sale contracts. Dimensions shown in any text or plan are approximate sizes only and actual sizes may be different once constructed (although it is not anticipated that any apartments will be reduced by more than 5% in size). Computer generated images and photos are indicative only. All sales remain subject to contract. All information regarding prospective commercial or retail tenants represents current intention only, and the final identity of the tenants may change. Furniture shown in Computer Generated Images and photos is not included in sales. Royal Wharf is a marketing name only and will not necessarily form part of the approved postal address. Neither the agents nor any person in their employ has any authority to make or give any representation warranty or guarantee (whether written or oral) in respect of or in relation to the development (or any parts thereof). © 2014 Royal Wharf

www.royalwharf.com

← River



16 A
06.13

2 BEDROOM

Internal Area:
82.4 SqM / 887 SqFt
Living Area:
5545 mm x 9110 mm
Bedroom 1:
2960 mm x 4990 mm
Bedroom 2:
3135 mm x 3840 mm
Balcony:
11.4 SqM / 123 SqFt

16 A
06.14

2 BEDROOM

Internal Area:
75.6 SqM / 814 SqFt
Living Area:
5410 mm x 7310 mm
Bedroom 1:
2850 mm x 5065 mm
Bedroom 2:
3045 mm x 3945 mm
Balcony:
11.4 SqM / 123 SqFt

16 A
06.15

SUITE

Internal Area:
44 SqM / 474 SqFt
Living Area:
4380 mm x 4250 mm
Bedroom 1:
2960 mm x 4365 mm
Balcony:
5.8 SqM / 62 SqFt

16 A
06.08

2 BEDROOM

Internal Area:
72.1 SqM / 776 SqFt
Living Area:
5370 mm x 5570 mm
Bedroom 1:
5105 mm x 5570 mm
Bedroom 2:
4190 mm x 3435 mm
Balcony:
5.8 SqM / 62 SqFt

2 BEDROOM

Internal Area:
75.6 SqM / 814 SqFt
Living Area:
5625 mm x 7385 mm
Bedroom 1:
2850 mm x 5070 mm
Bedroom 2:
3085 mm x 3915 mm
Balcony:
11.4 SqM / 123 SqFt

16 A
06.12

1 BEDROOM

Internal Area:
54.1 SqM / 582 SqFt
Living Area:
4405 mm x 7310 mm
Bedroom 1:
2900 mm x 5070 mm
Balcony:
5.8 SqM / 62 SqFt

16 A
06.11

16 A
06.10

1 BEDROOM

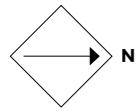
Internal Area:
54.1 SqM / 582 SqFt
Living Area:
4405 mm x 7310 mm
Bedroom 1:
2900 mm x 5070 mm
Balcony:
5.8 SqM / 62 SqFt

16 A
06.09

1 BEDROOM

Internal Area:
53.8 SqM / 579 SqFt
Living Area:
7365 mm x 4990 mm
Bedroom 1:
3050 mm x 3945 mm
Balcony:
5.8 SqM / 62 SqFt

08
07
06
05
04
03
02
01
GF



ROYAL WHARF

LONDON

Thameside House

FLOOR CORE

07 A

LEGEND

- C: Cupboard
- W: Wardrobe
- FF: Fridge Freezer
- WM: Washer / Dryer
- B: Balcony
- T: Terrace

NOTES

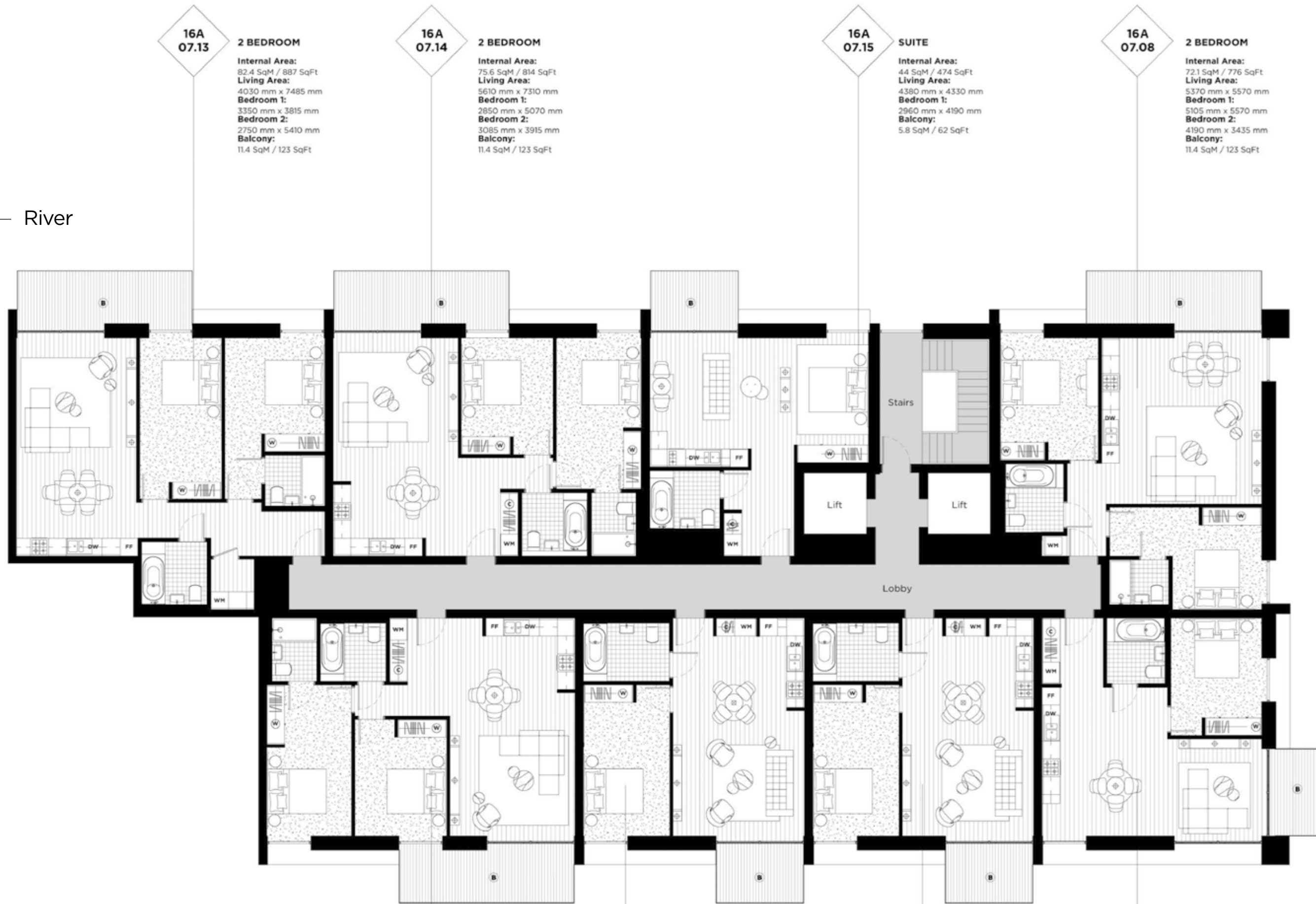


Disclaimer

This brochure and the information contained in it does not form part of any contract, and while reasonable effort has been made to ensure accuracy, this cannot be guaranteed and no representation or warranty is made in that regard. Apartment designs and layouts are indicative only and may change. The specification of the apartments is the anticipated specification as at the date this brochure was prepared, but may be subject to change in accordance with permitted variances under the apartment sale contracts. Dimensions shown in any text or plan are approximate sizes only and actual sizes may be different once constructed (although it is not anticipated that any apartments will be reduced by more than 5% in size). Computer generated images and photos are indicative only. All sales remain subject to contract. All information regarding prospective commercial or retail tenants represents current intention only, and the final identity of the tenants may change. Furniture shown in Computer Generated Images and photos is not included in sales. Royal Wharf is a marketing name only and will not necessarily form part of the approved postal address. Neither the agents nor any person in their employ has any authority to make or give any representation warranty or guarantee (whether written or oral) in respect of or in relation to the development (or any parts thereof). © 2014 Royal Wharf

www.royalwharf.com

← River



16A 07.13
2 BEDROOM
 Internal Area:
 82.4 SqM / 887 SqFt
 Living Area:
 4030 mm x 7485 mm
 Bedroom 1:
 3350 mm x 3815 mm
 Bedroom 2:
 2750 mm x 5410 mm
 Balcony:
 11.4 SqM / 123 SqFt

16A 07.14
2 BEDROOM
 Internal Area:
 75.6 SqM / 814 SqFt
 Living Area:
 5610 mm x 7310 mm
 Bedroom 1:
 2850 mm x 5070 mm
 Bedroom 2:
 3085 mm x 3915 mm
 Balcony:
 11.4 SqM / 123 SqFt

16A 07.15
SUITE
 Internal Area:
 44 SqM / 474 SqFt
 Living Area:
 4380 mm x 4330 mm
 Bedroom 1:
 2960 mm x 4190 mm
 Balcony:
 5.8 SqM / 62 SqFt

16A 07.08
2 BEDROOM
 Internal Area:
 72.1 SqM / 776 SqFt
 Living Area:
 5370 mm x 5570 mm
 Bedroom 1:
 5105 mm x 5570 mm
 Bedroom 2:
 4190 mm x 3435 mm
 Balcony:
 11.4 SqM / 123 SqFt

08
07
06
05
04
03
02
01
GF

2 BEDROOM
 Internal Area:
 75.6 SqM / 814 SqFt
 Living Area:
 5625 mm x 7485 mm
 Bedroom 1:
 2850 mm x 5070 mm
 Bedroom 2:
 3085 mm x 3915 mm
 Balcony:
 11.4 SqM / 123 SqFt

16A 07.12

1 BEDROOM
 Internal Area:
 54.1 SqM / 582 SqFt
 Living Area:
 4405 mm x 7310 mm
 Bedroom 1:
 2900 mm x 5070 mm
 Balcony:
 5.8 SqM / 62 SqFt

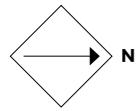
16A 07.11

16A 07.10

1 BEDROOM
 Internal Area:
 54.1 SqM / 582 SqFt
 Living Area:
 4405 mm x 7310 mm
 Bedroom 1:
 2900 mm x 5070 mm
 Balcony:
 5.8 SqM / 62 SqFt

16A 07.09

1 BEDROOM
 Internal Area:
 53.8 SqM / 579 SqFt
 Living Area:
 7540 mm x 4990 mm
 Bedroom 1:
 3050 mm x 3945 mm
 Balcony:
 5.8 SqM / 62 SqFt



ROYAL WHARF

LONDON

Thameside House

FLOOR CORE

08 A

LEGEND

- C: Cupboard
- W: Wardrobe
- FF: Fridge Freezer
- WM: Washer / Dryer
- B: Balcony
- T: Terrace

NOTES

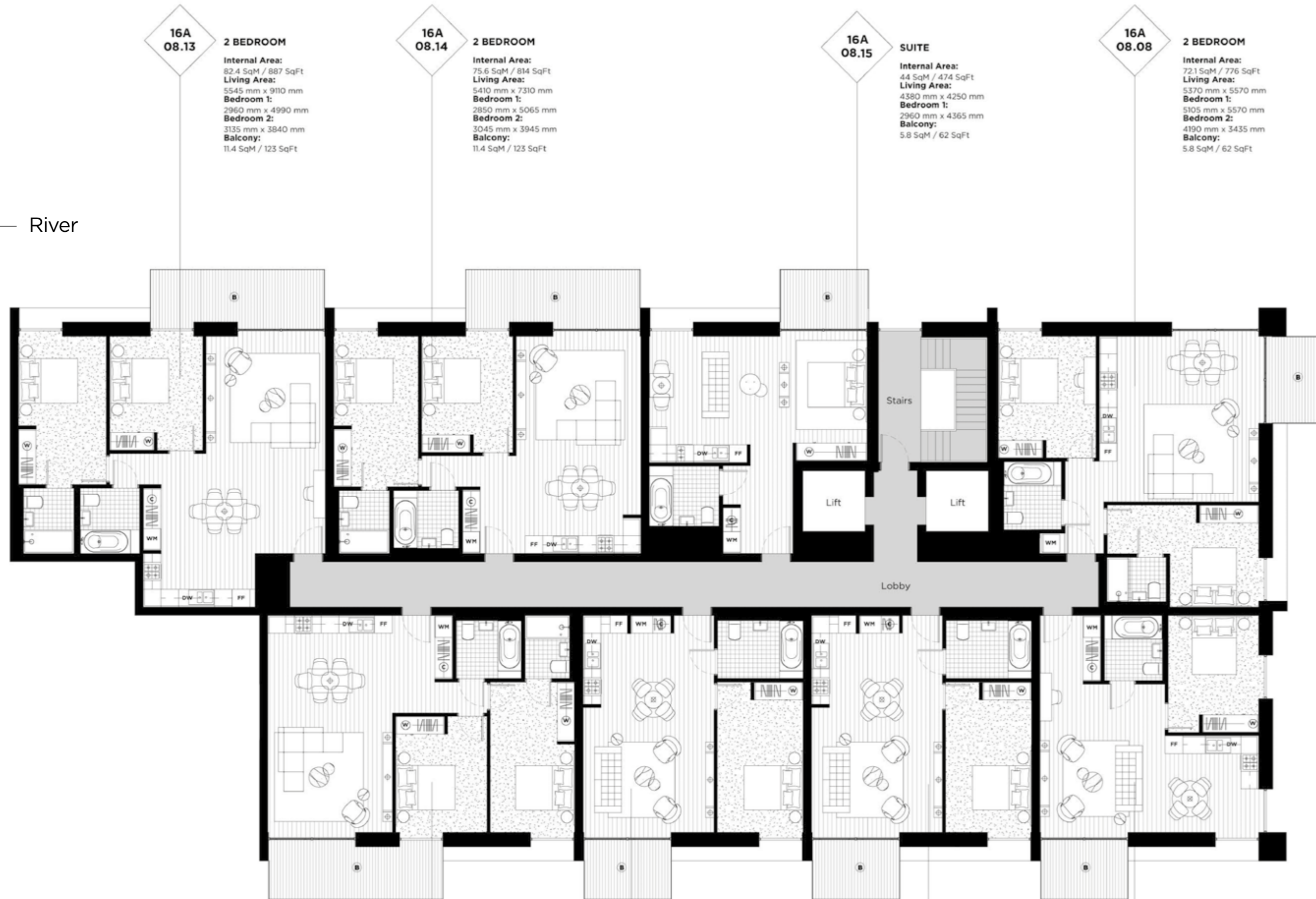


Disclaimer

This brochure and the information contained in it does not form part of any contract, and while reasonable effort has been made to ensure accuracy, this cannot be guaranteed and no representation or warranty is made in that regard. Apartment designs and layouts are indicative only and may change. The specification of the apartments is the anticipated specification as at the date this brochure was prepared, but may be subject to change in accordance with permitted variances under the apartment sale contracts. Dimensions shown in any text or plan are approximate sizes only and actual sizes may be different once constructed (although it is not anticipated that any apartments will be reduced by more than 5% in size). Computer generated images and photos are indicative only. All sales remain subject to contract. All information regarding prospective commercial or retail tenants represents current intention only, and the final identity of the tenants may change. Furniture shown in Computer Generated Images and photos is not included in sales. Royal Wharf is a marketing name only and will not necessarily form part of the approved postal address. Neither the agents nor any person in their employ has any authority to make or give any representation warranty or guarantee (whether written or oral) in respect of or in relation to the development (or any parts thereof). © 2014 Royal Wharf

www.royalwharf.com

← River



16A 08.13 2 BEDROOM
Internal Area: 82.4 SqM / 887 SqFt
Living Area: 5545 mm x 9110 mm
Bedroom 1: 2960 mm x 4990 mm
Bedroom 2: 3135 mm x 3840 mm
Balcony: 11.4 SqM / 123 SqFt

16A 08.14 2 BEDROOM
Internal Area: 75.6 SqM / 814 SqFt
Living Area: 5410 mm x 7310 mm
Bedroom 1: 2850 mm x 5065 mm
Bedroom 2: 3045 mm x 3945 mm
Balcony: 11.4 SqM / 123 SqFt

16A 08.15 SUITE
Internal Area: 44 SqM / 474 SqFt
Living Area: 4380 mm x 4250 mm
Bedroom 1: 2960 mm x 4365 mm
Balcony: 5.8 SqM / 62 SqFt

16A 08.08 2 BEDROOM
Internal Area: 72.1 SqM / 776 SqFt
Living Area: 5370 mm x 5570 mm
Bedroom 1: 5105 mm x 5570 mm
Bedroom 2: 4190 mm x 3435 mm
Balcony: 5.8 SqM / 62 SqFt

2 BEDROOM
Internal Area: 75.6 SqM / 814 SqFt
Living Area: 5625 mm x 7385 mm
Bedroom 1: 2850 mm x 5070 mm
Bedroom 2: 3085 mm x 3915 mm
Balcony: 11.4 SqM / 123 SqFt

16A 08.12 1 BEDROOM
Internal Area: 54.1 SqM / 582 SqFt
Living Area: 4405 mm x 7310 mm
Bedroom 1: 2900 mm x 5070 mm
Balcony: 5.8 SqM / 62 SqFt

16A 08.11 1 BEDROOM
Internal Area: 54.1 SqM / 582 SqFt
Living Area: 4405 mm x 7310 mm
Bedroom 1: 2900 mm x 5070 mm
Balcony: 5.8 SqM / 62 SqFt

16A 08.10 1 BEDROOM
Internal Area: 54.1 SqM / 582 SqFt
Living Area: 4405 mm x 7310 mm
Bedroom 1: 2900 mm x 5070 mm
Balcony: 5.8 SqM / 62 SqFt

16A 08.09 1 BEDROOM
Internal Area: 53.8 SqM / 579 SqFt
Living Area: 7365 mm x 4990 mm
Bedroom 1: 3050 mm x 3945 mm
Balcony: 5.8 SqM / 62 SqFt

08
07
06
05
04
03
02
01
GF

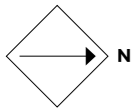


ROYAL WHARF

LONDON

Thameside House

CORE B



ROYAL WHARF

LONDON

Thameside House

FLOOR CORE

GF B

LEGEND

- C: Cupboard
- W: Wardrobe
- FF: Fridge Freezer
- WM: Washer / Dryer
- B: Balcony
- T: Terrace

NOTES



Disclaimer

This brochure and the information contained in it does not form part of any contract, and while reasonable effort has been made to ensure accuracy, this cannot be guaranteed and no representation or warranty is made in that regard. Apartment designs and layouts are indicative only and may change. The specification of the apartments is the anticipated specification as at the date this brochure was prepared, but may be subject to change in accordance with permitted variances under the apartment sale contracts. Dimensions shown in any text or plan are approximate sizes only and actual sizes may be different once constructed (although it is not anticipated that any apartments will be reduced by more than 5% in size). Computer generated images and photos are indicative only. All sales remain subject to contract. All information regarding prospective commercial or retail tenants represents current intention only, and the final identity of the tenants may change. Furniture shown in Computer Generated Images and photos is not included in sales. Royal Wharf is a marketing name only and will not necessarily form part of the approved postal address. Neither the agents nor any person in their employ has any authority to make or give any representation warranty or guarantee (whether written or oral) in respect of or in relation to the development (or any parts thereof). © 2014 Royal Wharf

www.royalwharf.com

River View

08
07
06
05
04
03
02
01
GF

4 BEDROOM DUPLEX L

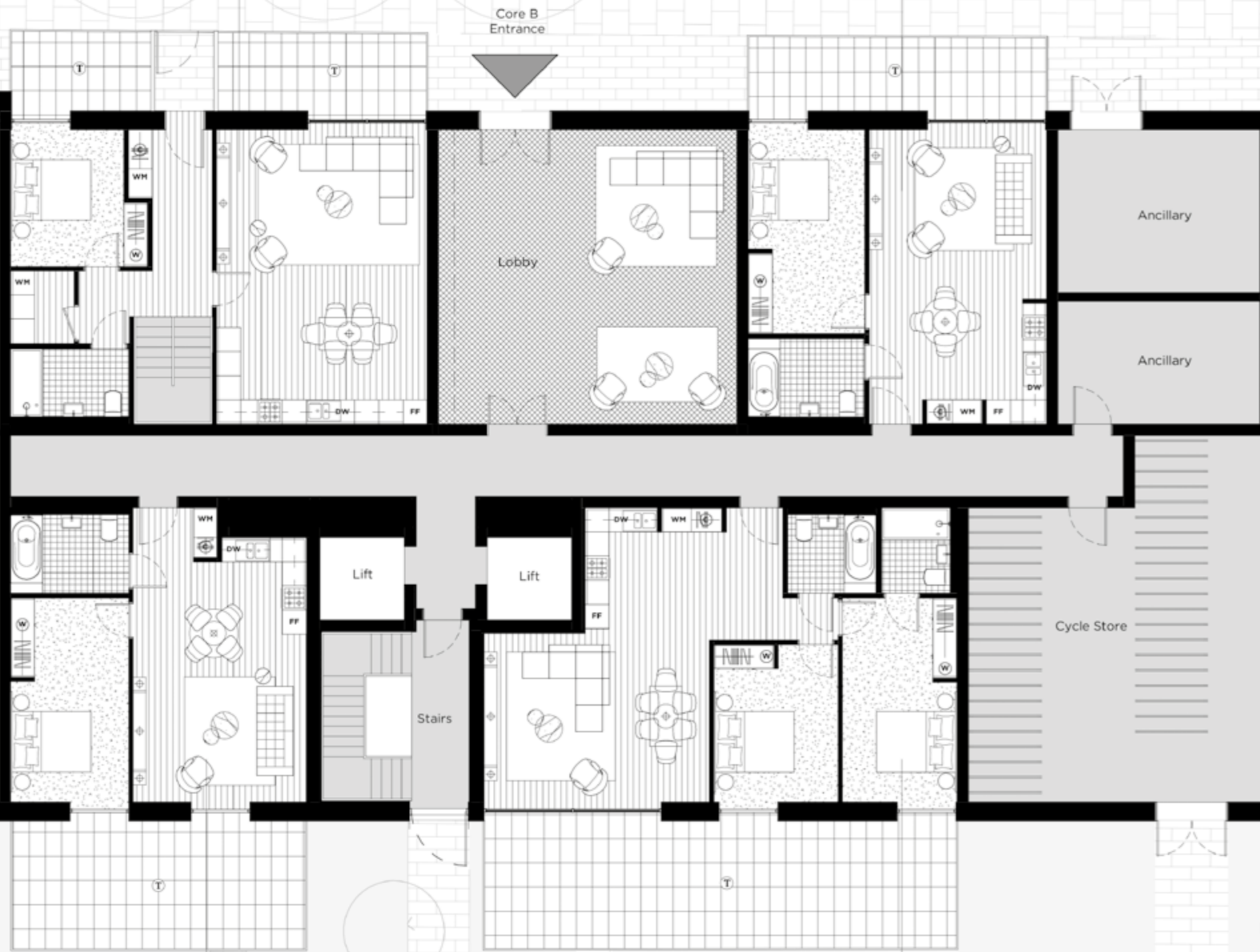
16B GF.04

Internal Area:
151 SqM / 1625 SqFt
Living Area:
5225 mm x 7310 mm
Bedroom 1:
3415 mm x 3400 mm
Bedroom 2:
3725 mm x 4990 mm
Bedroom 3:
2960 mm x 5490 mm
Bedroom 4:
3445 mm x 3390 mm
Terrace:
21.6 SqM / 233 SqFt
Balcony:
18.3 SqM / 197 SqFt

16B GF.01

1 BEDROOM

Internal Area:
54.1 SqM / 582 SqFt
Living Area:
4405 mm x 7310 mm
Bedroom 1:
2900 mm x 5070 mm
Terrace:
14.6 SqM / 157 SqFt

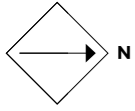


16B GF.03 1 BEDROOM

Internal Area:
52 SqM / 560 SqFt
Living Area:
4295 mm x 6570 mm
Bedroom 1:
2940 mm x 5070 mm
Terrace:
24 SqM / 258 SqFt

16B GF.02 2 BEDROOM

Internal Area:
78 SqM / 840 SqFt
Living Area:
5590 mm x 7310 mm
Bedroom 1:
2850 mm x 5065 mm
Bedroom 2:
3085 mm x 3915 mm
Terrace:
38.9 SqM / 419 SqFt



ROYAL WHARF

LONDON

Thameside House

FLOOR CORE

01 B

LEGEND

- C: Cupboard
- W: Wardrobe
- FF: Fridge Freezer
- WM: Washer / Dryer
- B: Balcony
- T: Terrace

NOTES

- _____
- _____
- _____
- _____
- _____
- _____
- _____
- _____



Disclaimer

This brochure and the information contained in it does not form part of any contract, and while reasonable effort has been made to ensure accuracy, this cannot be guaranteed and no representation or warranty is made in that regard. Apartment designs and layouts are indicative only and may change. The specification of the apartments is the anticipated specification as at the date this brochure was prepared, but may be subject to change in accordance with permitted variances under the apartment sale contracts. Dimensions shown in any text or plan are approximate sizes only and actual sizes may be different once constructed (although it is not anticipated that any apartments will be reduced by more than 5% in size). Computer generated images and photos are indicative only. All sales remain subject to contract. All information regarding prospective commercial or retail tenants represents current intention only, and the final identity of the tenants may change. Furniture shown in Computer Generated Images and photos is not included in sales. Royal Wharf is a marketing name only and will not necessarily form part of the approved postal address. Neither the agents nor any person in their employ has any authority to make or give any representation warranty or guarantee (whether written or oral) in respect of or in relation to the development (or any parts thereof). © 2014 Royal Wharf

www.royalwharf.com

	08
	07
	06
	05
	04
	03
	02
	01
	GF

River View

Void Over Future Restaurant Space

Lobby

Lift

Lift

Stairs

4 BEDROOM DUPLEX U

16A
GF.04

Internal Area:
151 SqM / 1625 SqFt
Living Area:
5225 mm x 7310 mm
Bedroom 1:
3415 mm x 3400 mm
Bedroom 2:
3725 mm x 4990 mm
Bedroom 3:
2960 mm x 5490 mm
Bedroom 4:
3445 mm x 3390 mm
Terrace:
216 SqM / 233 SqFt
Balcony:
18.3 SqM / 197 SqFt

1 BEDROOM

16B
01.02

Internal Area:
54.1 SqM / 582 SqFt
Living Area:
4405 mm x 7310 mm
Bedroom 1:
2900 mm x 5070 mm
Balcony:
5.8 SqM / 62 SqFt

16B
01.03

1 BEDROOM

Internal Area:
54.1 SqM / 582 SqFt
Living Area:
4405 mm x 7310 mm
Bedroom 1:
2900 mm x 5070 mm
Balcony:
5.8 SqM / 62 SqFt

16B
01.01

1 BEDROOM

Internal Area:
52 SqM / 560 SqFt
Living Area:
4295 mm x 6570 mm
Bedroom 1:
2940 mm x 5070 mm
Balcony:
11.1 SqM / 119 SqFt

2 BEDROOM

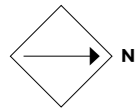
16B
01.05

Internal Area:
78 SqM / 840 SqFt
Living Area:
4615 mm x 7485 mm
Bedroom 1:
3740 mm x 4195 mm
Bedroom 2:
3170 mm x 3790 mm
Balcony:
14.2 SqM / 153 SqFt

2 BEDROOM

16B
01.04

Internal Area:
82.4 SqM / 887 SqFt
Living Area:
4030 mm x 7485 mm
Bedroom 1:
3350 mm x 3815 mm
Bedroom 2:
2750 mm x 5410 mm
Balcony:
11.4 SqM / 123 SqFt



ROYAL WHARF
LONDON

Thameside House

FLOOR CORE

02 B

LEGEND

- C: Cupboard
- W: Wardrobe
- FF: Fridge Freezer
- WM: Washer / Dryer
- B: Balcony
- T: Terrace

NOTES



Disclaimer

This brochure and the information contained in it does not form part of any contract, and while reasonable effort has been made to ensure accuracy, this cannot be guaranteed and no representation or warranty is made in that regard. Apartment designs and layouts are indicative only and may change. The specification of the apartments is the anticipated specification as at the date this brochure was prepared, but may be subject to change in accordance with permitted variances under the apartment sale contracts. Dimensions shown in any text or plan are approximate sizes only and actual sizes may be different once constructed (although it is not anticipated that any apartments will be reduced by more than 5% in size). Computer generated images and photo's are indicative only. All sales remain subject to contract. All information regarding prospective commercial or retail tenants represents current intention only, and the final identity of the tenants may change. Furniture shown in Computer Generated Images and photo's is not included in sales. Royal Wharf is a marketing name only and will not necessarily form part of the approved postal address. Neither the agents nor any person in their employ has any authority to make or give any representation warranty or guarantee (whether written or oral) in respect of or in relation to the development (or any parts thereof). © 2014 Royal Wharf

www.royalwharf.com

River View

2 BEDROOM

16B 02.02
Internal Area: 81.6 SqM / 878 SqFt
Living Area: 4380 mm x 9110 mm
Bedroom 1: 2960 mm x 5240 mm
Bedroom 2: 2845 mm x 3915 mm
Balcony: 31.8 SqM x 342 SqFt

2 BEDROOM

16.B 02.03
Internal Area: 75.6 SqM / 814 SqFt
Living Area: 5410 mm x 7310 mm
Bedroom 1: 2850 mm x 5065 mm
Bedroom 2: 3045 mm x 3945 mm
Balcony: 18.4 SqM / 198 SqFt

16.B 02.04

1 BEDROOM

Internal Area: 54.1 SqM / 582 SqFt
Living Area: 4405 mm x 7310 mm
Bedroom 1: 2900 mm x 5070 mm
Balcony: 5.8 SqM / 62 SqFt

16B 02.05

1 BEDROOM

Internal Area: 54.1 SqM / 582 SqFt
Living Area: 4405 mm x 7310 mm
Bedroom 1: 2900 mm x 5070 mm
Balcony: 5.8 SqM / 62 SqFt

16B 02.01

3 BEDROOM

Internal Area: 110.6 SqM / 1190 SqFt
Living Area: 5800 mm x 7310 mm
Bedroom 1: 3500 mm x 4780 mm
Bedroom 2: 3000 mm x 3915 mm
Bedroom 3: 3000 mm x 3915 mm
Balcony: 30.8 SqM / 332 SqFt

16B 02.07

2 BEDROOM

Internal Area: 78 SqM / 840 SqFt
Living Area: 5590 mm x 7310 mm
Bedroom 1: 2845 mm x 5065 mm
Bedroom 2: 3085 mm x 3915 mm
Balcony: 14.2 SqM / 153 SqFt

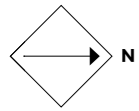
16B 02.06

2 BEDROOM

Internal Area: 82.4 SqM / 887 SqFt
Living Area: 5545 mm x 9110 mm
Bedroom 1: 2960 mm x 4990 mm
Bedroom 2: 3135 mm x 3840 mm
Balcony: 11.4 SqM / 123 SqFt

08
07
06
05
04
03
02
01
GF



**2 BEDROOM**

16B 03.02
Internal Area:
 81.6 SqM / 878 SqFt
Living Area:
 4380 mm x 9110 mm
Bedroom 1:
 2960 mm x 5065 mm
Bedroom 2:
 2845 mm x 3915 mm
Balcony:
 29.7 SqM x 320 SqFt

2 BEDROOM

16B 03.03
Internal Area:
 75.5 SqM / 813 SqFt
Living Area:
 5410 mm x 7310 mm
Bedroom 1:
 2850 mm x 5070 mm
Bedroom 2:
 3085 mm x 3915 mm
Balcony:
 18.4 SqM / 198 SqFt

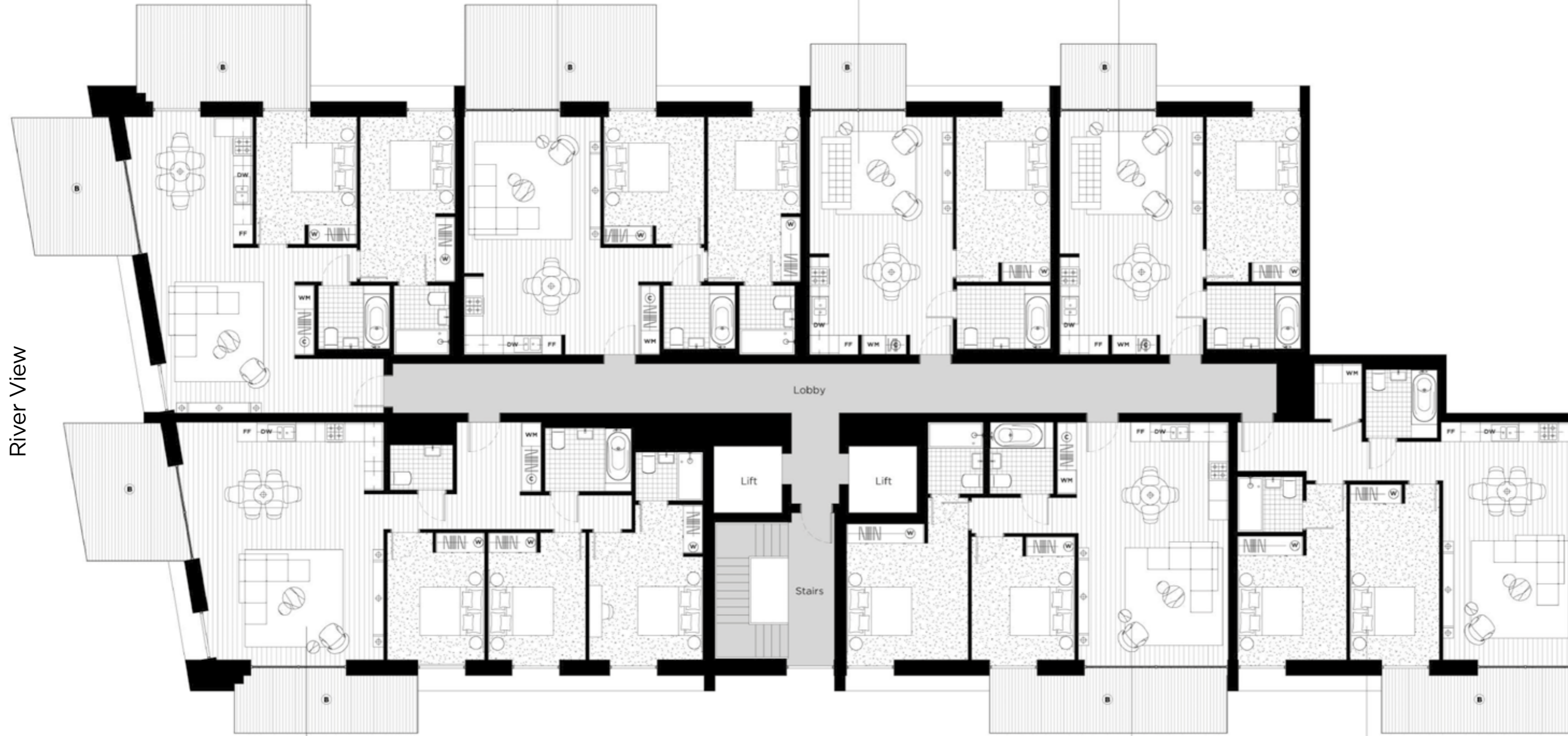
1 BEDROOM

16B 03.04
Internal Area:
 54.1 SqM / 582 SqFt
Living Area:
 4405 mm x 7310 mm
Bedroom 1:
 2900 mm x 5070 mm
Balcony:
 5.8 SqM / 62 SqFt

1 BEDROOM

16B 03.05
Internal Area:
 54.1 SqM / 582 SqFt
Living Area:
 4405 mm x 7310 mm
Bedroom 1:
 2900 mm x 5070 mm
Balcony:
 5.8 SqM / 62 SqFt

River View

**16B 03.01****3 BEDROOM**

Internal Area:
 110.6 SqM / 1190 SqFt
Living Area:
 5800 mm x 7310 mm
Bedroom 1:
 3500 mm x 4780 mm
Bedroom 2:
 3000 mm x 3915 mm
Bedroom 3:
 3000 mm x 3915 mm
Balcony:
 23.8 SqM / 256 SqFt

16B 03.07**2 BEDROOM**

Internal Area:
 78 SqM / 840 SqFt
Living Area:
 4615 mm x 7485 mm
Bedroom 1:
 3740 mm x 4195 mm
Bedroom 2:
 3170 mm x 3790 mm
Balcony:
 14.2 SqM / 153 SqFt

16B 03.06**2 BEDROOM**

Internal Area:
 82.4 SqM / 887 SqFt
Living Area:
 4030 mm x 7485 mm
Bedroom 1:
 3350 mm x 3815 mm
Bedroom 2:
 2750 mm x 5410 mm
Balcony:
 11.4 SqM / 123 SqFt

08
07
06
05
04
03
02
01
GF



ROYAL WHARF

LONDON

Thameside House

FLOOR CORE

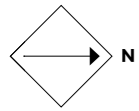
03 B

LEGEND

- C: Cupboard
- W: Wardrobe
- FF: Fridge Freezer
- WM: Washer / Dryer
- B: Balcony
- T: Terrace

NOTES**Disclaimer**

This brochure and the information contained in it does not form part of any contract, and while reasonable effort has been made to ensure accuracy, this cannot be guaranteed and no representation or warranty is made in that regard. Apartment designs and layouts are indicative only and may change. The specification of the apartments is the anticipated specification as at the date this brochure was prepared, but may be subject to change in accordance with permitted variances under the apartment sale contracts. Dimensions shown in any text or plan are approximate sizes only and actual sizes may be different once constructed (although it is not anticipated that any apartments will be reduced by more than 5% in size). Computer generated images and photos are indicative only. All sales remain subject to contract. All information regarding prospective commercial or retail tenants represents current intention only, and the final identity of the tenants may change. Furniture shown in Computer Generated Images and photos is not included in sales. Royal Wharf is a marketing name only and will not necessarily form part of the approved postal address. Neither the agents nor any person in their employ has any authority to make or give any representation warranty or guarantee (whether written or oral) in respect of or in relation to the development (or any parts thereof). © 2014 Royal Wharf



ROYAL WHARF
LONDON

Thameside House

FLOOR CORE

04 B

LEGEND

- C: Cupboard
- W: Wardrobe
- FF: Fridge Freezer
- WM: Washer / Dryer
- B: Balcony
- T: Terrace

NOTES



Disclaimer

This brochure and the information contained in it does not form part of any contract, and while reasonable effort has been made to ensure accuracy, this cannot be guaranteed and no representation or warranty is made in that regard. Apartment designs and layouts are indicative only and may change. The specification of the apartments is the anticipated specification as at the date this brochure was prepared, but may be subject to change in accordance with permitted variances under the apartment sale contracts. Dimensions shown in any text or plan are approximate sizes only and actual sizes may be different once constructed (although it is not anticipated that any apartments will be reduced by more than 5% in size). Computer generated images and photos are indicative only. All sales remain subject to contract. All information regarding prospective commercial or retail tenants represents current intention only, and the final identity of the tenants may change. Furniture shown in Computer Generated Images and photos is not included in sales. Royal Wharf is a marketing name only and will not necessarily form part of the approved postal address. Neither the agents nor any person in their employ has any authority to make or give any representation warranty or guarantee (whether written or oral) in respect of or in relation to the development (or any parts thereof). © 2014 Royal Wharf

www.royalwharf.com

2 BEDROOM
Internal Area:
81.6 SqM / 878 SqFt
Living Area:
4380 mm x 9110 mm
Bedroom 1:
2960 mm x 5240 mm
Bedroom 2:
2845 mm x 3915 mm
Balcony:
31.8 SqM / 342 SqFt

16B
04.02

2 BEDROOM
Internal Area:
75.6 SqM / 814 SqFt
Living Area:
5410 mm x 7310 mm
Bedroom 1:
2850 mm x 5065 mm
Bedroom 2:
3045 mm x 3945 mm
Balcony:
18.4 SqM / 198 SqFt

16B
04.03

1 BEDROOM
Internal Area:
54.1 SqM / 582 SqFt
Living Area:
4405 mm x 7310 mm
Bedroom 1:
2900 mm x 5070 mm
Balcony:
5.8 SqM / 62 SqFt

16B
04.04

1 BEDROOM
Internal Area:
54.1 SqM / 582 SqFt
Living Area:
4405 mm x 7310 mm
Bedroom 1:
2900 mm x 5070 mm
Balcony:
5.8 SqM / 62 SqFt

16B
04.05

3 BEDROOM
Internal Area:
110.6 SqM / 1190 SqFt
Living Area:
5800 mm x 7310 mm
Bedroom 1:
3500 mm x 4780 mm
Bedroom 2:
3000 mm x 3915 mm
Bedroom 3:
3000 mm x 3915 mm
Balcony:
30.8 SqM / 332 SqFt

16B
04.01

2 BEDROOM
Internal Area:
78 SqM / 840 SqFt
Living Area:
5590 mm x 7310 mm
Bedroom 1:
2845 mm x 5065 mm
Bedroom 2:
3085 mm x 3915 mm
Balcony:
14.2 SqM / 153 SqFt

16B
04.07

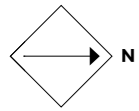
2 BEDROOM
Internal Area:
82.4 SqM / 887 SqFt
Living Area:
5545 mm x 9110 mm
Bedroom 1:
2960 mm x 4990 mm
Bedroom 2:
3135 mm x 3840 mm
Balcony:
11.4 SqM / 123 SqFt

16B
04.06

River View

08
07
06
05
04
03
02
01
GF





ROYAL WHARF

LONDON

Thameside House

FLOOR CORE

05 B

LEGEND

- C: Cupboard
- W: Wardrobe
- FF: Fridge Freezer
- WM: Washer / Dryer
- B: Balcony
- T: Terrace

NOTES



Disclaimer

This brochure and the information contained in it does not form part of any contract, and while reasonable effort has been made to ensure accuracy, this cannot be guaranteed and no representation or warranty is made in that regard. Apartment designs and layouts are indicative only and may change. The specification of the apartments is the anticipated specification as at the date this brochure was prepared, but may be subject to change in accordance with permitted variances under the apartment sale contracts. Dimensions shown in any text or plan are approximate sizes only and actual sizes may be different once constructed (although it is not anticipated that any apartments will be reduced by more than 5% in size). Computer generated images and photos are indicative only. All sales remain subject to contract. All information regarding prospective commercial or retail tenants represents current intention only, and the final identity of the tenants may change. Furniture shown in Computer Generated Images and photos is not included in sales. Royal Wharf is a marketing name only and will not necessarily form part of the approved postal address. Neither the agents nor any person in their employ has any authority to make or give any representation warranty or guarantee (whether written or oral) in respect of or in relation to the development (or any parts thereof). © 2014 Royal Wharf

www.royalwharf.com

2 BEDROOM

16B
05.02

Internal Area:
81.6 SqM / 878 SqFt
Living Area:
4380 mm x 9110 mm
Bedroom 1:
2960 mm x 5065 mm
Bedroom 2:
2845 mm x 3915 mm
Balcony:
29.7 SqM / 320 SqFt

2 BEDROOM

16B
05.03

Internal Area:
75.5 SqM / 813 SqFt
Living Area:
5410 mm x 7310 mm
Bedroom 1:
2850 mm x 5070 mm
Bedroom 2:
3085 mm x 3915 mm
Balcony:
18.4 SqM / 198 SqFt

16B
05.04

1 BEDROOM

Internal Area:
54.1 SqM / 582 SqFt
Living Area:
4405 mm x 7310 mm
Bedroom 1:
2900 mm x 5070 mm
Balcony:
5.8 SqM / 62 SqFt

16B
05.05

1 BEDROOM

Internal Area:
54.1 SqM / 582 SqFt
Living Area:
4405 mm x 7310 mm
Bedroom 1:
2900 mm x 5070 mm
Balcony:
5.8 SqM / 62 SqFt

16B
05.01

3 BEDROOM

Internal Area:
110.6 SqM / 1190 SqFt
Living Area:
5800 mm x 7310 mm
Bedroom 1:
3500 mm x 4780 mm
Bedroom 2:
3000 mm x 3915 mm
Bedroom 3:
3000 mm x 3915 mm
Balcony:
23.8 SqM / 256 SqFt

16B
05.07

2 BEDROOM

Internal Area:
78 SqM / 840 SqFt
Living Area:
4615 mm x 7485 mm
Bedroom 1:
3740 mm x 4195 mm
Bedroom 2:
3170 mm x 3790 mm
Balcony:
14.2 SqM / 153 SqFt

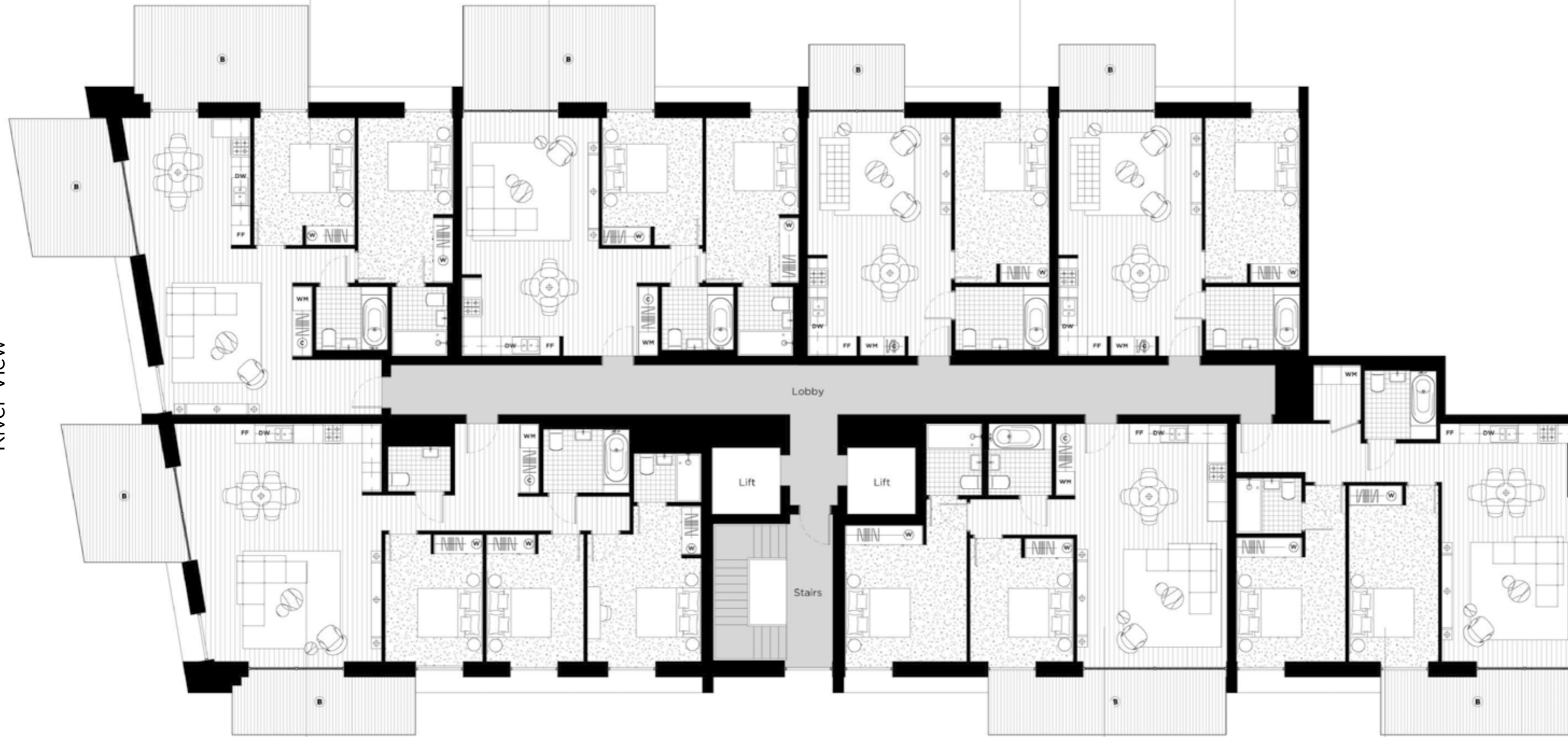
16B
05.06

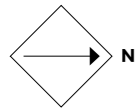
2 BEDROOM

Internal Area:
82.4 SqM / 887 SqFt
Living Area:
4030 mm x 7485 mm
Bedroom 1:
3350 mm x 3815 mm
Bedroom 2:
2750 mm x 5410 mm
Balcony:
11.4 SqM / 123 SqFt

River View

	08
	07
	06
	05
	04
	03
	02
	01
	GF





ROYAL WHARF
LONDON

Thameside House

FLOOR CORE

06 B

LEGEND

- C: Cupboard
- W: Wardrobe
- FF: Fridge Freezer
- WM: Washer / Dryer
- B: Balcony
- T: Terrace

NOTES



Disclaimer

This brochure and the information contained in it does not form part of any contract, and while reasonable effort has been made to ensure accuracy, this cannot be guaranteed and no representation or warranty is made in that regard. Apartment designs and layouts are indicative only and may change. The specification of the apartments is the anticipated specification as at the date this brochure was prepared, but may be subject to change in accordance with permitted variances under the apartment sale contracts. Dimensions shown in any text or plan are approximate sizes only and actual sizes may be different once constructed (although it is not anticipated that any apartments will be reduced by more than 5% in size). Computer generated images and photos are indicative only. All sales remain subject to contract. All information regarding prospective commercial or retail tenants represents current intention only, and the final identity of the tenants may change. Furniture shown in Computer Generated Images and photos is not included in sales. Royal Wharf is a marketing name only and will not necessarily form part of the approved postal address. Neither the agents nor any person in their employ has any authority to make or give any representation warranty or guarantee (whether written or oral) in respect of or in relation to the development (or any parts thereof). © 2014 Royal Wharf

www.royalwharf.com

River View

2 BEDROOM
Internal Area:
81.6 SqM / 878 SqFt
Living Area:
4380 mm x 9110 mm
Bedroom 1:
2960 mm x 5240 mm
Bedroom 2:
2845 mm x 3915 mm
Balcony:
31.8 SqM / 342 SqFt

16B
06.02

2 BEDROOM
Internal Area:
75.6 SqM / 814 SqFt
Living Area:
5410 mm x 7310 mm
Bedroom 1:
2850 mm x 5065 mm
Bedroom 2:
3045 mm x 3945 mm
Balcony:
18.4 SqM / 198 SqFt

16B
06.03

1 BEDROOM
Internal Area:
54.1 SqM / 582 SqFt
Living Area:
4405 mm x 7310 mm
Bedroom 1:
2900 mm x 5070 mm
Balcony:
5.8 SqM / 62 SqFt

16B
06.04

1 BEDROOM
Internal Area:
54.1 SqM / 582 SqFt
Living Area:
4405 mm x 7310 mm
Bedroom 1:
2900 mm x 5070 mm
Balcony:
5.8 SqM / 62 SqFt

16B
06.05

16B
06.01

3 BEDROOM
Internal Area:
110.6 SqM / 1190 SqFt
Living Area:
5800 mm x 7310 mm
Bedroom 1:
3500 mm x 4780 mm
Bedroom 2:
3000 mm x 3915 mm
Bedroom 3:
3000 mm x 3915 mm
Balcony:
30.8 SqM / 332 SqFt

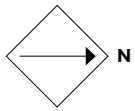
16B
06.07

2 BEDROOM
Internal Area:
78 SqM / 840 SqFt
Living Area:
5590 mm x 7310 mm
Bedroom 1:
2845 mm x 5065 mm
Bedroom 2:
3085 mm x 3915 mm
Balcony:
14.2 SqM / 153 SqFt

16B
06.06

2 BEDROOM
Internal Area:
82.4 SqM / 887 SqFt
Living Area:
5545 mm x 9110 mm
Bedroom 1:
2960 mm x 4990 mm
Bedroom 2:
3135 mm x 3840 mm
Balcony:
11.4 SqM / 123 SqFt

08
07
06
05
04
03
02
01
GF



ROYAL WHARF

LONDON

Thameside House

FLOOR CORE

07 B

LEGEND

- C: Cupboard
- W: Wardrobe
- FF: Fridge Freezer
- WM: Washer / Dryer
- B: Balcony
- T: Terrace

NOTES



Disclaimer

This brochure and the information contained in it does not form part of any contract, and while reasonable effort has been made to ensure accuracy, this cannot be guaranteed and no representation or warranty is made in that regard. Apartment designs and layouts are indicative only and may change. The specification of the apartments is the anticipated specification as at the date this brochure was prepared, but may be subject to change in accordance with permitted variances under the apartment sale contracts. Dimensions shown in any text or plan are approximate sizes only and actual sizes may be different once constructed (although it is not anticipated that any apartments will be reduced by more than 5% in size). Computer generated images and photos are indicative only. All sales remain subject to contract. All information regarding prospective commercial or retail tenants represents current intention only, and the final identity of the tenants may change. Furniture shown in Computer Generated Images and photos is not included in sales. Royal Wharf is a marketing name only and will not necessarily form part of the approved postal address. Neither the agents nor any person in their employ has any authority to make or give any representation warranty or guarantee (whether written or oral) in respect of or in relation to the development (or any parts thereof). © 2014 Royal Wharf

www.royalwharf.com

2 BEDROOM

16B 07.02
Internal Area: 81.6 SqM / 878 SqFt
Living Area: 4380 mm x 9110 mm
Bedroom 1: 2960 mm x 5065 mm
Bedroom 2: 2845 mm x 3915 mm
Balcony: 29.7 SqM / 320 SqFt

2 BEDROOM

16B 07.03
Internal Area: 75.5 SqM / 813 SqFt
Living Area: 5410 mm x 7310 mm
Bedroom 1: 2850 mm x 5070 mm
Bedroom 2: 3085 mm x 3915 mm
Balcony: 18.4 SqM / 198 SqFt

16B 07.04

1 BEDROOM

Internal Area: 54.1 SqM / 582 SqFt
Living Area: 4405 mm x 7310 mm
Bedroom 1: 2900 mm x 5070 mm
Balcony: 5.8 SqM / 62 SqFt

16B 07.05

1 BEDROOM

Internal Area: 54.1 SqM / 582 SqFt
Living Area: 4405 mm x 7310 mm
Bedroom 1: 2900 mm x 5070 mm
Balcony: 5.8 SqM / 62 SqFt

16B 07.01

3 BEDROOM

Internal Area: 110.6 SqM / 1190 SqFt
Living Area: 5800 mm x 7310 mm
Bedroom 1: 3500 mm x 4780 mm
Bedroom 2: 3000 mm x 3915 mm
Bedroom 3: 3000 mm x 3915 mm
Balcony: 23.8 SqM / 256 SqFt

16B 07.07

2 BEDROOM

Internal Area: 78 SqM / 840 SqFt
Living Area: 4615 mm x 7485 mm
Bedroom 1: 3740 mm x 4195 mm
Bedroom 2: 3170 mm x 3790 mm
Balcony: 14.2 SqM / 153 SqFt

16B 07.06

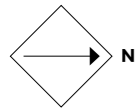
2 BEDROOM

Internal Area: 82.4 SqM / 887 SqFt
Living Area: 4030 mm x 7485 mm
Bedroom 1: 3350 mm x 3815 mm
Bedroom 2: 2750 mm x 5410 mm
Balcony: 11.4 SqM / 123 SqFt



River View

08
07
06
05
04
03
02
01
GF



2 BEDROOM

Internal Area:
81.6 SqM / 878 SqFt
Living Area:
4380 mm x 9110 mm
Bedroom 1:
2960 mm x 5240 mm
Bedroom 2:
2845 mm x 3915 mm
Balcony:
31.8 SqM x 342 SqFt

16B
08.02

2 BEDROOM

Internal Area:
75.6 SqM / 814 SqFt
Living Area:
5410 mm x 7310 mm
Bedroom 1:
2850 mm x 5065 mm
Bedroom 2:
3045 mm x 3945 mm
Balcony:
18.4 SqM / 198 SqFt

16B
08.03

16B
08.04

1 BEDROOM

Internal Area:
54.1 SqM / 582 SqFt
Living Area:
4405 mm x 7310 mm
Bedroom 1:
2900 mm x 5070 mm
Balcony:
5.8 SqM / 62 SqFt

16B
08.05

1 BEDROOM

Internal Area:
54.1 SqM / 582 SqFt
Living Area:
4405 mm x 7310 mm
Bedroom 1:
2900 mm x 5070 mm
Balcony:
5.8 SqM / 62 SqFt

Thameside House

FLOOR CORE

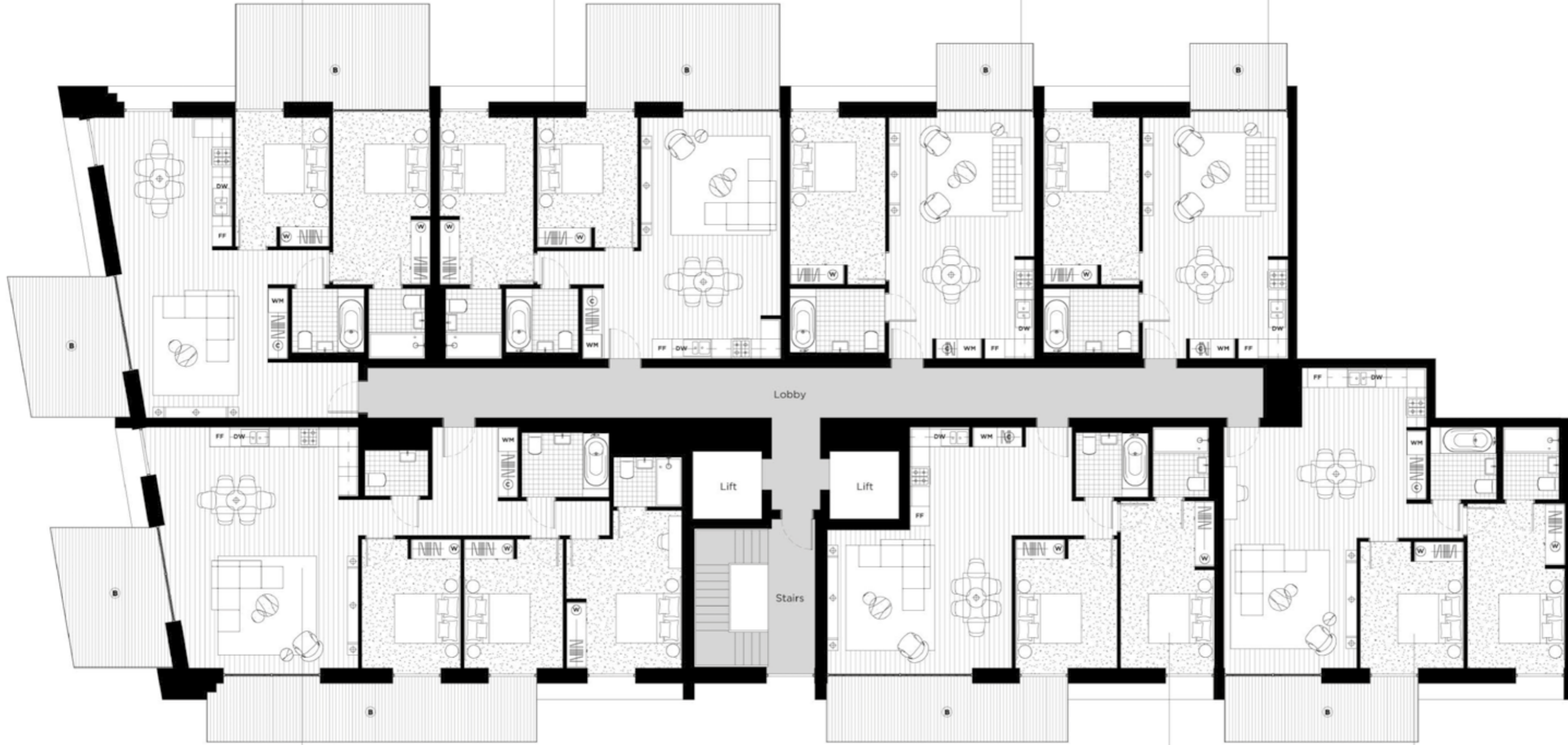
08 B

LEGEND

- C: Cupboard
- W: Wardrobe
- FF: Fridge Freezer
- WM: Washer / Dryer
- B: Balcony
- T: Terrace

NOTES

River View



16B
08.01

3 BEDROOM

Internal Area:
110.6 SqM / 1190 SqFt
Living Area:
5800 mm x 7310 mm
Bedroom 1:
3500 mm x 4780 mm
Bedroom 2:
3000 mm x 3915 mm
Bedroom 3:
3000 mm x 3915 mm
Balcony:
30.8 SqM / 332 SqFt

16B
08.07

2 BEDROOM

Internal Area:
78 SqM / 840 SqFt
Living Area:
5590 mm x 7310 mm
Bedroom 1:
2845 mm x 5065 mm
Bedroom 2:
3085 mm x 3915 mm
Balcony:
14.2 SqM / 153 SqFt

16B
08.06

2 BEDROOM

Internal Area:
82.4 SqM / 887 SqFt
Living Area:
5545 mm x 9110 mm
Bedroom 1:
2960 mm x 4990 mm
Bedroom 2:
3135 mm x 3840 mm
Balcony:
11.4 SqM / 123 SqFt

08
07
06
05
04
03
02
01
GF



Disclaimer

This brochure and the information contained in it does not form part of any contract, and while reasonable effort has been made to ensure accuracy, this cannot be guaranteed and no representation or warranty is made in that regard. Apartment designs and layouts are indicative only and may change. The specification of the apartments is the anticipated specification as at the date this brochure was prepared, but may be subject to change in accordance with permitted variances under the apartment sale contracts. Dimensions shown in any text or plan are approximate sizes only and actual sizes may be different once constructed (although it is not anticipated that any apartments will be reduced by more than 5% in size). Computer generated images and photos are indicative only. All sales remain subject to contract. All information regarding prospective commercial or retail tenants represents current intention only, and the final identity of the tenants may change. Furniture shown in Computer Generated Images and photos is not included in sales. Royal Wharf is a marketing name only and will not necessarily form part of the approved postal address. Neither the agents nor any person in their employ has any authority to make or give any representation warranty or guarantee (whether written or oral) in respect of or in relation to the development (or any parts thereof). © 2014 Royal Wharf

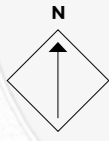


ROYAL WHARF

LONDON

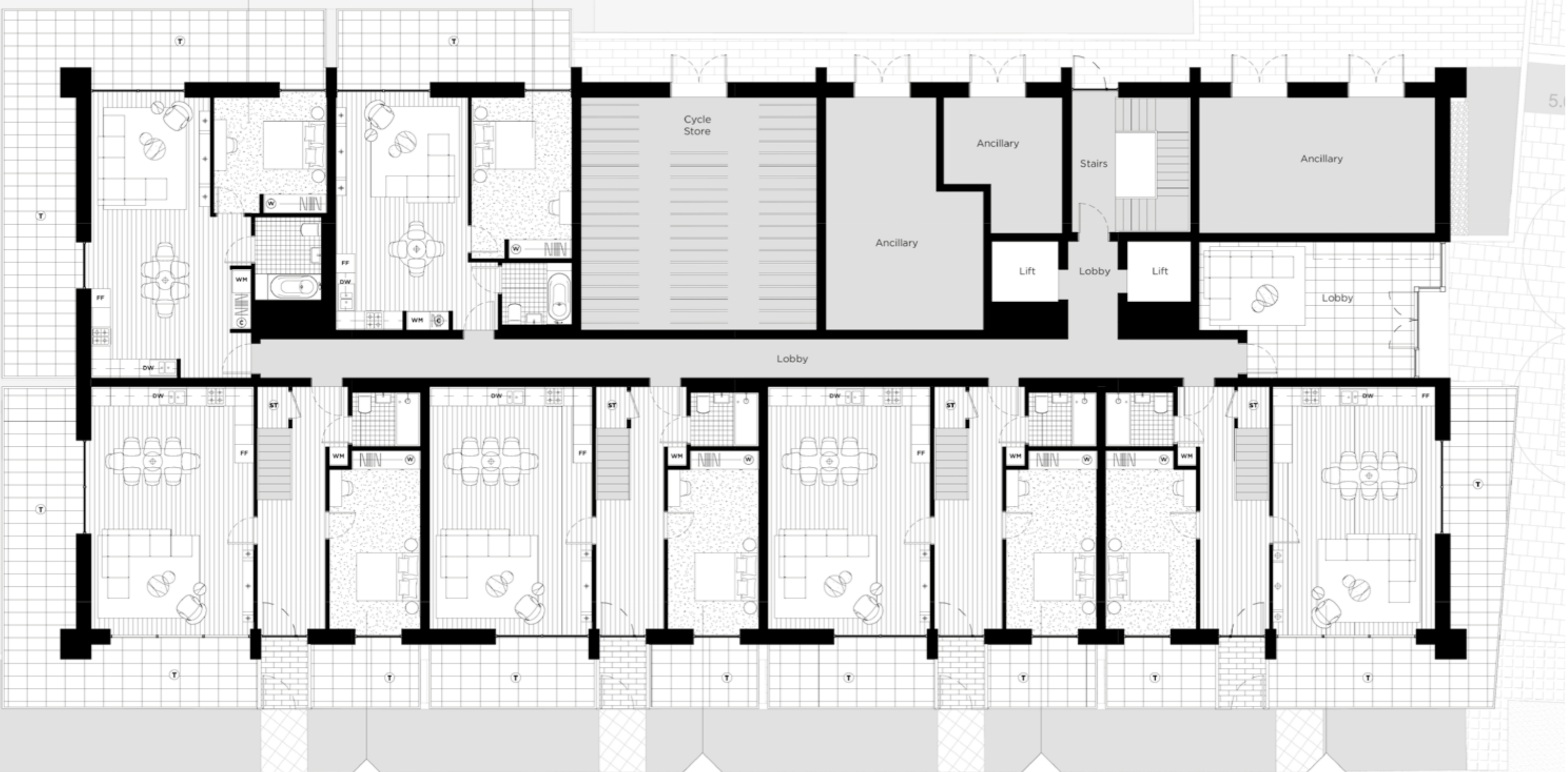
Thameside House

CORE C



16C GF.05 1 BEDROOM
 Internal Area: 59.3 SqM / 638 SqFt
 Living Area: 8810 mm x 5015 mm
 Bedroom 1: 3550 mm x 3640 mm
 Terrace: 45.6 SqM / 491 SqFt

16C GF.06 1 BEDROOM
 Internal Area: 54.1 SqM / 582 SqFt
 Living Area: 7310 mm x 4150 mm
 Bedroom 1: 3150 mm x 5070 mm
 Terrace: 17.8 SqM / 192 SqFt



16C GF.04 4 BEDROOM DUPLEX L
 Internal Area: 157.2 SqM / 1692 SqFt
 Living Area: 5100 mm x 7610 mm
 Bedroom 1: 2860 mm x 5620 mm
 Bedroom 2: 3510 mm x 6045 mm
 Bedroom 3: 3130 mm x 5815 mm
 Bedroom 4: 3475 mm x 3695 mm
 Terrace: 46.8 SqM / 504 SqFt

16C GF.03 4 BEDROOM DUPLEX L
 Internal Area: 157.2 SqM / 1692 SqFt
 Living Area: 5110 mm x 7610 mm
 Bedroom 1: 2860 mm x 5620 mm
 Bedroom 2: 3510 mm x 6045 mm
 Bedroom 3: 3130 mm x 5815 mm
 Bedroom 4: 3475 mm x 3695 mm
 Terrace: 18.4 SqM / 198 SqFt

16C GF.02 4 BEDROOM DUPLEX L
 Internal Area: 157.2 SqM / 1692 SqFt
 Living Area: 5110 mm x 7610 mm
 Bedroom 1: 2860 mm x 5620 mm
 Bedroom 2: 3510 mm x 6045 mm
 Bedroom 3: 3130 mm x 5815 mm
 Bedroom 4: 3475 mm x 3695 mm
 Terrace: 18.4 SqM / 198 SqFt

16C GF.01 4 BEDROOM DUPLEX L
 Internal Area: 157.2 SqM / 1692 SqFt
 Living Area: 5110 mm x 7610 mm
 Bedroom 1: 2860 mm x 5620 mm
 Bedroom 2: 3510 mm x 6045 mm
 Bedroom 3: 3130 mm x 5815 mm
 Bedroom 4: 3475 mm x 3695 mm
 Terrace: 37.4 SqM / 403 SqFt

- 08
- 07
- 06
- 04
- 05
- 03
- 02
- 01
- GF

River View



ROYAL WHARF
LONDON

Thameside House

FLOOR CORE

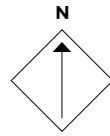
GF C

- LEGEND**
 C: Cupboard
 W: Wardrobe
 FF: Fridge Freezer
 WM: Washer / Dryer
 B: Balcony
 T: Terrace

NOTES



Disclaimer
 This brochure and the information contained in it does not form part of any contract, and while reasonable effort has been made to ensure accuracy, this cannot be guaranteed and no representation or warranty is made in that regard. Apartment designs and layouts are indicative only and may change. The specification of the apartments is the anticipated specification as at the date this brochure was prepared, but may be subject to change in accordance with permitted variances under the apartment sale contracts. Dimensions shown in any text or plan are approximate sizes only and actual sizes may be different once constructed (although it is not anticipated that any apartments will be reduced by more than 5% in size). Computer generated images and photos are indicative only. All sales remain subject to contract. All information regarding prospective commercial or retail tenants represents current intention only, and the final identity of the tenants may change. Furniture shown in Computer Generated Images and photos is not included in sales. Royal Wharf is a marketing name only and will not necessarily form part of the approved postal address. Neither the agents nor any person in their employ has any authority to make or give any representation warranty or guarantee (whether written or oral) in respect of or in relation to the development (or any parts thereof). © 2014 Royal Wharf
www.royalwharf.com



ROYAL WHARF
LONDON

Thameside House

FLOOR CORE

01 C

LEGEND

- C: Cupboard
- W: Wardrobe
- FF: Fridge Freezer
- WM: Washer / Dryer
- B: Balcony
- T: Terrace

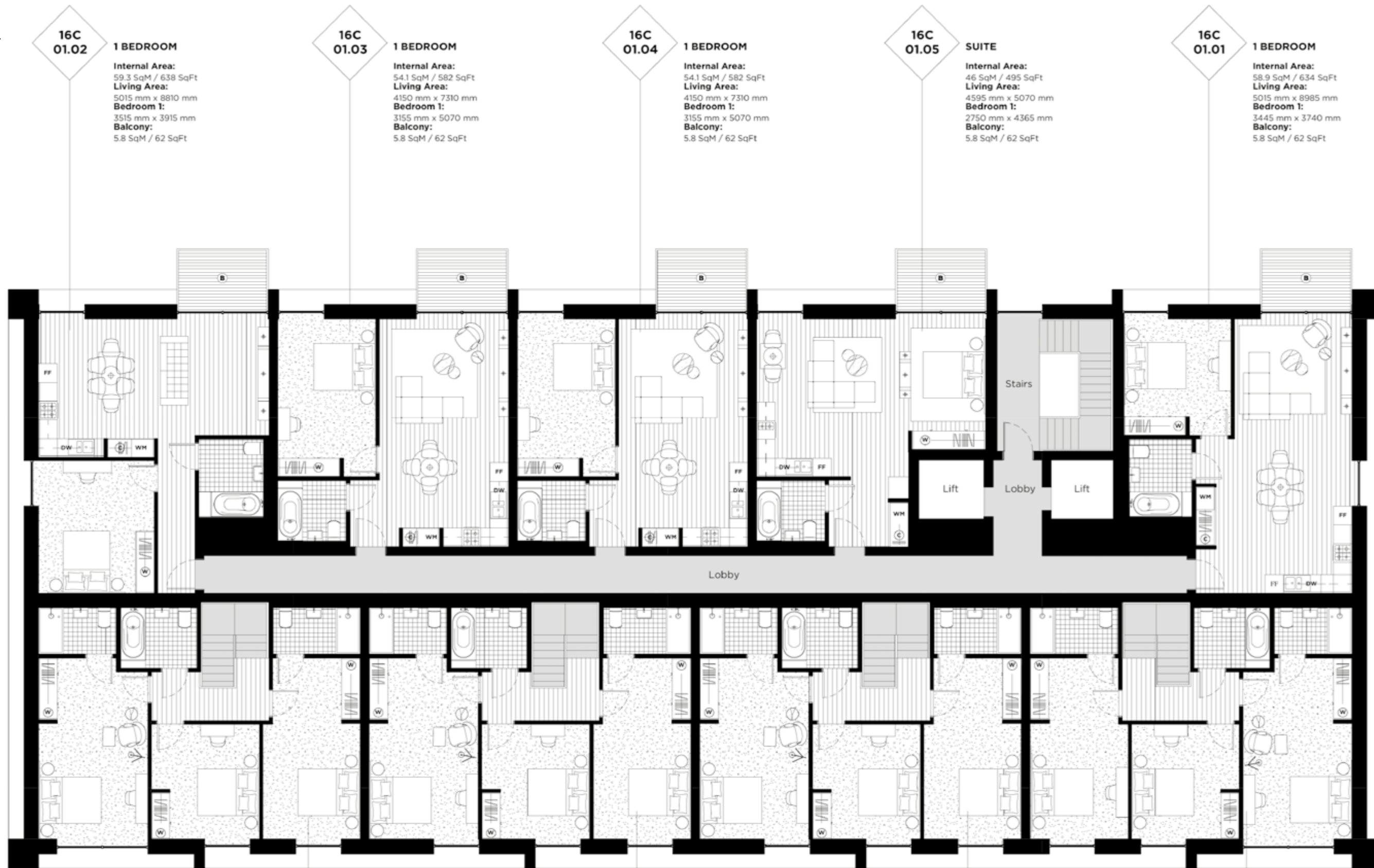
NOTES



Disclaimer

This brochure and the information contained in it does not form part of any contract, and while reasonable effort has been made to ensure accuracy, this cannot be guaranteed and no representation or warranty is made in that regard. Apartment designs and layouts are indicative only and may change. The specification of the apartments is the anticipated specification as at the date this brochure was prepared, but may be subject to change in accordance with permitted variances under the apartment sale contracts. Dimensions shown in any text or plan are approximate sizes only and actual sizes may be different once constructed (although it is not anticipated that any apartments will be reduced by more than 5% in size). Computer generated images and photos are indicative only. All sales remain subject to contract. All information regarding prospective commercial or retail tenants represents current intention only, and the final identity of the tenants may change. Furniture shown in Computer Generated Images and photos is not included in sales. Royal Wharf is a marketing name only and will not necessarily form part of the approved postal address. Neither the agents nor any person in their employ has any authority to make or give any representation warranty or guarantee (whether written or oral) in respect of or in relation to the development (or any parts thereof). © 2014 Royal Wharf

www.royalwharf.com



16C 01.02
1 BEDROOM
Internal Area:
59.3 SqM / 638 SqFt
Living Area:
5015 mm x 8810 mm
Bedroom 1:
3515 mm x 3915 mm
Balcony:
5.8 SqM / 62 SqFt

16C 01.03
1 BEDROOM
Internal Area:
54.1 SqM / 582 SqFt
Living Area:
4150 mm x 7310 mm
Bedroom 1:
3155 mm x 5070 mm
Balcony:
5.8 SqM / 62 SqFt

16C 01.04
1 BEDROOM
Internal Area:
54.1 SqM / 582 SqFt
Living Area:
4150 mm x 7310 mm
Bedroom 1:
3155 mm x 5070 mm
Balcony:
5.8 SqM / 62 SqFt

16C 01.05
SUITE
Internal Area:
46 SqM / 495 SqFt
Living Area:
4595 mm x 5070 mm
Bedroom 1:
2750 mm x 4365 mm
Balcony:
5.8 SqM / 62 SqFt

16C 01.01
1 BEDROOM
Internal Area:
58.9 SqM / 634 SqFt
Living Area:
5015 mm x 8985 mm
Bedroom 1:
3445 mm x 3740 mm
Balcony:
5.8 SqM / 62 SqFt

River View

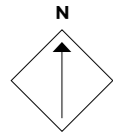
16C 01.04
4 BEDROOM DUPLEX U
Internal Area:
157.2 SqM / 1692 SqFt
Living Area:
5100 mm x 7610 mm
Bedroom 1:
2860 mm x 5620 mm
Bedroom 2:
3510 mm x 6045 mm
Bedroom 3:
3130 mm x 5815 mm
Bedroom 4:
3475 mm x 3695 mm
Terrace:
46.8 SqM / 504 SqFt

16C 01.03
4 BEDROOM DUPLEX U
Internal Area:
157.2 SqM / 1692 SqFt
Living Area:
5110 mm x 7610 mm
Bedroom 1:
2860 mm x 5620 mm
Bedroom 2:
3510 mm x 6045 mm
Bedroom 3:
3130 mm x 5815 mm
Bedroom 4:
3475 mm x 3695 mm
Terrace:
18.4 SqM / 198 SqFt

16C 01.02
4 BEDROOM DUPLEX U
Internal Area:
157.2 SqM / 1692 SqFt
Living Area:
5110 mm x 7610 mm
Bedroom 1:
2860 mm x 5620 mm
Bedroom 2:
3510 mm x 6045 mm
Bedroom 3:
3130 mm x 5815 mm
Bedroom 4:
3475 mm x 3695 mm
Terrace:
18.4 SqM / 198 SqFt

16C 01.01
4 BEDROOM DUPLEX U
Internal Area:
157.2 SqM / 1692 SqFt
Living Area:
5110 mm x 7610 mm
Bedroom 1:
2860 mm x 5620 mm
Bedroom 2:
3510 mm x 6045 mm
Bedroom 3:
3130 mm x 5815 mm
Bedroom 4:
3475 mm x 3695 mm
Terrace:
37.4 SqM / 403 SqFt

08
07
06
05
04
03
02
01
GF



ROYAL WHARF
LONDON

Thameside House

FLOOR CORE

02 C

LEGEND

- C: Cupboard
- W: Wardrobe
- FF: Fridge Freezer
- WM: Washer / Dryer
- B: Balcony
- T: Terrace

NOTES



Disclaimer

This brochure and the information contained in it does not form part of any contract, and while reasonable effort has been made to ensure accuracy, this cannot be guaranteed and no representation or warranty is made in that regard. Apartment designs and layouts are indicative only and may change. The specification of the apartments is the anticipated specification as at the date this brochure was prepared, but may be subject to change in accordance with permitted variances under the apartment sale contracts. Dimensions shown in any text or plan are approximate sizes only and actual sizes may be different once constructed (although it is not anticipated that any apartments will be reduced by more than 5% in size). Computer generated images and photos are indicative only. All sales remain subject to contract. All information regarding prospective commercial or retail tenants represents current intention only, and the final identity of the tenants may change. Furniture shown in Computer Generated Images and photos is not included in sales. Royal Wharf is a marketing name only and will not necessarily form part of the approved postal address. Neither the agents nor any person in their employ has any authority to make or give any representation warranty or guarantee (whether written or oral) in respect of or in relation to the development (or any parts thereof). © 2014 Royal Wharf

www.royalwharf.com

16C 02.05

3 BEDROOM
Internal Area: 98.9 SqM / 1065 SqFt
Living Area: 5015 mm x 7880 mm
Bedroom 1: 3595 mm x 4355 mm
Bedroom 2: 3695 mm x 3640 mm
Bedroom 3: 3595 mm x 2900 mm
Balcony: 15.2 SqM / 164 SqFt

16C 02.06

1 BEDROOM
Internal Area: 54.1 SqM / 582 SqFt
Living Area: 4150 mm x 7485 mm
Bedroom 1: 3150 mm x 5070 mm
Balcony: 5.8 SqM / 62 SqFt

16C 02.07

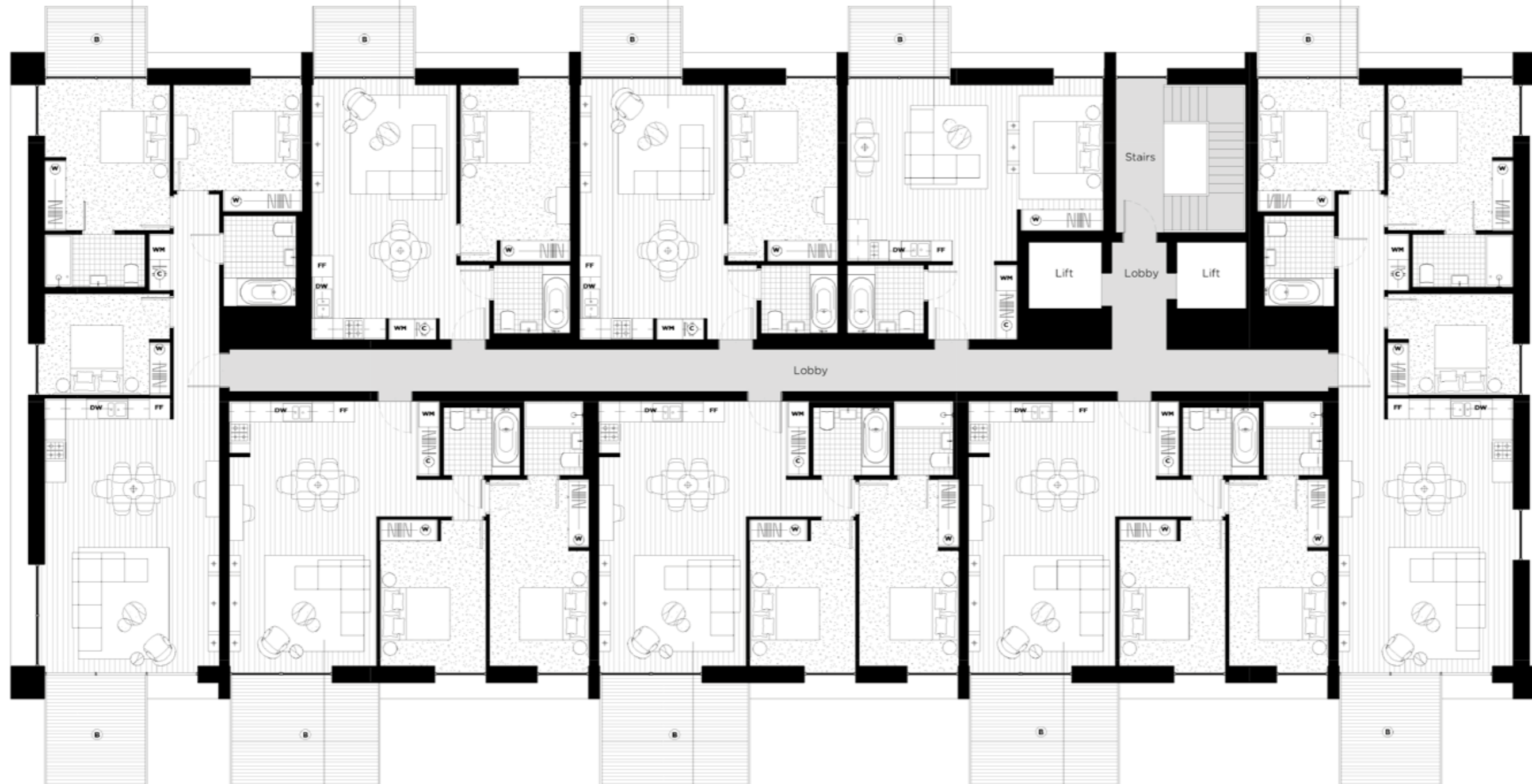
1 BEDROOM
Internal Area: 54.1 SqM / 582 SqFt
Living Area: 4150 mm x 7485 mm
Bedroom 1: 3150 mm x 5070 mm
Balcony: 5.8 SqM / 62 SqFt

16C 02.08

SUITE
Internal Area: 46 SqM / 495 SqFt
Living Area: 4495 mm x 5070 mm
Bedroom 1: 2750 mm x 4195 mm
Balcony: 5.8 SqM / 62 SqFt

16C 02.01

3 BEDROOM
Internal Area: 98.4 SqM / 1059 SqFt
Living Area: 5015 mm x 7880 mm
Bedroom 1: 3595 mm x 4185 mm
Bedroom 2: 3625 mm x 3815 mm
Bedroom 3: 3595 mm x 2900 mm
Balcony: 15.2 SqM / 164 SqFt



16C 02.04

2 BEDROOM
Internal Area: 78.7 SqM / 847 SqFt
Living Area: 5375 mm x 7610 mm
Bedroom 1: 2865 mm x 5370 mm
Bedroom 2: 3040 mm x 4215 mm
Balcony: 13.4 SqM / 144 SqFt

16C 02.03

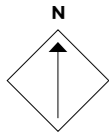
2 BEDROOM
Internal Area: 78.7 SqM / 847 SqFt
Living Area: 5375 mm x 7610 mm
Bedroom 1: 2865 mm x 5370 mm
Bedroom 2: 3040 mm x 4215 mm
Balcony: 13.4 SqM / 144 SqFt

16C 02.02

2 BEDROOM
Internal Area: 78.7 SqM / 847 SqFt
Living Area: 5375 mm x 7610 mm
Bedroom 1: 2865 mm x 5370 mm
Bedroom 2: 3040 mm x 4215 mm
Balcony: 13.4 SqM / 144 SqFt

River View

08
07
06
05
04
03
02
01
GF



ROYAL WHARF
LONDON

Thameside House

FLOOR CORE

03 C

LEGEND

- C: Cupboard
- W: Wardrobe
- FF: Fridge Freezer
- WM: Washer / Dryer
- B: Balcony
- T: Terrace

NOTES



Disclaimer

This brochure and the information contained in it does not form part of any contract, and while reasonable effort has been made to ensure accuracy, this cannot be guaranteed and no representation or warranty is made in that regard. Apartment designs and layouts are indicative only and may change. The specification of the apartments is the anticipated specification as at the date this brochure was prepared, but may be subject to change in accordance with permitted variances under the apartment sale contracts. Dimensions shown in any text or plan are approximate sizes only and actual sizes may be different once constructed (although it is not anticipated that any apartments will be reduced by more than 5% in size). Computer generated images and photos are indicative only. All sales remain subject to contract. All information regarding prospective commercial or retail tenants represents current intention only, and the final identity of the tenants may change. Furniture shown in Computer Generated Images and photos is not included in sales. Royal Wharf is a marketing name only and will not necessarily form part of the approved postal address. Neither the agents nor any person in their employ has any authority to make or give any representation warranty or guarantee (whether written or oral) in respect of or in relation to the development (or any parts thereof). © 2014 Royal Wharf

www.royalwharf.com

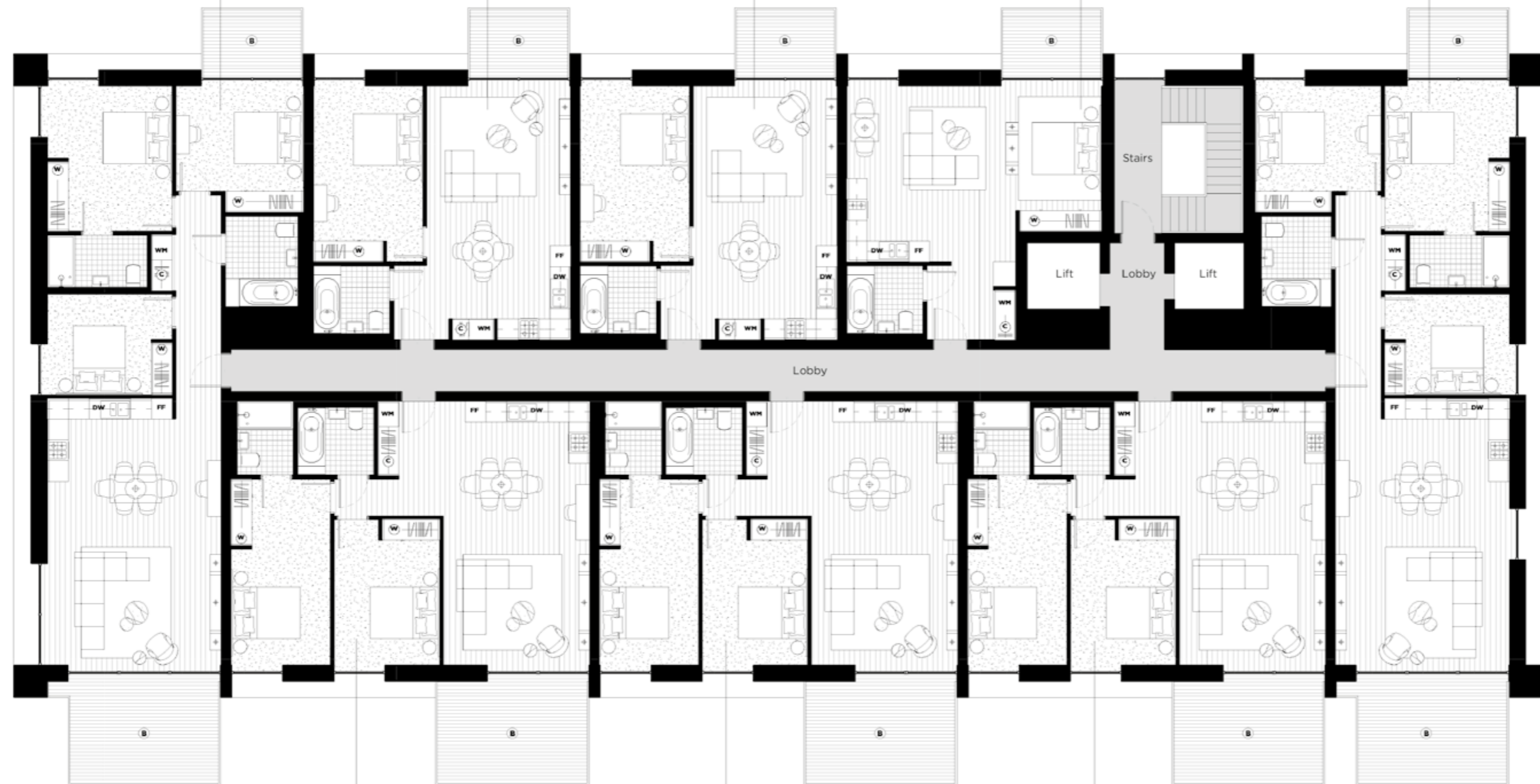
16C 03.05 3 BEDROOM
Internal Area: 98.9 SqM / 1065 SqFt
Living Area: 5015 mm x 7880 mm
Bedroom 1: 3595 mm x 4185 mm
Bedroom 2: 3695 mm x 3815 mm
Bedroom 3: 3595 mm x 2900 mm
Balcony: 20.2 SqM / 217 SqFt

16C 03.06 1 BEDROOM
Internal Area: 54.1 SqM / 582 SqFt
Living Area: 4150 mm x 7485 mm
Bedroom 1: 3155 mm x 5070 mm
Balcony: 5.8 SqM / 62 SqFt

16C 03.07 1 BEDROOM
Internal Area: 54.1 SqM / 582 SqFt
Living Area: 4150 mm x 7485 mm
Bedroom 1: 3155 mm x 5070 mm
Balcony: 5.8 SqM / 62 SqFt

16C 03.08 SUITE
Internal Area: 46 SqM / 495 SqFt
Living Area: 4595 mm x 5070 mm
Bedroom 1: 2750 mm x 4365 mm
Balcony: 7.3 SqM / 78 SqFt

16C 03.01 3 BEDROOM
Internal Area: 98.4 SqM / 1059 SqFt
Living Area: 5015 mm x 7880 mm
Bedroom 1: 3595 mm x 4355 mm
Bedroom 2: 3625 mm x 3640 mm
Bedroom 3: 3595 mm x 2900 mm
Balcony: 20.2 SqM / 217 SqFt



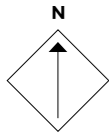
16C 03.04 2 BEDROOM
Internal Area: 78.7 SqM / 847 SqFt
Living Area: 5500 mm x 7795 mm
Bedroom 1: 2865 mm x 5370 mm
Bedroom 2: 3040 mm x 4215 mm
Balcony: 13.7 SqM / 147 SqFt

16C 03.03 2 BEDROOM
Internal Area: 78.7 SqM / 847 SqFt
Living Area: 5500 mm x 7795 mm
Bedroom 1: 2865 mm x 5370 mm
Bedroom 2: 3040 mm x 4215 mm
Balcony: 13.7 SqM / 147 SqFt

16C 03.02 2 BEDROOM
Internal Area: 78.7 SqM / 847 SqFt
Living Area: 5500 mm x 7795 mm
Bedroom 1: 2865 mm x 5370 mm
Bedroom 2: 3040 mm x 4215 mm
Balcony: 13.7 SqM / 147 SqFt

River View

08
07
06
05
04
03
02
01
GF



ROYAL WHARF

LONDON

Thameside House

FLOOR CORE

04 C

LEGEND

- C: Cupboard
- W: Wardrobe
- FF: Fridge Freezer
- WM: Washer / Dryer
- B: Balcony
- T: Terrace

NOTES



Disclaimer

This brochure and the information contained in it does not form part of any contract, and while reasonable effort has been made to ensure accuracy, this cannot be guaranteed and no representation or warranty is made in that regard. Apartment designs and layouts are indicative only and may change. The specification of the apartments is the anticipated specification as at the date this brochure was prepared, but may be subject to change in accordance with permitted variances under the apartment sale contracts. Dimensions shown in any text or plan are approximate sizes only and actual sizes may be different once constructed (although it is not anticipated that any apartments will be reduced by more than 5% in size). Computer generated images and photos are indicative only. All sales remain subject to contract. All information regarding prospective commercial or retail tenants represents current intention only, and the final identity of the tenants may change. Furniture shown in Computer Generated Images and photos is not included in sales. Royal Wharf is a marketing name only and will not necessarily form part of the approved postal address. Neither the agents nor any person in their employ has any authority to make or give any representation warranty or guarantee (whether written or oral) in respect of or in relation to the development (or any parts thereof). © 2014 Royal Wharf

www.royalwharf.com

16C 04.05
3 BEDROOM

Internal Area:
98.9 SqM / 1065 SqFt
Living Area:
5015 mm x 7880 mm
Bedroom 1:
3595 mm x 4355 mm
Bedroom 2:
3695 mm x 3640 mm
Bedroom 3:
3595 mm x 2900 mm
Balcony:
15.2 SqM / 164 SqFt

16C 04.06
1 BEDROOM

Internal Area:
54.1 SqM / 582 SqFt
Living Area:
4150 mm x 7485 mm
Bedroom 1:
3150 mm x 5070 mm
Balcony:
5.8 SqM / 62 SqFt

16C 04.07
1 BEDROOM

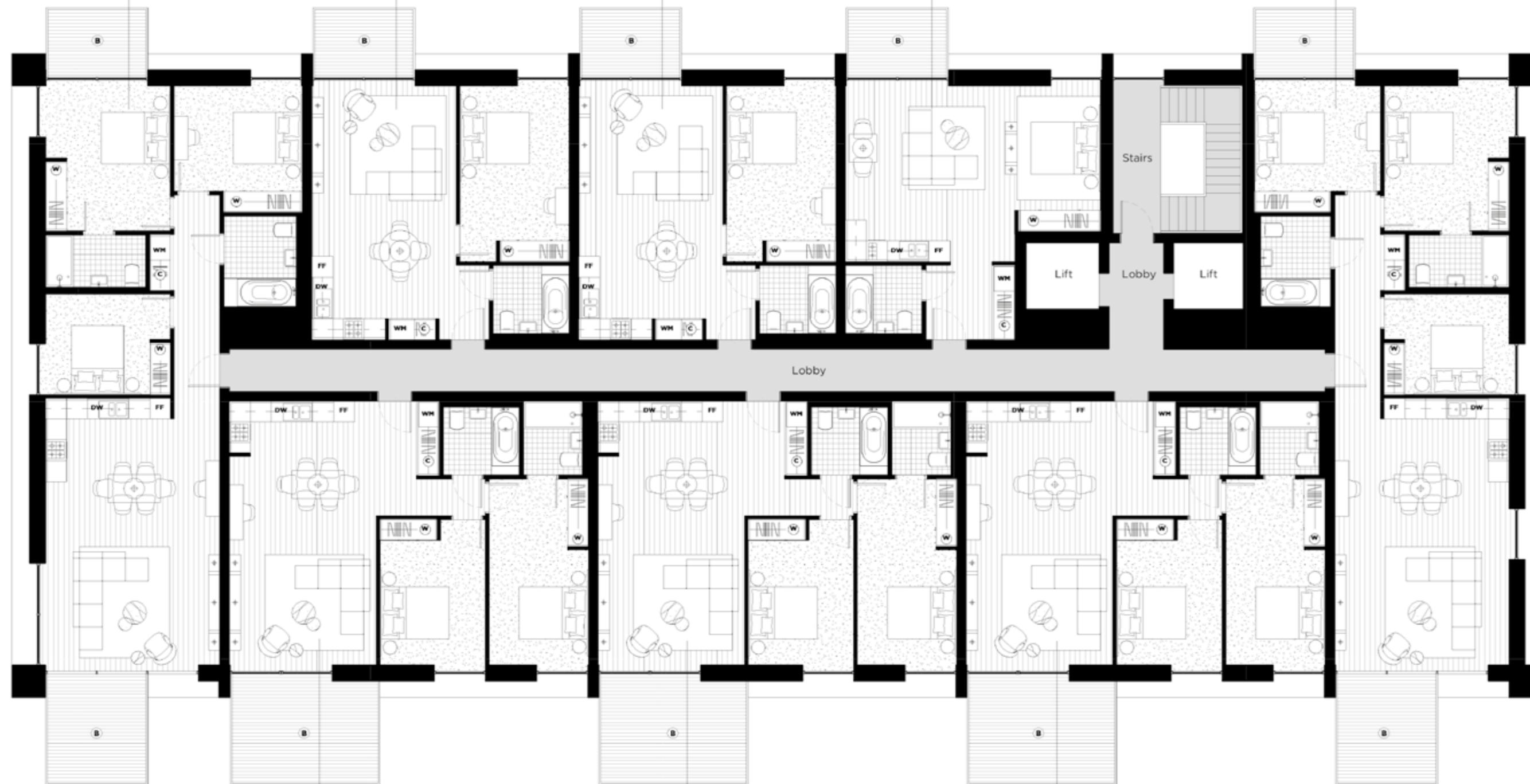
Internal Area:
54.1 SqM / 582 SqFt
Living Area:
4150 mm x 7485 mm
Bedroom 1:
3150 mm x 5070 mm
Balcony:
5.8 SqM / 62 SqFt

16C 04.08
SUITE

Internal Area:
46 SqM / 495 SqFt
Living Area:
4495 mm x 5070 mm
Bedroom 1:
2750 mm x 4195 mm
Balcony:
5.8 SqM / 62 SqFt

16C 04.01
3 BEDROOM

Internal Area:
98.4 SqM / 1059 SqFt
Living Area:
5015 mm x 7880 mm
Bedroom 1:
3595 mm x 4185 mm
Bedroom 2:
3625 mm x 3815 mm
Bedroom 3:
3595 mm x 2900 mm
Balcony:
15.2 SqM / 164 SqFt



16C 04.04
2 BEDROOM

Internal Area:
78.7 SqM / 847 SqFt
Living Area:
5375 mm x 7610 mm
Bedroom 1:
2865 mm x 5370 mm
Bedroom 2:
3040 mm x 4215 mm
Balcony:
13.4 SqM / 144 SqFt

16C 04.03
2 BEDROOM

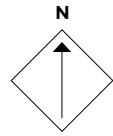
Internal Area:
78.7 SqM / 847 SqFt
Living Area:
5375 mm x 7610 mm
Bedroom 1:
2865 mm x 5370 mm
Bedroom 2:
3040 mm x 4215 mm
Balcony:
13.4 SqM / 144 SqFt

16C 04.02
2 BEDROOM

Internal Area:
78.7 SqM / 847 SqFt
Living Area:
5375 mm x 7610 mm
Bedroom 1:
2865 mm x 5370 mm
Bedroom 2:
3040 mm x 4215 mm
Balcony:
13.4 SqM / 144 SqFt

River View

08
07
06
05
04
03
02
01
GF



ROYAL WHARF

LONDON

Thameside House

FLOOR CORE

05 C

LEGEND

- C: Cupboard
- W: Wardrobe
- FF: Fridge Freezer
- WM: Washer / Dryer
- B: Balcony
- T: Terrace

NOTES



Disclaimer

This brochure and the information contained in it does not form part of any contract, and while reasonable effort has been made to ensure accuracy, this cannot be guaranteed and no representation or warranty is made in that regard. Apartment designs and layouts are indicative only and may change. The specification of the apartments is the anticipated specification as at the date this brochure was prepared, but may be subject to change in accordance with permitted variances under the apartment sale contracts. Dimensions shown in any text or plan are approximate sizes only and actual sizes may be different once constructed (although it is not anticipated that any apartments will be reduced by more than 5% in size). Computer generated images and photos are indicative only. All sales remain subject to contract. All information regarding prospective commercial or retail tenants represents current intention only, and the final identity of the tenants may change. Furniture shown in Computer Generated Images and photos is not included in sales. Royal Wharf is a marketing name only and will not necessarily form part of the approved postal address. Neither the agents nor any person in their employ has any authority to make or give any representation warranty or guarantee (whether written or oral) in respect of or in relation to the development (or any parts thereof). © 2014 Royal Wharf

www.royalwharf.com

16C
05.05

3 BEDROOM

Internal Area:
98.9 SqM / 1065 SqFt
Living Area:
5015 mm x 7880 mm
Bedroom 1:
3595 mm x 4185 mm
Bedroom 2:
3695 mm x 3815 mm
Bedroom 3:
3595 mm x 2900 mm
Balcony:
20.2 SqM / 217 SqFt

16C
05.06

1 BEDROOM

Internal Area:
54.1 SqM / 582 SqFt
Living Area:
4150 mm x 7485 mm
Bedroom 1:
3155 mm x 5070 mm
Balcony:
5.8 SqM / 62 SqFt

16C
05.07

1 BEDROOM

Internal Area:
54.1 SqM / 582 SqFt
Living Area:
4150 mm x 7485 mm
Bedroom 1:
3155 mm x 5070 mm
Balcony:
5.8 SqM / 62 SqFt

16C
05.08

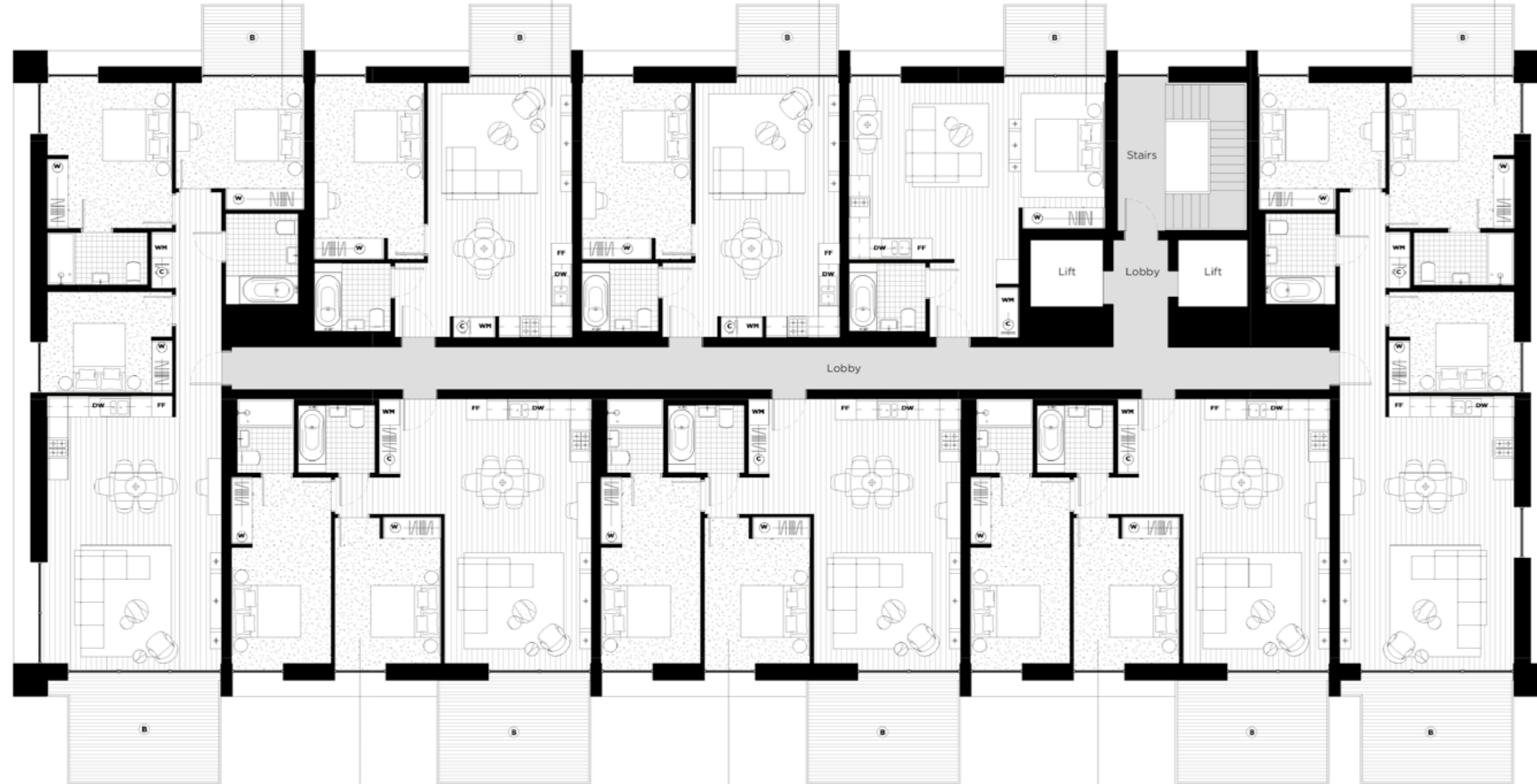
SUITE

Internal Area:
46 SqM / 495 SqFt
Living Area:
4595 mm x 5070 mm
Bedroom 1:
2750 mm x 4365 mm
Balcony:
7.3 SqM / 78 SqFt

16C
05.01

3 BEDROOM

Internal Area:
98.4 SqM / 1059 SqFt
Living Area:
5015 mm x 7880 mm
Bedroom 1:
3595 mm x 4355 mm
Bedroom 2:
3625 mm x 3640 mm
Bedroom 3:
3595 mm x 2900 mm
Balcony:
20.2 SqM / 217 SqFt



16C
05.04

2 BEDROOM

Internal Area:
78.7 SqM / 847 SqFt
Living Area:
5500 mm x 7795 mm
Bedroom 1:
2865 mm x 5370 mm
Bedroom 2:
3040 mm x 4215 mm
Balcony:
13.7 SqM / 147 SqFt

16C
05.03

2 BEDROOM

Internal Area:
78.7 SqM / 847 SqFt
Living Area:
5500 mm x 7795 mm
Bedroom 1:
2865 mm x 5370 mm
Bedroom 2:
3040 mm x 4215 mm
Balcony:
13.7 SqM / 147 SqFt

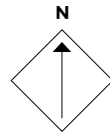
16C
05.02

2 BEDROOM

Internal Area:
78.7 SqM / 847 SqFt
Living Area:
5500 mm x 7795 mm
Bedroom 1:
2865 mm x 5370 mm
Bedroom 2:
3040 mm x 4215 mm
Balcony:
13.7 SqM / 147 SqFt

River View

08
07
06
05
04
03
02
01
GF



ROYAL WHARF

LONDON

Thameside House

FLOOR CORE

06 C

LEGEND

- C: Cupboard
- W: Wardrobe
- FF: Fridge Freezer
- WM: Washer / Dryer
- B: Balcony
- T: Terrace

NOTES



Disclaimer

This brochure and the information contained in it does not form part of any contract, and while reasonable effort has been made to ensure accuracy, this cannot be guaranteed and no representation or warranty is made in that regard. Apartment designs and layouts are indicative only and may change. The specification of the apartments is the anticipated specification as at the date this brochure was prepared, but may be subject to change in accordance with permitted variances under the apartment sale contracts. Dimensions shown in any text or plan are approximate sizes only and actual sizes may be different once constructed (although it is not anticipated that any apartments will be reduced by more than 5% in size). Computer generated images and photos are indicative only. All sales remain subject to contract. All information regarding prospective commercial or retail tenants represents current intention only, and the final identity of the tenants may change. Furniture shown in Computer Generated Images and photos is not included in sales. Royal Wharf is a marketing name only and will not necessarily form part of the approved postal address. Neither the agents nor any person in their employ has any authority to make or give any representation warranty or guarantee (whether written or oral) in respect of or in relation to the development (or any parts thereof). © 2014 Royal Wharf

www.royalwharf.com

16C 06.05
3 BEDROOM
 Internal Area:
 98.9 SqM / 1065 SqFt
 Living Area:
 5015 mm x 7880 mm
Bedroom 1:
 3595 mm x 4355 mm
Bedroom 2:
 3695 mm x 3640 mm
Bedroom 3:
 3595 mm x 2900 mm
Balcony:
 15.2 SqM / 164 SqFt

16C 06.06
1 BEDROOM
 Internal Area:
 54.1 SqM / 582 SqFt
 Living Area:
 4150 mm x 7485 mm
Bedroom 1:
 3150 mm x 5070 mm
Balcony:
 5.8 SqM / 62 SqFt

16C 06.07
1 BEDROOM
 Internal Area:
 54.1 SqM / 582 SqFt
 Living Area:
 4150 mm x 7485 mm
Bedroom 1:
 3150 mm x 5070 mm
Balcony:
 5.8 SqM / 62 SqFt

16C 06.08
SUITE
 Internal Area:
 46 SqM / 495 SqFt
 Living Area:
 4495 mm x 5070 mm
Bedroom 1:
 2750 mm x 4195 mm
Balcony:
 5.8 SqM / 62 SqFt

16C 06.01
3 BEDROOM
 Internal Area:
 98.4 SqM / 1059 SqFt
 Living Area:
 5015 mm x 7880 mm
Bedroom 1:
 3595 mm x 4185 mm
Bedroom 2:
 3625 mm x 3815 mm
Bedroom 3:
 3595 mm x 2900 mm
Balcony:
 15.2 SqM / 164 SqFt

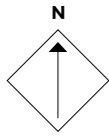
16C 06.04
2 BEDROOM
 Internal Area:
 78.7 SqM / 847 SqFt
 Living Area:
 5375 mm x 7610 mm
Bedroom 1:
 2865 mm x 5370 mm
Bedroom 2:
 3040 mm x 4215 mm
Balcony:
 13.4 SqM / 144 SqFt

16C 06.03
2 BEDROOM
 Internal Area:
 78.7 SqM / 847 SqFt
 Living Area:
 5375 mm x 7610 mm
Bedroom 1:
 2865 mm x 5370 mm
Bedroom 2:
 3040 mm x 4215 mm
Balcony:
 13.4 SqM / 144 SqFt

16C 06.02
2 BEDROOM
 Internal Area:
 78.7 SqM / 847 SqFt
 Living Area:
 5375 mm x 7610 mm
Bedroom 1:
 2865 mm x 5370 mm
Bedroom 2:
 3040 mm x 4215 mm
Balcony:
 13.4 SqM / 144 SqFt

River View

08
07
06
05
04
03
02
01
GF



ROYAL WHARF

LONDON

Thameside House

FLOOR CORE

07 C

LEGEND

- C: Cupboard
- W: Wardrobe
- FF: Fridge Freezer
- WM: Washer / Dryer
- B: Balcony
- T: Terrace

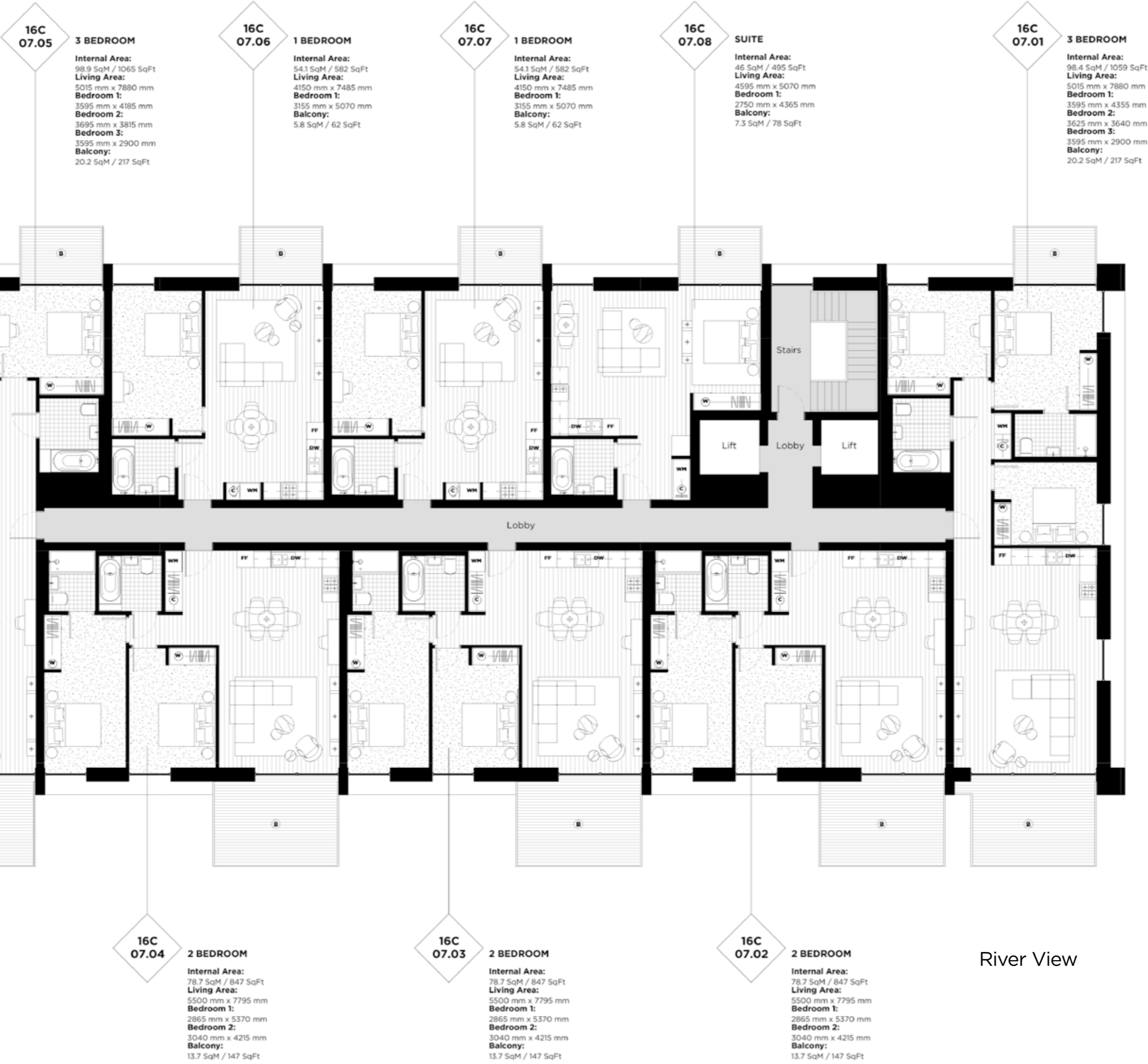
NOTES



Disclaimer

This brochure and the information contained in it does not form part of any contract, and while reasonable effort has been made to ensure accuracy, this cannot be guaranteed and no representation or warranty is made in that regard. Apartment designs and layouts are indicative only and may change. The specification of the apartments is the anticipated specification as at the date this brochure was prepared, but may be subject to change in accordance with permitted variances under the apartment sale contracts. Dimensions shown in any text or plan are approximate sizes only and actual sizes may be different once constructed (although it is not anticipated that any apartments will be reduced by more than 5% in size). Computer generated images and photos are indicative only. All sales remain subject to contract. All information regarding prospective commercial or retail tenants represents current intention only, and the final identity of the tenants may change. Furniture shown in Computer Generated Images and photos is not included in sales. Royal Wharf is a marketing name only and will not necessarily form part of the approved postal address. Neither the agents nor any person in their employ has any authority to make or give any representation warranty or guarantee (whether written or oral) in respect of or in relation to the development (or any parts thereof). © 2014 Royal Wharf

www.royalwharf.com



16C 07.05 3 BEDROOM

Internal Area:
98.9 SqM / 1065 SqFt
Living Area:
5015 mm x 7880 mm
Bedroom 1:
3595 mm x 4185 mm
Bedroom 2:
3695 mm x 3815 mm
Bedroom 3:
3595 mm x 2900 mm
Balcony:
20.2 SqM / 217 SqFt

16C 07.06 1 BEDROOM

Internal Area:
54.1 SqM / 582 SqFt
Living Area:
4150 mm x 7485 mm
Bedroom 1:
3155 mm x 5070 mm
Balcony:
5.8 SqM / 62 SqFt

16C 07.07 1 BEDROOM

Internal Area:
54.1 SqM / 582 SqFt
Living Area:
4150 mm x 7485 mm
Bedroom 1:
3155 mm x 5070 mm
Balcony:
5.8 SqM / 62 SqFt

16C 07.08 SUITE

Internal Area:
46 SqM / 495 SqFt
Living Area:
4595 mm x 5070 mm
Bedroom 1:
2750 mm x 4365 mm
Balcony:
7.3 SqM / 78 SqFt

16C 07.01 3 BEDROOM

Internal Area:
98.4 SqM / 1059 SqFt
Living Area:
5015 mm x 7880 mm
Bedroom 1:
3595 mm x 4355 mm
Bedroom 2:
3625 mm x 3640 mm
Bedroom 3:
3595 mm x 2900 mm
Balcony:
20.2 SqM / 217 SqFt

16C 07.04 2 BEDROOM

Internal Area:
78.7 SqM / 847 SqFt
Living Area:
5500 mm x 7795 mm
Bedroom 1:
2865 mm x 5370 mm
Bedroom 2:
3040 mm x 4215 mm
Balcony:
13.7 SqM / 147 SqFt

16C 07.03 2 BEDROOM

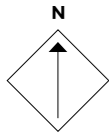
Internal Area:
78.7 SqM / 847 SqFt
Living Area:
5500 mm x 7795 mm
Bedroom 1:
2865 mm x 5370 mm
Bedroom 2:
3040 mm x 4215 mm
Balcony:
13.7 SqM / 147 SqFt

16C 07.02 2 BEDROOM

Internal Area:
78.7 SqM / 847 SqFt
Living Area:
5500 mm x 7795 mm
Bedroom 1:
2865 mm x 5370 mm
Bedroom 2:
3040 mm x 4215 mm
Balcony:
13.7 SqM / 147 SqFt

08
07
06
05
04
03
02
01
GF

River View



ROYAL WHARF

LONDON

Thameside House

FLOOR CORE

08 C

LEGEND

- C: Cupboard
- W: Wardrobe
- FF: Fridge Freezer
- WM: Washer / Dryer
- B: Balcony
- T: Terrace

NOTES



Disclaimer

This brochure and the information contained in it does not form part of any contract, and while reasonable effort has been made to ensure accuracy, this cannot be guaranteed and no representation or warranty is made in that regard. Apartment designs and layouts are indicative only and may change. The specification of the apartments is the anticipated specification as at the date this brochure was prepared, but may be subject to change in accordance with permitted variances under the apartment sale contracts. Dimensions shown in any text or plan are approximate sizes only and actual sizes may be different once constructed (although it is not anticipated that any apartments will be reduced by more than 5% in size). Computer generated images and photos are indicative only. All sales remain subject to contract. All information regarding prospective commercial or retail tenants represents current intention only, and the final identity of the tenants may change. Furniture shown in Computer Generated Images and photos is not included in sales. Royal Wharf is a marketing name only and will not necessarily form part of the approved postal address. Neither the agents nor any person in their employ has any authority to make or give any representation warranty or guarantee (whether written or oral) in respect of or in relation to the development (or any parts thereof). © 2014 Royal Wharf

www.royalwharf.com

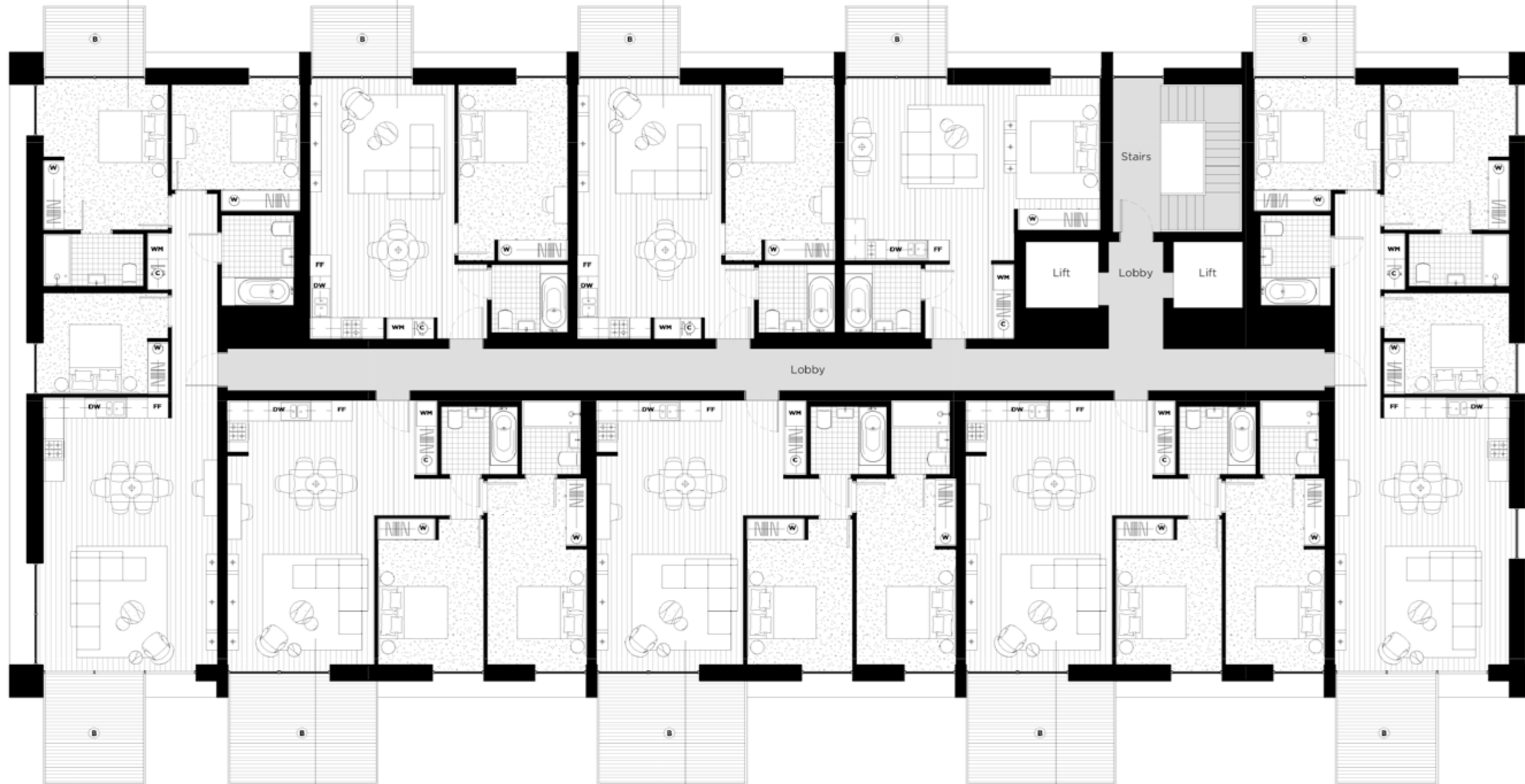
16C 08.05
3 BEDROOM
 Internal Area:
 98.9 SqM / 1065 SqFt
 Living Area:
 5015 mm x 7880 mm
Bedroom 1:
 3595 mm x 4355 mm
Bedroom 2:
 3695 mm x 3640 mm
Bedroom 3:
 3595 mm x 2900 mm
Balcony:
 15.2 SqM / 164 SqFt

16C 08.06
1 BEDROOM
 Internal Area:
 54.1 SqM / 582 SqFt
 Living Area:
 4150 mm x 7485 mm
Bedroom 1:
 3150 mm x 5070 mm
Balcony:
 5.8 SqM / 62 SqFt

16C 08.07
1 BEDROOM
 Internal Area:
 54.1 SqM / 582 SqFt
 Living Area:
 4150 mm x 7485 mm
Bedroom 1:
 3150 mm x 5070 mm
Balcony:
 5.8 SqM / 62 SqFt

16C 08.08
SUITE
 Internal Area:
 46 SqM / 495 SqFt
 Living Area:
 4495 mm x 5070 mm
Bedroom 1:
 2750 mm x 4195 mm
Balcony:
 5.8 SqM / 62 SqFt

16C 08.01
3 BEDROOM
 Internal Area:
 98.4 SqM / 1059 SqFt
 Living Area:
 5015 mm x 7880 mm
Bedroom 1:
 3595 mm x 4185 mm
Bedroom 2:
 3625 mm x 3815 mm
Bedroom 3:
 3595 mm x 2900 mm
Balcony:
 15.2 SqM / 164 SqFt



16C 08.04
2 BEDROOM
 Internal Area:
 78.7 SqM / 847 SqFt
 Living Area:
 5375 mm x 7610 mm
Bedroom 1:
 2865 mm x 5370 mm
Bedroom 2:
 3040 mm x 4215 mm
Balcony:
 13.4 SqM / 144 SqFt

16C 08.03
2 BEDROOM
 Internal Area:
 78.7 SqM / 847 SqFt
 Living Area:
 5375 mm x 7610 mm
Bedroom 1:
 2865 mm x 5370 mm
Bedroom 2:
 3040 mm x 4215 mm
Balcony:
 13.4 SqM / 144 SqFt

16C 08.02
2 BEDROOM
 Internal Area:
 78.7 SqM / 847 SqFt
 Living Area:
 5375 mm x 7610 mm
Bedroom 1:
 2865 mm x 5370 mm
Bedroom 2:
 3040 mm x 4215 mm
Balcony:
 13.4 SqM / 144 SqFt

River View

08
07
06
05
04
03
02
01
GF

Specification



Main structure

Reinforced concrete frame on reinforced concrete piled foundations.

Building envelope

External wall with quality brick finish and pre-cast cladding.

Floors

Reinforced concrete slab with appropriate floor finishes (see flooring).

Roof

High performance membrane with bio roofs (subject to plot).

Windows

Double glazed windows and doors including opening lights (subject to plot and apartment) with a durable finish.

Stairs

In-situ or pre-cast concrete stairs with steel balustrades in common areas.

Walls

Party walls constructed from metal studwork finished on both sides with sound resistant plasterboard and acoustic insulation between, or structural concrete faced with plasterboard on both sides. Internal walls constructed from metal studwork or modern timber panels with plasterboard on each side and acoustic insulation where detailed.

Balconies

Where applicable painted steel projecting balconies with painted steel vertical rails and handrails or Glass protection panels (subject to plot). Juliette balconies will be formed from either painted vertical steel bars or glass (subject to apartment). All projecting balconies have deck finish.

Ceilings

Suspended flat plasterboard ceilings throughout.

Flooring

Engineered oak floor boarding to hall, living area and kitchen. Matt grey ceramic floor tiles to bathrooms, ensuites and shower rooms. Fitted carpets to bedrooms.

Decoration

All internal walls painted with warm white washable emulsion, skirting and door frames painted with warm white eggshell paint finishes.

Kitchens:

Composite stone worktops fitted with under-mounted stainless steel sink with contemporary deck mounted stainless steel taps. Feature tiled splash-backs. Integrated appliances, comprising combination stainless steel multifunction electric oven, touch control ceramic hob and integrated extractor hood, fridge freezer and dishwasher. Combined washing machine/ tumble dryer located in separate utility cupboard where appropriate. Fitted modular design kitchen units in high gloss finish.

Wardrobes

Integrated wardrobes fitted in all bedrooms (where shown on plans) with custom designed painted feature doors.

Bathrooms

Fitted with white enamel bath with chrome finish mixer. Contemporary wall mounted shower and glass bath screen. White ceramic close coupled floor mounted WC. White ceramic wash basin, with chrome lever mixer tap. Bespoke wall mounted mirror finished cabinet in all bathrooms. Chrome finish heated towel rail. Ceramic tiles to bathroom with feature tiles to shower / bath area. Matt finish floor tiles.

Shower Rooms

Specification as bathroom but fitted with white shower tray, thermostatic wall mounted shower with glass shower screen.



Kitchen

Oven

Product: Single electric fan-forced oven.
Location: All apartment kitchens.

Hob

Product: Electric hob with stainless steel and black finish.
Location: All apartment kitchens.

Integrated Dishwasher

Product: Fully integrated dishwasher.
Location: All apartment kitchens.

Integrated Fridge Freezer

Product: Fully integrated fridge freezer.
Location: All apartment kitchens.

Deck Mounted Kitchen Sink Mixer

Product: Contemporary style deck mounted sink mixer tap.
Finish: Chrome finish.
Location: Deck mounted to all apartment kitchen work tops.

Kitchen Extractor

Product: Concealed extractor fan.
Finish: Stainless steel.
Location: All apartment kitchens.

Kitchen Sink

Product: Stainless steel undermounted sink.
Finish: Stainless steel.
Location: All apartment kitchens.

Washing Machine

Product: Washer Dryer.
Location: All apartment utility cupboards.

Bathroom

Deck Mounted Basin Mixer

Product: Contemporary style deck mounted taps.
Finish: Polished chrome.
Location: All apartment bathrooms.

Bath Mixer

Product: Contemporary style bath mixes.
Finish: Polished chrome.
Location: 1, 2 and 3 bedroom apartment bathrooms.

Wall Mounted Shower Set

Product: Contemporary style shower set.
Finish: Polished chrome.
Location: All apartment bathrooms.

Heated Towel Rail

Product: Contemporary style heated ladder towel rail.
Finish: Polished chrome.
Location: All apartment bathrooms.

WC

Product: Close coupled floor mounted WC.
Finish: Glazed sanitary glaze porcelain.
Location: All apartment bathrooms.

Washbasin

Product: Wall hung white ceramic washbasin.
Finish: Glazed white.
Location: All apartment bathrooms.

Integrated Bath

Product name: Built in bath.
Finish: White.
Location: 1, 2 and 3 bedroom bathroom apartments.

Shower Tray

Product name: High Quality solid cast or acrylic shower tray.
Location: All ensuite and suite shower rooms.

Wall Mounted Cabinet

Product: Bespoke mirrored wall mounted cabinet. Finish: Mirrored.
Location: All apartment bathrooms.

Heating and Hot Water Apartments

Metered system provides heating and hot water from the development's central plant. Centralised wet heating system throughout.

Electrics

Energy efficient lighting in kitchen, hall, bathroom, shower room and ensuite, where appropriate. Switch plates and sockets in accordance with IEE regulations. TV / FM and telephone points for broadband internet access in living room and master bedroom; communal satellite dish with connection points in living room and master bedroom. (Purchasers are responsible for their own connections and related charges for cost of services). Smoke / heat detectors fitted as standard.

Management and Security

Management and security services located in the central estate management office. Video entry phone system connected to main entrance door. External CCTV system provided.

Parking

Limited car parking at extra cost and subject to availability.

Elevators

Elevators serve all floors.

External

Ground-level areas laid out and finished with a combination of architect-designed hard and soft landscaping with feature lighting.

