



SHOREDITCH  

---

EXCHANGE



# EXCELLENT LOCATION

---

Perfectly located within one of London's most creatively dynamic and culturally vibrant boroughs, Shoreditch is the ultimate destination for modern city living. Within walking distance of the City, the area is also superbly connected to the rest of London and beyond.





# EXPANDING HORIZONS

---

An imaginative regeneration scheme from Regal London and award-winning architects AHMM, Shoreditch Exchange seamlessly integrates into the local community and its surroundings.

184 new homes, shared communal areas, private courtyards and commercial spaces create a place that is at the forefront of urban working and living. Shoreditch Exchange is an exciting addition to an already thriving neighbourhood, in a borough that never stops evolving.





With new restaurants, boutique shopping, green courtyards and bars on your doorstep, Shoreditch Exchange nurtures a sense of community as well as individual spirit; it's a place where people will meet, work and live. Residents can enjoy a choice of public open spaces and an array of private amenities – including a state-of-the-art gym, cinema room, concierge, Residents' Club Lounge and landscaped roof terraces with amazing views of London.







## EXPANSIVE GREEN SPACE

---

Paved public walkways, as well as sheltered seating and thoughtfully landscaped open spaces, create a vibrant backdrop to life at Shoreditch Exchange. By contrast, private raised courtyards and rooftop terraces provide a place for relaxation, seclusion and contemplation. Carefully curated greenery provides a sensory escape from the bustle of the streets below.





Shoreditch Exchange is a vibrant and diverse project that has taken an under-utilised site and reinvented it to create a new exciting place with a range of uses, which will contribute to local employment and the housing market. This family of buildings' material and design reflects the area's rich industrial heritage and character which, together with the new landscape and pedestrian connections, stitches this site back into the city.

AHMM, architects



# EXPECT MORE

---

The next phase of Shoreditch Exchange will bring additional commercial and residential spaces, combining boutique shops, offices, cafés and restaurants, as well as a further nine private apartments.







CAMDEN

ANGEL

HOXTON

HAGGERSTON PARK

CENTRAL SAINT MARTINS

ANGEL



GEFFRYE MUSEUM

HOXTON

REGENT'S PARK

EUSTON

KING'S CROSS  
ST PANCRAS



CITY UNIVERSITY  
OF LONDON



TECH CITY



SHOREDITCH

WARREN STREET



UNIVERSITY COLLEGE  
LONDON

RUSSELL SQUARE



SOAS

CLERKENWELL



CASS BUSINESS SCHOOL

OLD STREET

SHOREDITCH  
HIGH STREET

BETHNAL  
GREEN

BAKER STREET

GOODGE STREET



BRITISH MUSEUM

BARBICAN

FARRINGDON

LIVERPOOL  
STREET



SPITALFIELDS MARKET

WHITECHAPEL

FITZROVIA

TOTTENHAM  
COURT ROAD

HOLBORN



GUILDHALL SCHOOL OF  
MUSIC AND DRAMA



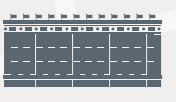
THE GHERKIN

ALDGATE



LONDON METROPOLITAN

BETHNAL  
GREEN



SELFRIDGES



UNIVERSITY COLLEGE  
OF FASHION

OXFORD  
CIRCUS



NATIONAL GALLERY

COVENT  
GARDEN



LONDON SCHOOL  
OF ECONOMICS



ST PAUL'S CATHEDRAL

ST PAUL'S

CITY OF  
LONDON

BANK

WHITECHAPEL

BOND STREET

SOHO



KING'S COLLEGE LONDON

BLACKFRIARS

FENCHURCH  
STREET

TOWER  
HILL


MAYFAIR

PICCADILLY  
CIRCUS

LEICESTER  
SQUARE

CHARING CROSS

RIVER  
THAMES



TATE MODERN

LONDON  
BRIDGE



THE SHARD



TOWER BRIDGE

HYDE  
PARK

GREEN PARK

GREEN  
PARK

ST JAMES'S  
PARK



HOUSES OF PARLIAMENT



LONDON EYE

WATERLOO

SOUTHWARK

LONDON  
BRIDGE

THE SHARD

TOWER BRIDGE

BERMONDSEY



BUCKINGHAM PALACE

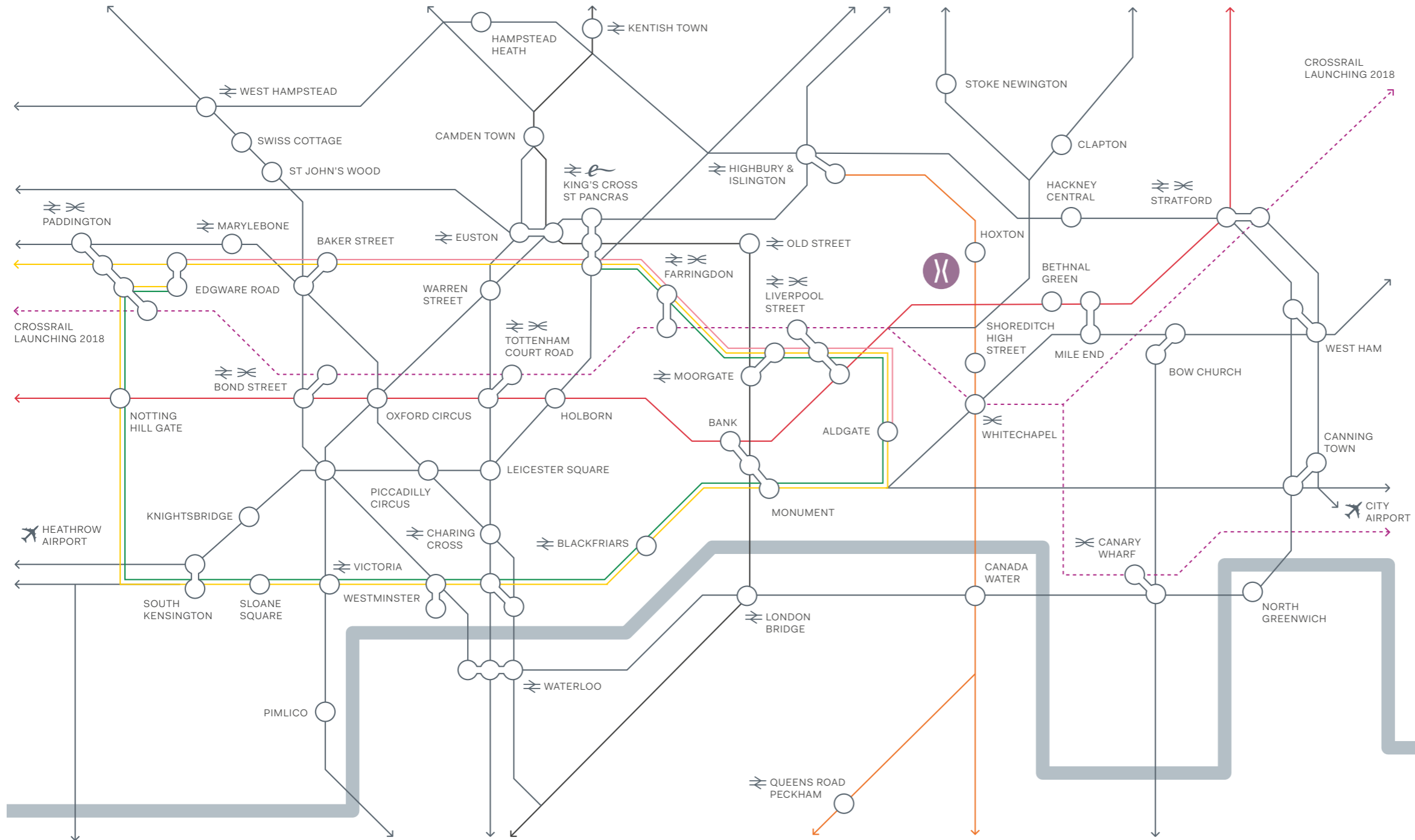
WESTMINSTER

Map not to scale, indicative only

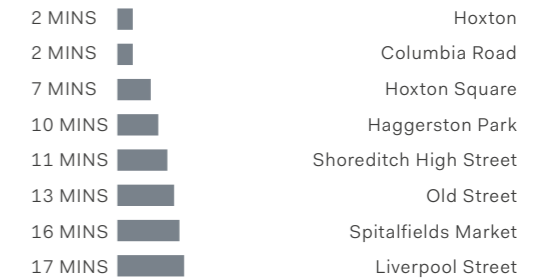


# EXCEPTIONAL CONNECTIONS

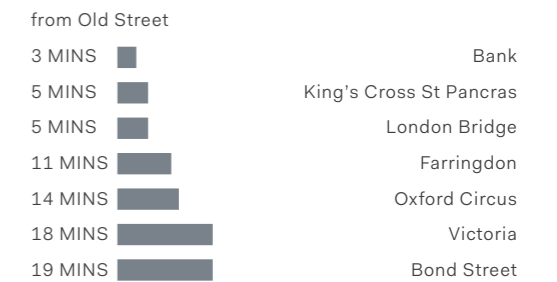
Great transport links are another reason why living at Shoreditch Exchange is so convenient. Hoxton Station is on the doorstep, easily connecting you to major transport hubs. Liverpool Street is within walking distance and provides easy access to the new Crossrail line.



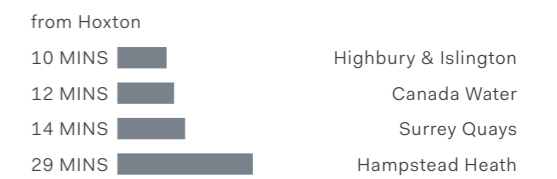
## WALKING TIMES



## LONDON UNDERGROUND



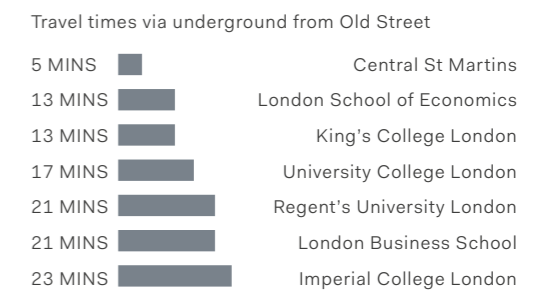
## LONDON OVERGROUND



## AIRPORTS



## UNIVERSITIES



Transport map is for illustrative purposes only. Times calculated using TFL and Google show average journey times to the nearest destination station and are dependent on time of day.





## EXPLORE THE AREA

---

Famed for its cosmopolitan and artistic influences, Shoreditch has both a rich history and a clear commitment to progress. Bordering London's prosperous City district and the high tech Silicon Roundabout at Old Street, Shoreditch retains its own distinctive personality. It's a place where avant-garde art and an artisan spirit thrive alongside big business and technical innovation.





The vibrant personality of Shoreditch is evident in the unique boutiques and independent businesses that are attracted to the area. Only in Shoreditch will you find Labour and Wait, offering timeless products for everyday life, next to premium fashion ateliers and the historic Columbia Road flower market.



- 1 Love Vinyl
- 2 Columbia Road Flower Market
- 3 Artisans and Adventures
- 4 Fabrique Bakery
- 5 Labour and Wait





This beautifully curated shop, less than a five minute walk from Shoreditch Exchange, specialises in a broad range of collectable furniture, works of art and photography. Owned and managed by Tommy and Keith Roberts, this father and son duo source exquisite pieces for London's top establishments including neighbouring members' club Shoreditch House and Boundary, a local restaurant, hotel and rooftop bar.

Two Columbia Road, 2 Columbia Road, E2 7NN



Shoreditch, London's epicentre of creativity and innovation, has been the natural home of artists for decades. International cultural destinations such as Sadler's Wells and independents such as Hales Gallery thrive alongside the Geffrye Museum, which showcases the changing tastes of domestic interiors from 1600 to the present day.

- 1 Geffrye Museum
- 2 Sadler's Wells. Photo Credit: Philip Vile
- 3 Hales Gallery. Photo Credit: Charlie Littlewood
- 4 ESPO ICY 'Let's Adore and Endure Each Other'



Shoreditch is famed for its street art. It brings a colourful vibrancy to the area that is much loved for the spirit and talent it represents.





- 1 Night Jar
- 2 Sushi Samba
- 3 Well and Bucket
- 4 Long White Cloud
- 5 Morito
- 6 Sager + Wilde



## EXCITING LIFESTYLE

Shoreditch Exchange is within easy walking distance of a great range of distinctive restaurants and bars, from the premium Sushi Samba with its breathtaking views of the City, to the intimate and inventive Sager + Wilde and the speakeasy-style jazz bar Nightjar. From Michelin stars to rustic chic, there is something to excite every palette.





Adjacent to Shoreditch Exchange is Beagle, a bar, restaurant and event space located in three beautifully restored railway arches. Everything is made in-house at Beagle - bacon, charcuterie, pickles and sauces - and the seasonal, produce-led British cooking makes it a truly unique eating experience. The venue opened in early 2013 and has established itself as one of the most respected venues in East London, making the area a culinary destination.

Beagle, 397-400 Geffrye Street, E2 8HZ





1

## AND EXHALE

---

The beauty of Shoreditch Exchange is its proximity to an abundance of green spaces that provide a calming escape from the buzz and energy of the city. Regent's Canal is a ten-minute walk with colourful cafés on its banks, and leads to historic Victoria Park, while Hackney City Farm brings the countryside into your life.



2



4



3

- 1 Victoria Park
- 2 Geffrye Museum
- 3 London Fields
- 4 Regent's Canal



# ON YOUR DOORSTEP

## RESTAURANTS & BARS

- 01 8 Hoxton Square  
N1 6NU
- 02 Ace Hotel (Hoi Polloi)  
E1 6JQ
- 03 Beach Blanket Babylon  
E1 6LA
- 04 Beagle  
E2 8HZ
- 05 Brawn  
E2 7RG
- 06 Duck and Waffle  
EC2N 4AY
- 07 Fabrique Bakery  
E2 8HZ
- 08 Long White Cloud  
E2 8JL
- 09 Looking Glass  
E2 7NX
- 10 Lyle's  
E1 6JJ
- 11 Morito  
E2 8JL
- 12 Nightjar  
EC1V 1JB
- 13 Sager + Wilde  
E2 8JL
- 14 Shoreditch House  
E1 6AW
- 15 Sushi Samba  
EC2N 4AY
- 16 The Clove Club  
EC1V 9LT
- 17 The Marksman  
E2 7SJ
- 18 Tramshed  
EC2A 3LX
- 19 Well and Bucket  
E2 7DG

## CORPORATIONS

- 01 Allen & Overy  
E1 6AD
- 02 Amazon  
EC2A 2BA
- 03 Bloomberg  
EC2A 1PQ
- 04 BNP Paribas  
EC2V 7BP
- 05 Clifford Chance  
EC2R 5TA
- 06 Credit Agricole  
EC2A 2DA
- 07 ING  
EC2R 6DA
- 08 RBS  
EC2M 4AA
- 09 UBS  
EC2M 2RH

## GALLERIES & CULTURE

- 01 Barbican  
EC2Y 8DS
- 02 Bloomberg Space  
EC2A 1HD
- 03 Broadgate Art Trail  
Various locations around Bishopsgate
- 04 Electric Cinema  
E2 7DP
- 05 Gallery FUMI  
N1 6NT
- 06 Geffrye Museum  
E2 8EA
- 07 Hoxton Gallery  
EC1V 9HX
- 08 Jealous Gallery  
EC2A 3PT
- 09 Kemistry Gallery  
EC2A 3PB
- 10 London Symphony Orchestra  
EC2Y 8DS
- 11 Museum of London  
EC2Y 5HN
- 12 Rich Mix Centre  
E1 6LA
- 13 Sadler's Wells  
EC1R 4TN
- 14 V&A Museum of Childhood  
E2 9PA
- 15 Victoria Miro  
N1 7RW
- 16 Whitechapel Gallery  
E1 7QX

## BOUTIQUES & SHOPPING

- 01 Angela Flanders  
E2 7QB
- 02 Artisans + Adventurers  
E2 7RG
- 03 Atomic Antiques  
E1 6JE
- 04 Broadway Market  
E8 4QJ
- 05 Burberry Outlet  
E9 6LP
- 06 Columbia Road Flower Market  
E2 7RG
- 07 Hackney Walk Retail Outlet  
E9 6LH
- 08 Love Vinyl  
E2 8JD
- 09 Redchurch Street  
Featured boutiques:  
Aesop, Aimé, J.Crew, Labour and Wait,  
Sunspel, Versus Versace
- 10 SCP  
EC2A 3BX
- 11 Spitalfields Market  
E1 6EW
- 12 Two Columbia Road  
E2 7PA







## EXQUISITE INTERIORS

---

Elegantly specified communal areas and careful attention to detail in every apartment instantly define the modern take on luxury within Shoreditch Exchange. Contemporary design, with bespoke furnishings and finishes, fuses with simple, classic materials and vibrant flair.





Generously proportioned open plan living/dining rooms demonstrate this elegant contemporary design at its best. Floor-to-ceiling windows let natural light pour in, giving the spaces a tranquil beauty that is both warm and inviting.





Computer generated image is indicative only

Quality and convenience are paired with function and simplicity to create contemporary kitchens, fitted with leading appliances, stone worktops and soft close cupboards.






Computer generated images are indicative only

Bedrooms are a personal sanctuary and at Shoreditch Exchange this is no exception. With plentiful natural light from the floor-to-ceiling windows, these spacious rooms also feature fitted wardrobes and elegant flooring, creating a perfect retreat at the end of the day.

Heritage and contemporary influences combine to create timeless bathroom interiors. The colour palette, fixtures and fittings are selected to indulge and delight.





# EXCLUSIVE AMENITIES

---

The residents' roof terraces at Shoreditch Exchange offer far reaching vantage points for one of the world's most famous skylines. The City of London, with its affectionately named buildings such as the Gherkin, the Cheesegrater and the Walkie Talkie, becomes a memorable backdrop to this dynamic neighbourhood.





The interior of the lobby and concierge is indicative of the quality and style of the apartments. The lofty ceilings and calming colours, combined with original bespoke furniture, are impeccably considered. A welcoming concierge offers a convenient 24-hour service.

- 1 Shoreditch Exchange concierge entrance
- 2 Residents' Club Lounge
- 3 Concierge

Computer generated images are indicative only





A generous range of exclusive amenities are available to all residents of Shoreditch Exchange. There is a spacious, air-conditioned, fully equipped gym for those wanting to keep fit. A Residents' Club Lounge and cinema screening room bring a vital creative and cultural aspect to life at Shoreditch Exchange.

- 1 Gym
- 2 Cinema Room

Computer generated images are indicative only





# SPECIFICATIONS

## HALLWAY

- Colour video entry phone system
- White high security multi-point locking entrance door
- White painted skirting and architraves
- Wood flooring

## KITCHEN

- Contemporary designer kitchen units featuring soft close doors
- Downlights positioned to underside of wall units
- Composite worktop with inset drainer grooves
- Stainless steel bowl under-mounted sink
- Contemporary single lever chrome kitchen tap
- Siemens integrated stainless steel fan assisted multi-function oven
- Siemens four ring hob
- Siemens extractor hood
- Siemens integrated fridge/freezer
- Siemens integrated washing/drying machine (unless located in hallway cupboard)
- Siemens integrated multi-function dishwasher
- Siemens integrated microwave (in 2 & 3 bedroom apartments)
- Integrated wine cooler unit (in 2 & 3 bedroom apartments)
- Wood flooring
- White painted skirting and architraves

## LIVING/DINING ROOM

- Satellite/cable socket
- TV socket
- Data outlet socket
- Telephone outlet point
- Wood flooring
- White painted skirting and architraves

## BEDROOM

- High quality fitted carpet and underlay in all bedrooms
- White painted skirting and architraves
- Fitted wardrobe to all bedrooms with hanging rail and contrasting internal shelving
- Satellite/cable socket
- TV socket
- Data outlet socket
- Telephone outlet point

## BATHROOM

- Contemporary white sanitaryware
- Polished chrome fittings
- Chrome ladder style heated towel rail
- Shaver point
- Ventilation system
- Wall mounted porcelain washbasin
- Wall hung WC with push button flush
- Wall mounted mirror or fitted mirrored wall cabinet
- Glass bath screen/shower enclosure
- Ceramic/porcelain wall tiles to bath and shower areas
- Ceramic/porcelain floor tiles to all bathrooms and shower rooms

## GENERAL

- Double glazed windows and external doors
- White painted walls and ceilings
- Programmable thermostatically controlled under floor heating
- Recessed downlight fittings throughout
- Stainless steel ironmongery and door furniture
- White veneer doors
- Contemporary flush white switchplates and light switches
- Built-in storage cupboard to all apartment hallways


## WELL-BEING

- Residents' landscaped courtyard podium
- Residents' landscaped roof terraces
- Well-equipped modern fitness suite featuring ergonomic Technogym equipment
- Residents' cinema screening room
- Residents' Club Lounge

## SECURITY AND ASSURANCE

- Concierge service
- Integrated building fire detection system
- CCTV to communal entrances and external common areas
- High security multi-point locking entrance door to all apartments
- 10-year building warranty cover

These details are intended to give a general indication of the proposed specification. The developer operates a policy of continuous product development and reserves the right to alter any part of the development specification at any time. Where brands are specified, the developer reserves the right to replace the brand with another of equal quality or better.





↑  
HOXTON STATION

KEY  
↓ Residents' entrance/exit



**BLOCK A**  
COMMERCIAL ONLY

**BLOCK B**  
RESIDENTIAL & COMMERCIAL

**BLOCK C**  
RESIDENTIAL & COMMERCIAL

**BLOCK D (FUTURE PHASE)**  
RESIDENTIAL & COMMERCIAL

# SITE PLAN

Alongside 184 new homes, Shoreditch Exchange encompasses contemporary office spaces, fashionable cafés, bars and restaurants as well as boutique shopping destinations – a great place to spend time during the day and in the evening. The artfully arranged courtyards and roof terraces mean privacy and seclusion are easily accessible to everybody living at Shoreditch Exchange.

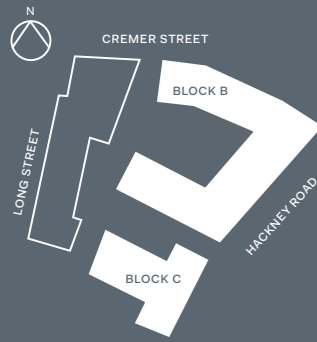


KEY  
↓ Residents' entrance/exit  
● Residents' amenities ground floor  
● Residents' amenities lower ground floor

Residents also benefit from private amenities including a state-of-the-art gym, cinema room, 24-hour concierge and Residents' Club Lounge, as well as dedicated cycle storage. All your needs have been carefully considered at Shoreditch Exchange.

# APARTMENT LOCATOR



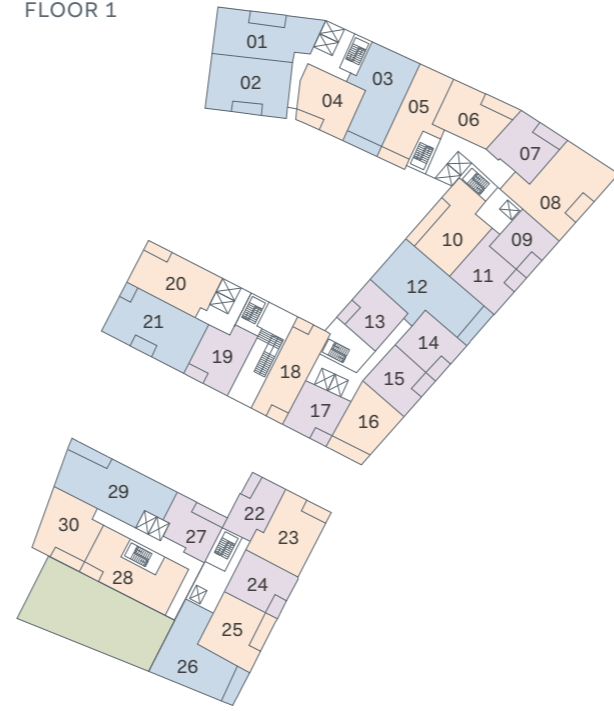


### APARTMENT LOCATOR

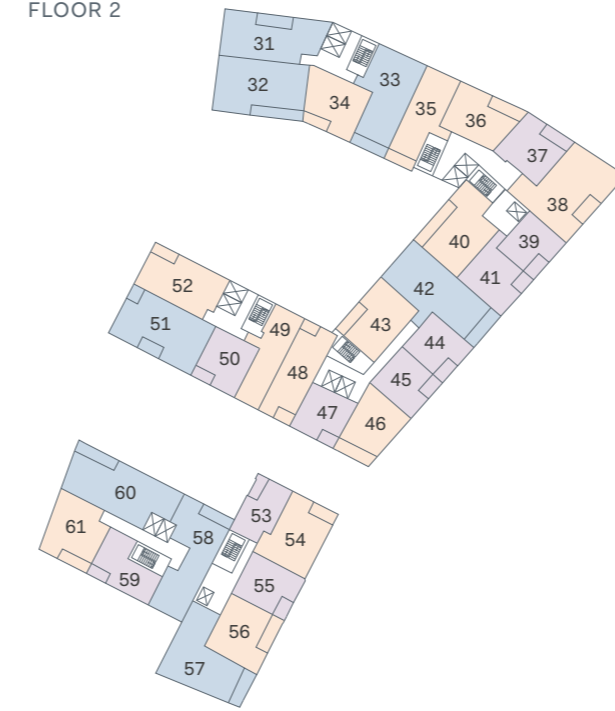
Apartment	Beds	Floor	Total internal area sq m	Total internal area sq ft	Total external area sq m	Total external area sq ft	Page no.
1	3	1	88.91	957	9.48	102	57
2	3	1	89.93	968	6.54	70	58
3, 33, 64, 95, 126, 155	3	1, 2, 3, 4, 5, 6	93.92	1011	8.66	93	59
4, 34, 65, 96, 127, 156	2	1, 2, 3, 4, 5, 6	59.92	645	5.92	64	60
5, 35, 66, 97, 128, 157	2	1, 2, 3, 4, 5, 6	76.18	820	6.88	74	61
6, 36, 67, 98, 129, 158	2	1, 2, 3, 4, 5, 6	62.25	670	9.06	98	62
7, 37, 68, 99, 130	1	1, 2, 3, 4, 5	61.32	660	8.13	88	63
8, 38, 69, 100, 131	2	1, 2, 3, 4, 5	111.95	1205	7.85	85	64
9, 39, 70, 101, 132	1	1, 2, 3, 4, 5	45.24	487	6.14	66	65
10, 40, 71, 102, 133	2	1, 2, 3, 4, 5	82.68	890	12.65	136	66
11, 41, 72, 103, 134	1	1, 2, 3, 4, 5	60.67	653	5.42	58	67
12	3	1	104.79	1128	10.57	114	68
13	1	1	52.30	563	5.97	64	69
14, 44, 75, 105, 136	1	1, 2, 3, 4, 5	50.73	546	5.71	62	70
15, 45, 76, 107, 138, 178	1	1, 2, 3, 4, 5, 6	50.17	540	5.17	56	71
16, 46, 77, 108, 139	2	1, 2, 3, 4, 5	64.01	689	6.67	72	72
17, 47, 78, 109, 140	1	1, 2, 3, 4, 5	50.07	539	4.06	44	73
18, 48, 79, 110, 141	2	1, 2, 3, 4, 5	70.42	758	7.85	84	74
19	1	1	56.21	605	4.91	53	75
20, 52, 82, 114, 145	2	1, 2, 3, 4, 5	80.45	866	5.56	60	76
21, 51, 83, 113, 144	3	1, 2, 3, 4, 5	94.20	1014	9.01	97	77
22, 53, 84, 115	1	1, 2, 3, 4	46.92	505	4.75	51	78
23, 54, 85, 116	2	1, 2, 3, 4	71.07	765	6.14	66	79
24, 55, 86, 117	1	1, 2, 3, 4	53.23	573	5.18	56	80
25, 56, 87, 118	2	1, 2, 3, 4	65.50	705	9.75	105	81
26, 57, 88, 119	3	1, 2, 3, 4	91.88	989	9.20	99	82
27	1	1	50.26	541	7.22	78	83
28	2	1	82.68	890	4.47	48	84
29, 60, 91	3	1, 2, 3	113.71	1224	8.93	96	85
30, 61, 92	2	1, 2, 3	70.42	758	7.65	82	86
31, 62, 93, 124, 153	3	2, 3, 4, 5, 6	90.12	970	9.48	102	87
32, 63, 94, 125, 154	3	2, 3, 4, 5, 6	100.99	1087	12.99	140	88
42, 73, 104, 135	3	2, 3, 4, 5	100.89	1086	14.39	155	89
43, 74, 106, 137	2	2, 3, 4, 5	63.73	686	9.51	102	90
49, 80, 111, 142	2	2, 3, 4, 5	65.22	702	7.91	85	91
50, 81, 112, 143	1	2, 3, 4, 5	51.00	549	4.91	53	92
58, 89, 120, 149, 170, 179	3	2, 3, 4, 5, 6, 7	104.89	1129	8.20	88	93
59, 90	1	2, 3	55.00	592	4.47	48	94
121, 150, 171, 180	2	4, 5, 6, 7	73.77	794	8.18	88	95
122, 151, 172, 181	1	4, 5, 6, 7	57.32	617	3.23	35	96
123, 152, 169, 178	3	4, 5, 6, 7	105.91	1140	7.95	86	97
146	3	5	127.00	1367	8.29	89	99
147	2	5	81.75	880	7.55	81	100
148	3	5	116.50	1254	32.15	346	101
159	2	6	80.55	867	105.04	1131	102
160	2	6	75.07	808	5.35	58	103
161	2	6	77.39	833	52.10	561	104
162	3	6	100.43	1081	30.88	332	105
163	2	6	70.79	762	12.50	135	106
164	2	6	75.90	817	7.12	77	107
165	3	6	121.24	1305	7.41	80	108
166	2	6	87.79	945	4.90	53	109
167	2	6	80.73	869	11.97	129	110
168	3	6	81.75	880	22.06	238	111
173	3	7	97.46	1049	11.07	119	112
174	3	7	106.84	1150	17.78	191	113
175	3	7	90.12	970	10.52	113	114
176	2	7	86.03	926	13.17	142	115
177	3	7	90.95	979	10.45	113	116
182	3	8	108.32	1166	6.93	75	117
183	3	8	98.01	1055	23.67	255	118
184	2	8	73.11	787	52.34	563	119



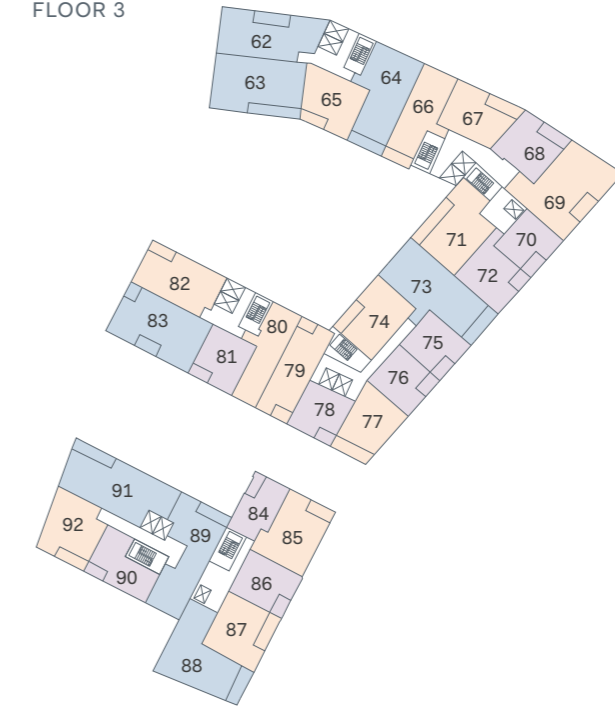
FLOOR 1



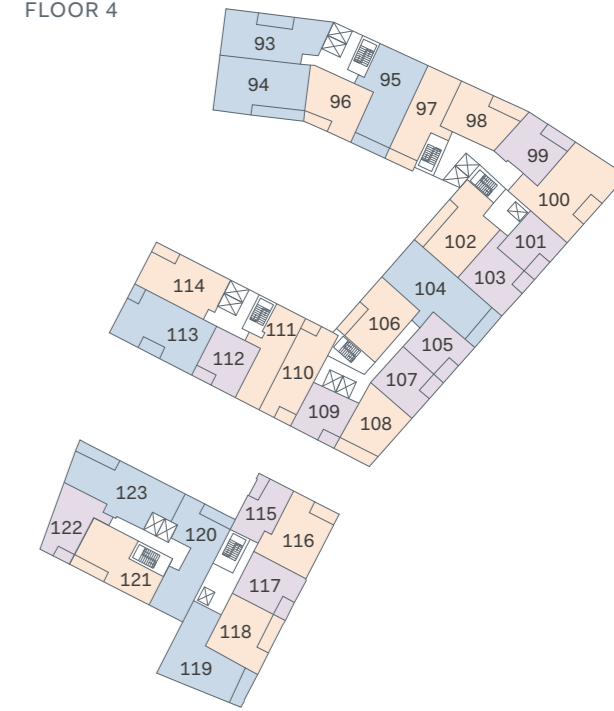
FLOOR 2



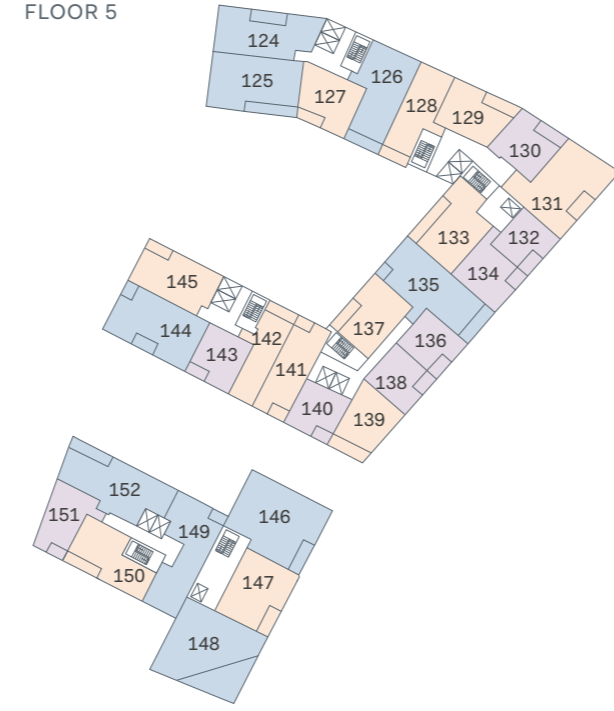
FLOOR 3



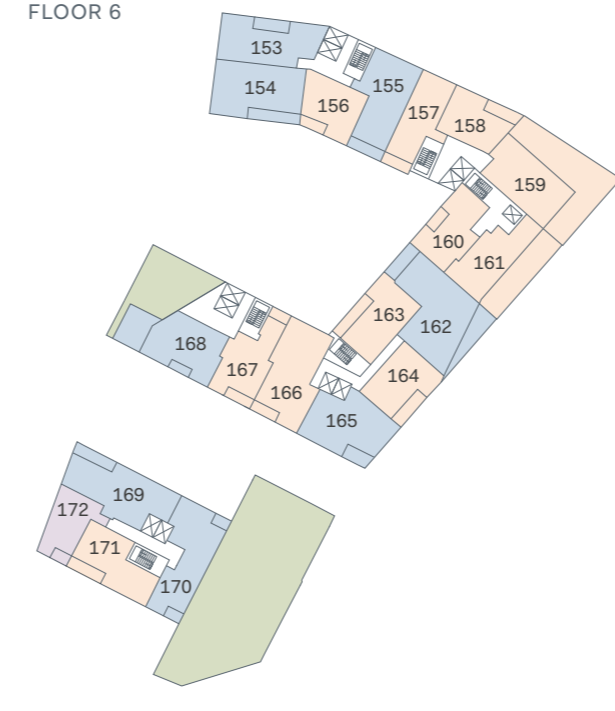
FLOOR 4



FLOOR 5



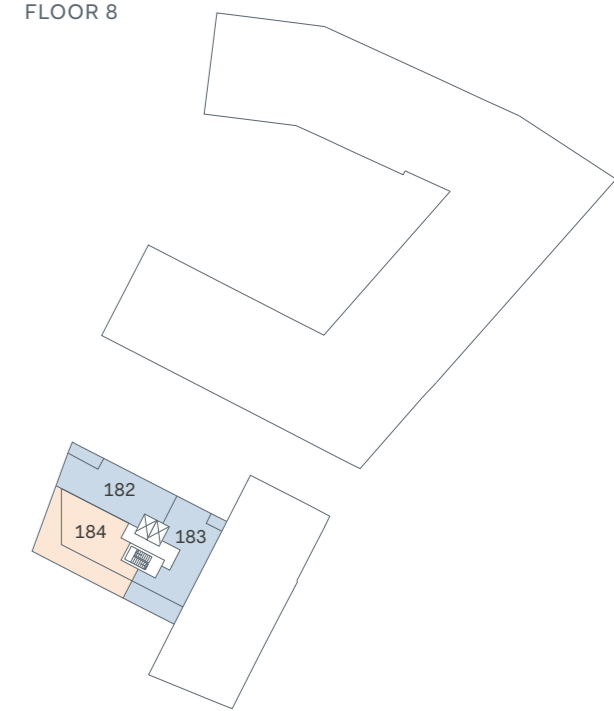
FLOOR 6



FLOOR 7



FLOOR 8



- 1 BED
- 2 BED
- 3 BED



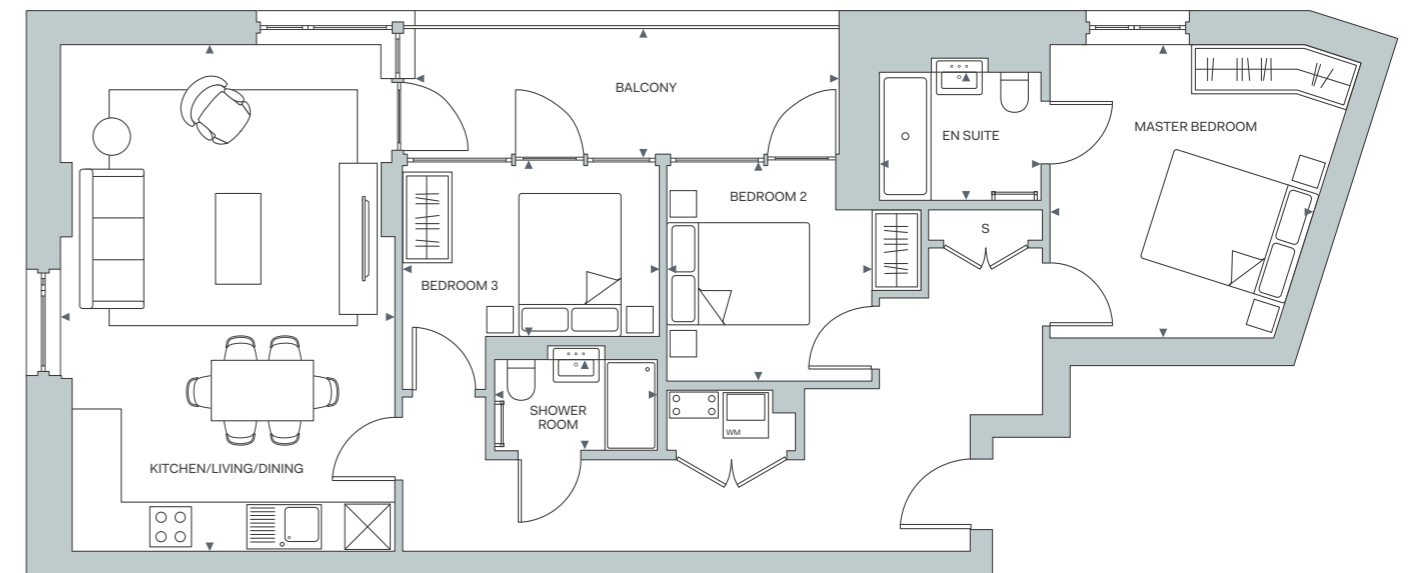
# APARTMENT FLOORPLANS

## APARTMENT 01


3 BED



TOTAL INTERNAL AREA	88.91 sq m	957 sq ft
LIVING/DINING/KITCHEN	6.7 x 4.42 m	22' 0" x 14' 6" ft
MASTER BEDROOM	3.88 x 3.46 m	12' 8½" x 11' 4" ft
ENSUITE	1.7 x 2.15 m	5' 7" x 7' 1" ft
BEDROOM 2	2.85 x 2.71 m	9' 4" x 8' 11" ft
BEDROOM 3	2.26 x 3.4 m	7' 5" x 11' 2" ft
SHOWER ROOM	1.2 x 2.16 m	3' 11" x 7' 1" ft
TOTAL EXTERNAL AREA	9.48 sq m	102 sq ft
BALCONY	1.66 x 5.62 m	5' 5" x 18' 5" ft



FLOOR	APARTMENT
08	
07	
06	
05	
04	
03	
02	
01	01



KEY	
WM	Washing machine
S	Storage

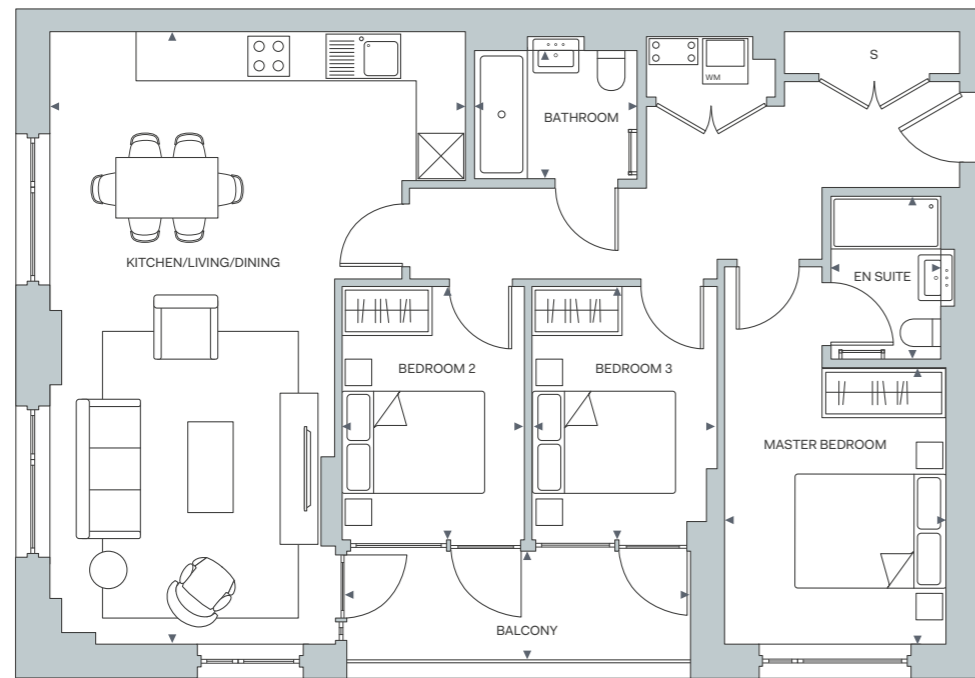
For terms and conditions please see page 122



# APARTMENT 02

3 BED

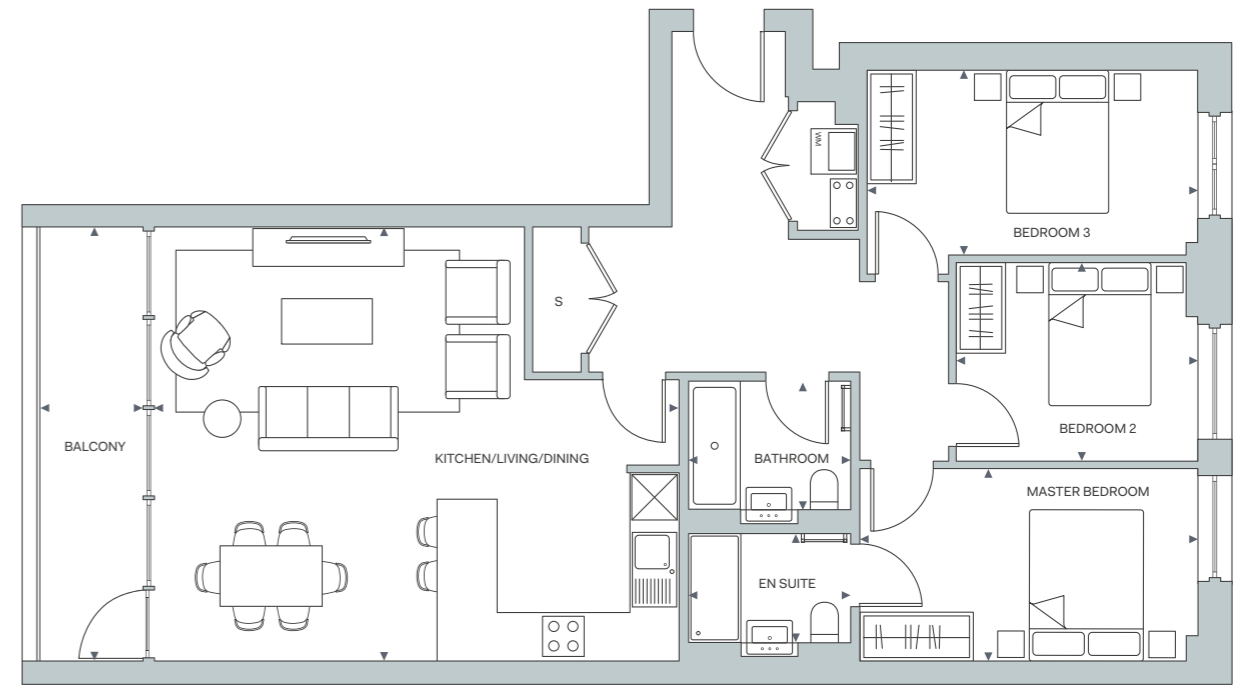
TOTAL INTERNAL AREA	89.93 sq m	968 sq ft
LIVING/DINING/KITCHEN	8.1 x 5.49 m	26' 7" x 18' 0" ft
MASTER BEDROOM	3.65 x 2.93 m	11' 11½" x 9' 7" ft
ENSUITE	2.15 x 1.45 m	7' 0" x 4' 9" ft
BEDROOM 2	3.35 x 2.41 m	11' 0" x 7' 11" ft
BEDROOM 3	3.35 x 2.45 m	11' 0" x 8' 0" ft
BATHROOM	1.7 x 2.15 m	5' 7" x 7' 1" ft
TOTAL EXTERNAL AREA	6.54 sq m	70 sq ft
BALCONY	1.44 x 4.55 m	4' 9" x 14' 11" ft



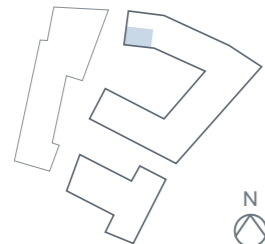
# APARTMENT 03, 33, 64, 95, 126, 155

3 BED

TOTAL INTERNAL AREA	93.92 sq m	1011 sq ft
LIVING/DINING/KITCHEN	5.75 x 6.94 m	18' 10½" x 22' 9" ft
MASTER BEDROOM	2.55 x 4.47 m	8' 4½" x 14' 8" ft
ENSUITE	1.44 x 2.15 m	4' 9" x 7' 1" ft
BEDROOM 2	2.62 x 3.2 m	8' 7½" x 10' 6" ft
BEDROOM 3	2.44 x 4.35 m	8' 0" x 14' 3" ft
BATHROOM	1.7 x 2.15 m	5' 7" x 7' 1" ft
TOTAL EXTERNAL AREA	8.66 sq m	93 sq ft
BALCONY	5.75 x 1.36 m	18' 10½" x 4' 5" ft




FLOOR	APARTMENT
08	
07	
06	
05	
04	
03	
02	
01	02



KEY	
WM	Washing machine
S	Storage

For terms and conditions please see page 122

FLOOR	APARTMENT
08	
07	
06	155
05	126
04	95
03	64
02	33
01	03



KEY	
WM	Washing machine
S	Storage

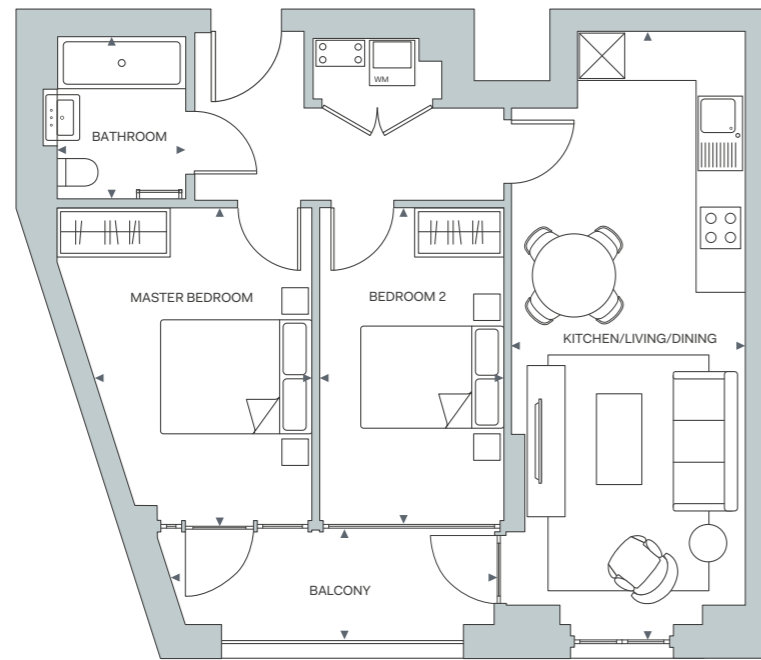
For terms and conditions please see page 122




## APARTMENT 04, 34, 65, 127, 156

2 BED

TOTAL INTERNAL AREA	59.92 sq m	645 sq ft
LIVING/DINING/KITCHEN	7.85 x 3.09 m	25' 9" x 10' 2" ft
MASTER BEDROOM	4.14 x 2.88 m	13' 7" x 9' 5" ft
BEDROOM 2	4.13 x 2.44 m	13' 7" x 8' 0" ft
BATHROOM	2.15 x 1.7 m	7' 0½" x 5' 7" ft
TOTAL EXTERNAL AREA	5.92 sq m	64 sq ft
BALCONY	1.44 x 4.32 m	4' 8½" x 14' 2" ft



FLOOR	APARTMENT
08	
07	
06	156
05	127
04	96
03	65
02	34
01	04



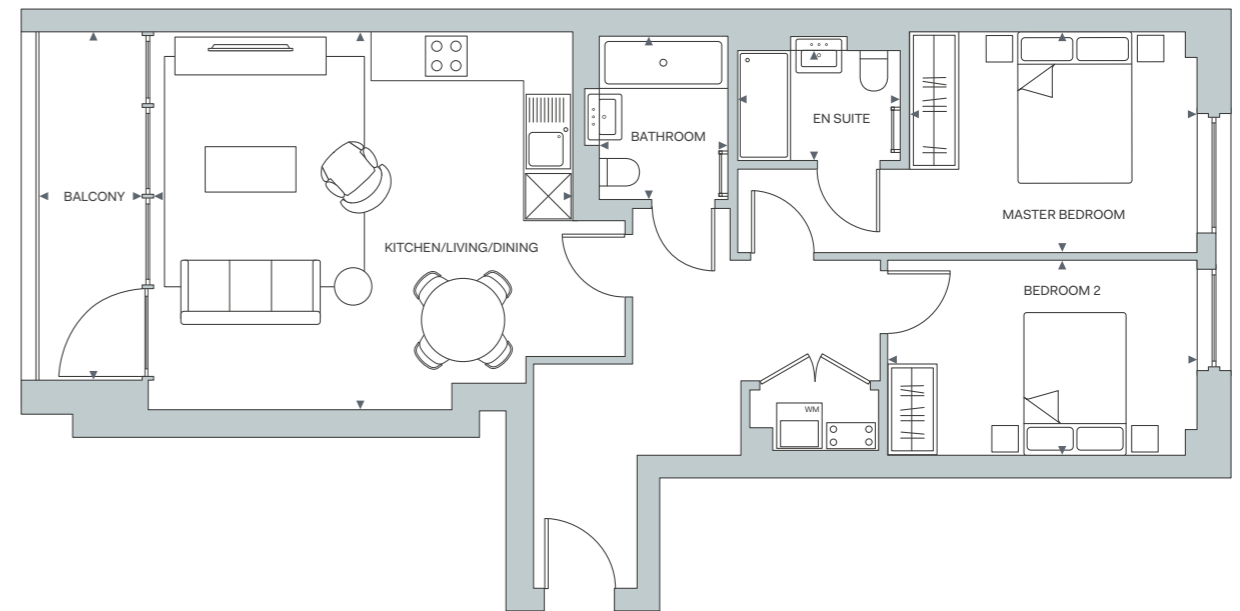
KEY	
WM	Washing machine
S	Storage

For terms and conditions please see page 122


## APARTMENT 05, 35, 66, 97, 128, 157

2 BED

TOTAL INTERNAL AREA	76.18 sq m	820 sq ft
LIVING/DINING/KITCHEN	5.0 x 5.53 m	16' 5" x 18' 2" ft
MASTER BEDROOM	2.92 x 3.81 m	9' 7" x 12' 6" ft
ENSUITE	1.47 x 2.15 m	4' 10" x 7' 1" ft
BEDROOM 2	2.58 x 4.09 m	8' 5½" x 13' 5" ft
BATHROOM	2.16 x 1.71 m	7' 1" x 5' 7" ft
TOTAL EXTERNAL AREA	6.88 sq m	74 sq ft
BALCONY	4.61 x 1.4 m	15' 1½" x 4' 7" ft



FLOOR	APARTMENT
08	
07	
06	157
05	128
04	97
03	66
02	35
01	05



KEY	
WM	Washing machine
S	Storage

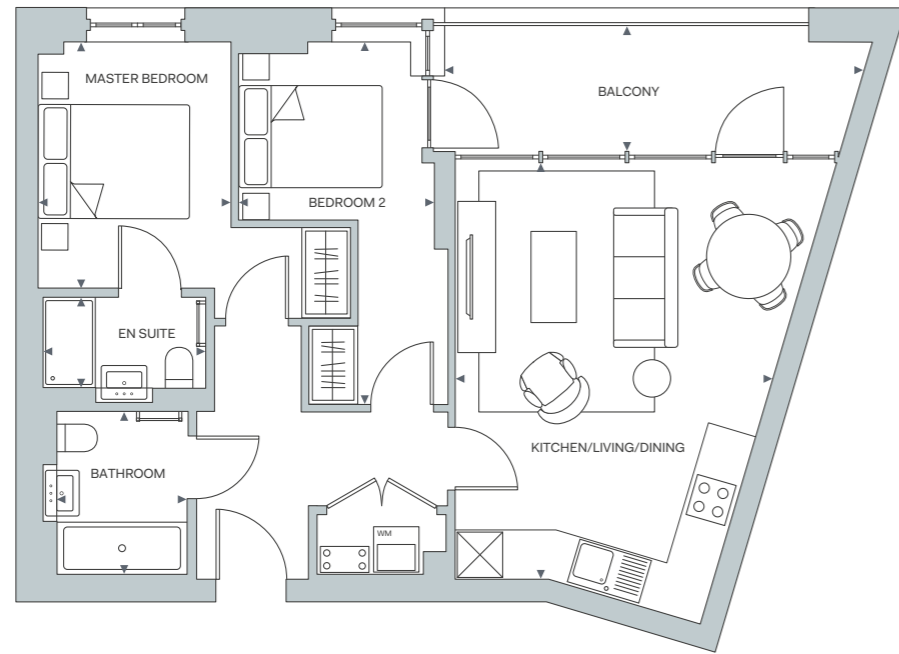
For terms and conditions please see page 122



## APARTMENT 06, 36, 67, 98, 129, 158

2 BED

TOTAL INTERNAL AREA	62.25 sq m	670 sq ft
LIVING/DINING/KITCHEN	5.51 x 4.18 m	18' 1" x 13' 8" ft
MASTER BEDROOM	3.26 x 2.53 m	10' 8" x 8' 4" ft
ENSUITE	1.2 x 2.15 m	3' 11" x 7' 1" ft
BEDROOM 2	4.79 x 2.61 m	15' 8½" x 8' 7" ft
BATHROOM	2.15 x 1.7 m	7' 0½" x 5' 7" ft
TOTAL EXTERNAL AREA	9.06 sq m	98 sq ft
BALCONY	1.66 x 5.42 m	5' 5½" x 17' 9" ft



FLOOR	APARTMENT
08	
07	
06	158
05	129
04	98
03	67
02	36
01	06



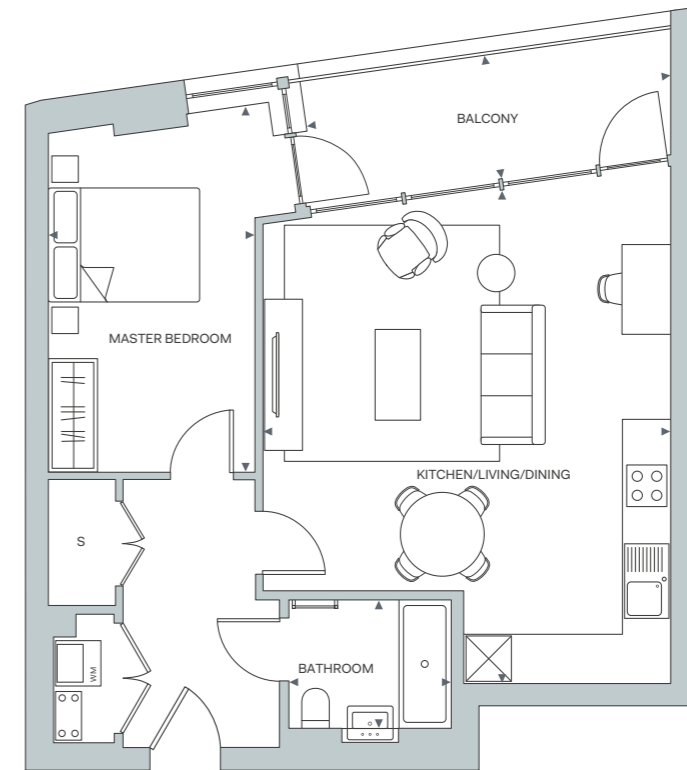
KEY	
WM	Washing machine
S	Storage

For terms and conditions please see page 122


## APARTMENT 07, 37, 68, 99, 130

1 BED

TOTAL INTERNAL AREA	61.32 sq m	660 sq ft
LIVING/DINING/KITCHEN	6.51 x 5.39 m	21' 4½" x 17' 8" ft
MASTER BEDROOM	4.76 x 2.74 m	15' 7½" x 9' 0" ft
BATHROOM	1.69 x 2.15 m	5' 6½" x 7' 1" ft
TOTAL EXTERNAL AREA	8.13 sq m	88 sq ft
BALCONY	1.65 x 4.83 m	5' 5" x 15' 10" ft



FLOOR	APARTMENT
08	
07	
06	
05	130
04	99
03	68
02	37
01	07



KEY	
WM	Washing machine
S	Storage

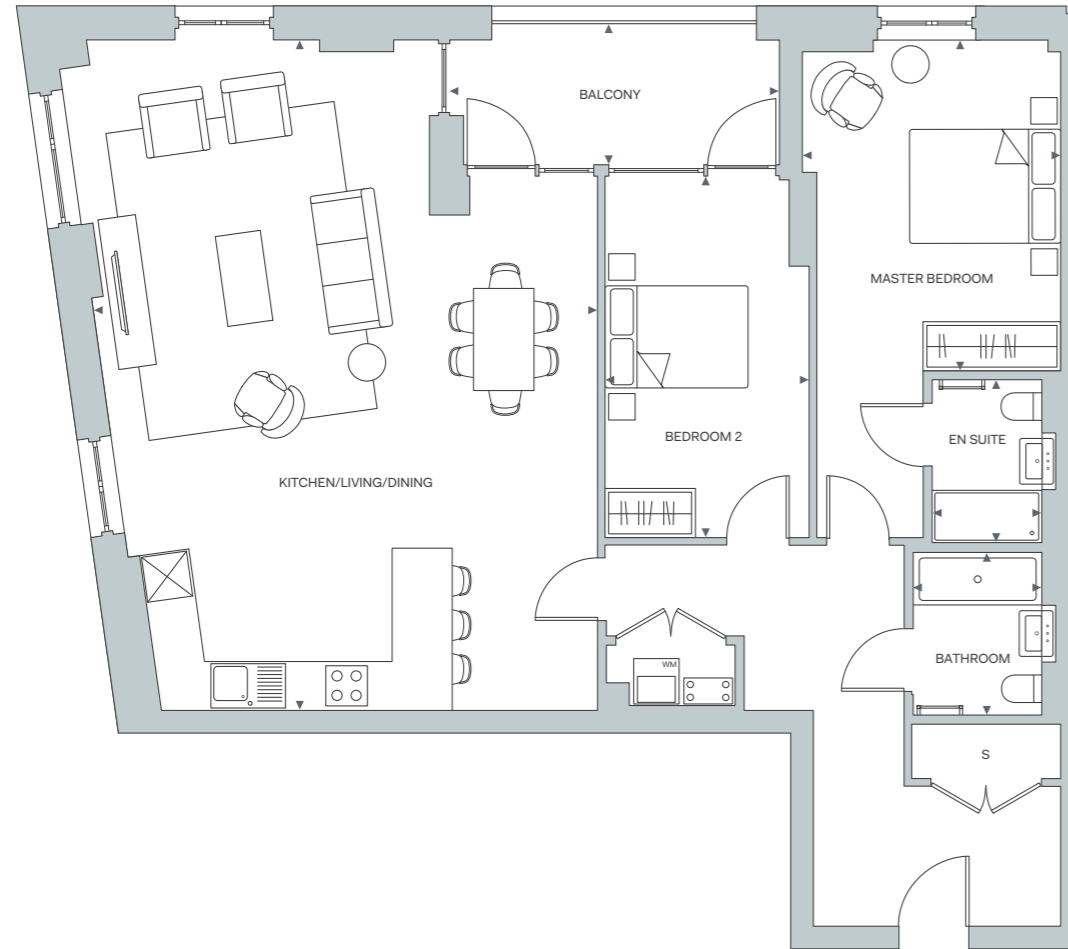
For terms and conditions please see page 122



# APARTMENT 08, 38, 69, 100, 131

2 BED

TOTAL INTERNAL AREA	111.95 sq m	1205 sq ft
LIVING/DINING/KITCHEN	8.87 x 6.66 m	29' 1" x 21' 10" ft
MASTER BEDROOM	4.39 x 3.42 m	14' 5" x 11' 3" ft
ENSUITE	2.15 x 1.45 m	7' 0½" x 4' 9" ft
BEDROOM 2	4.78 x 2.7 m	15' 8" x 8' 10" ft
BATHROOM	2.15 x 1.7 m	7' 0½" x 5' 7" ft
TOTAL EXTERNAL AREA	7.85 sq m	85 sq ft
BALCONY	1.85 x 4.18 m	6' 1" x 13' 8" ft



FLOOR	APARTMENT
08	
07	
06	
05	131
04	100
03	69
02	38
01	08



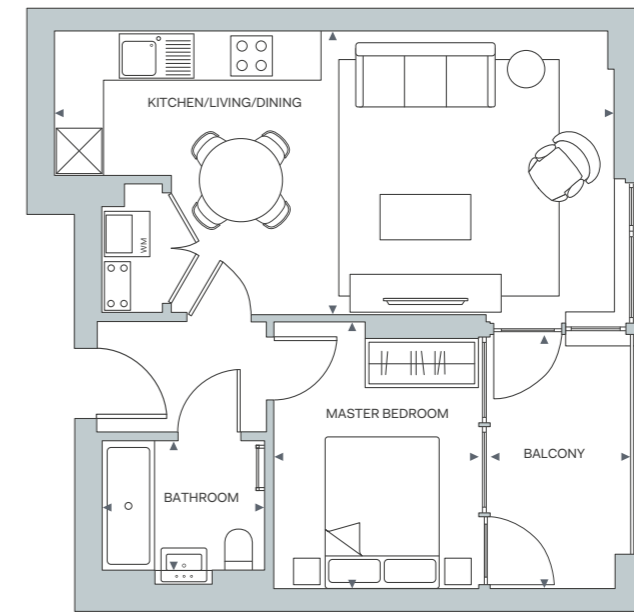
KEY	
WM	Washing machine
S	Storage

For terms and conditions please see page 122

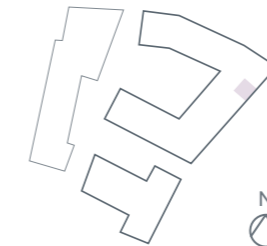
# APARTMENT 09, 39, 70, 101, 132

1 BED

TOTAL INTERNAL AREA	45.24 sq m	487 sq ft
LIVING/DINING/KITCHEN	3.73 x 7.4 m	12' 3" x 24' 3" ft
MASTER BEDROOM	3.53 x 2.7 m	11' 7" x 8' 10" ft
BATHROOM	1.71 x 2.15 m	5' 7½" x 7' 1" ft
TOTAL EXTERNAL AREA	6.14 sq m	66 sq ft
BALCONY	3.35 x 1.86 m	11' 0" x 6' 1" ft



FLOOR	APARTMENT
08	
07	
06	
05	132
04	101
03	70
02	39
01	09



KEY	
WM	Washing machine
S	Storage

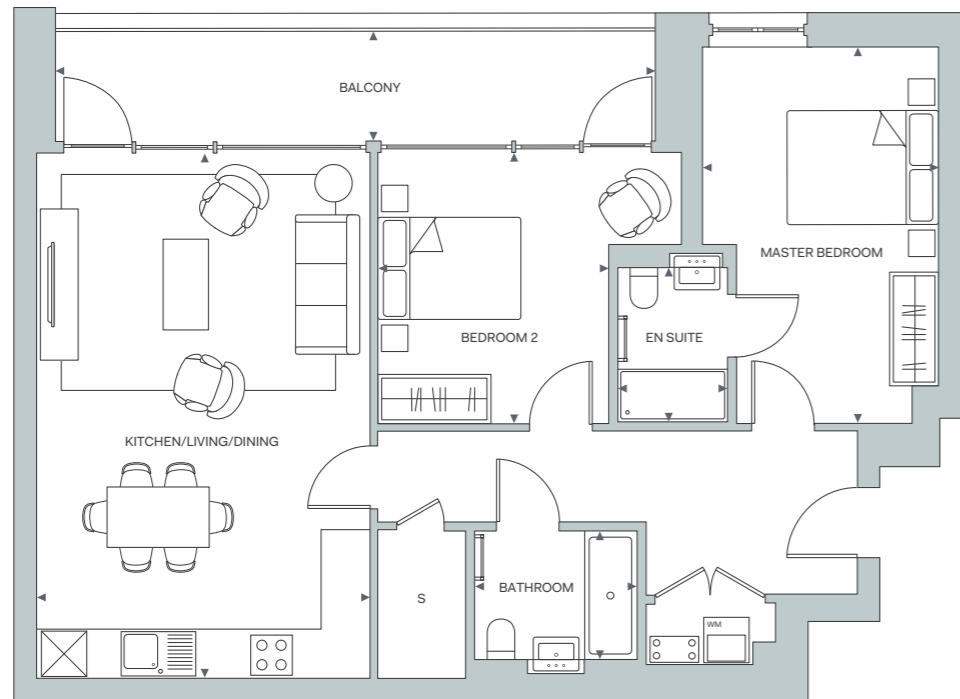
For terms and conditions please see page 122




## APARTMENT 10, 40, 71, 102, 133

2 BED

TOTAL INTERNAL AREA	82.68 sq m	890 sq ft
LIVING/DINING/KITCHEN	6.97 x 4.41 m	22' 10½" x 14' 6" ft
MASTER BEDROOM	4.96 x 3.2 m	16' 3½" x 10' 6" ft
ENSUITE	2.04 x 1.45 m	6' 8½" x 4' 9" ft
BEDROOM 2	3.58 x 3.06 m	11' 9" x 10' 0" ft
BATHROOM	1.7 x 2.15 m	5' 7" x 7' 1" ft
TOTAL EXTERNAL AREA	12.65 sq m	136 sq ft
BALCONY	1.43 x 7.93 m	4' 8½" x 26' 0" ft



FLOOR	APARTMENT
08	
07	
06	
05	133
04	102
03	71
02	40
01	10



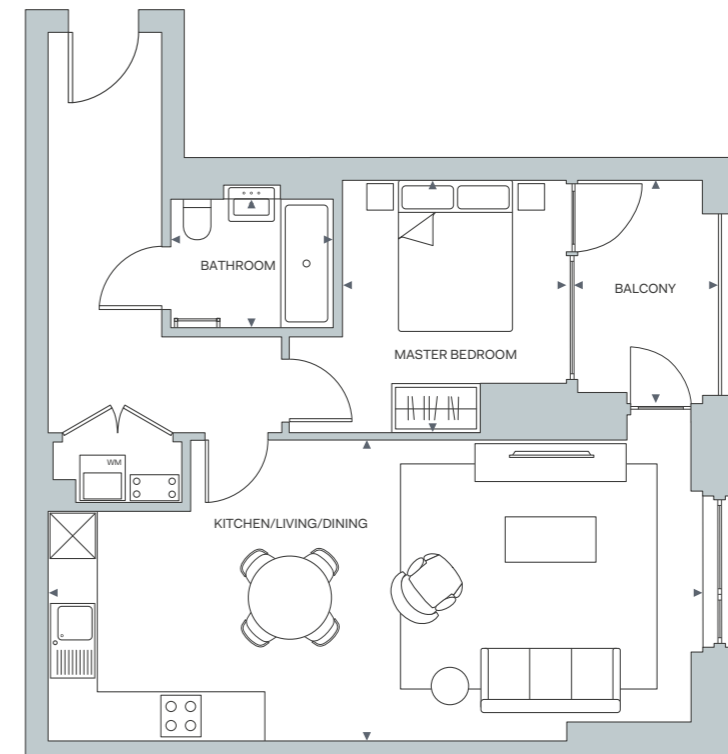
KEY	
WM	Washing machine
S	Storage

For terms and conditions please see page 122


## APARTMENT 11, 41, 72, 103, 134

1 BED

TOTAL INTERNAL AREA	60.67 sq m	653 sq ft
LIVING/DINING/KITCHEN	3.98 x 8.66 m	13' 0½" x 28' 5" ft
MASTER BEDROOM	3.34 x 2.96 m	10' 11½" x 9' 9" ft
BATHROOM	1.7 x 2.15 m	5' 7" x 7' 1" ft
TOTAL EXTERNAL AREA	5.42 sq m	58 sq ft
BALCONY	2.81 x 1.86 m	9' 2½" x 6' 1" ft



FLOOR	APARTMENT
08	
07	
06	
05	134
04	103
03	72
02	41
01	11



KEY	
WM	Washing machine
S	Storage

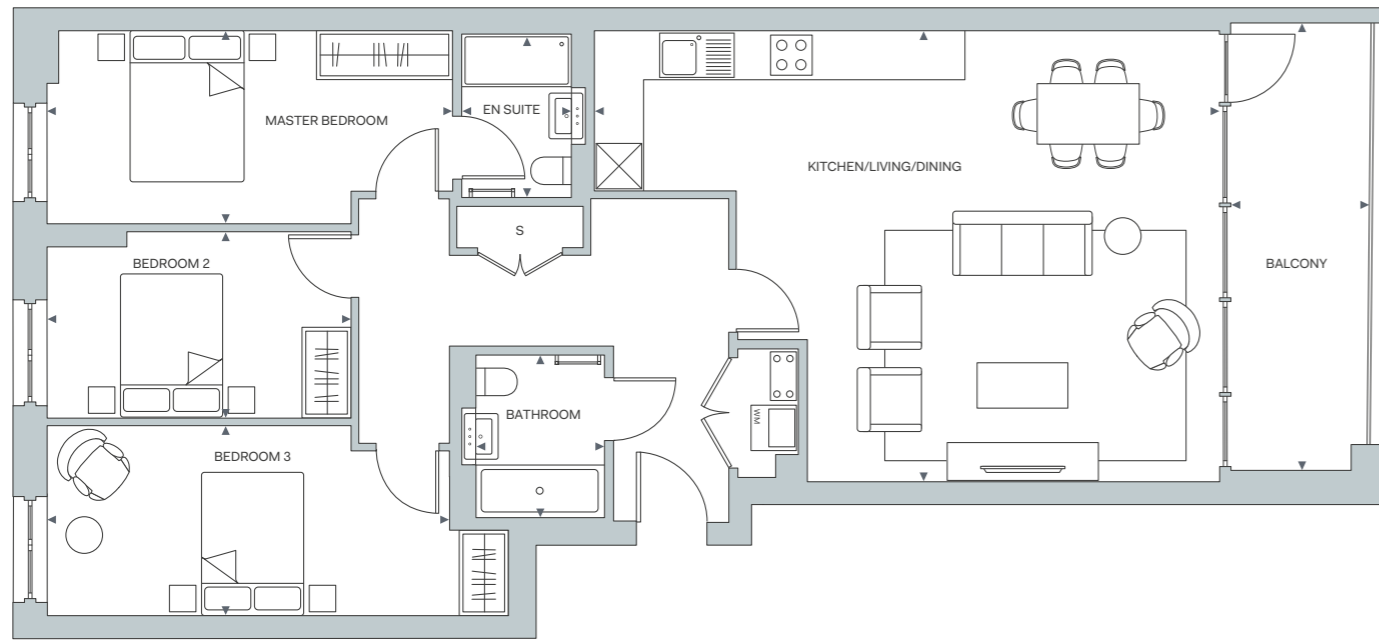
For terms and conditions please see page 122



# APARTMENT 12

3 BED

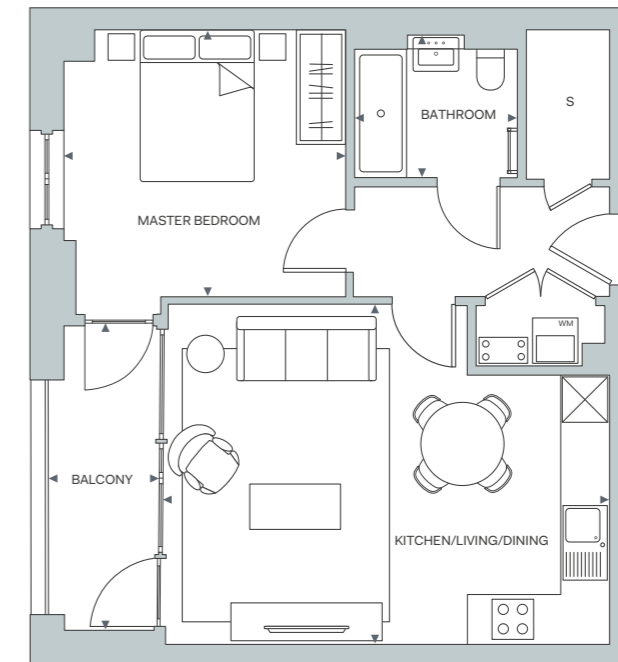
TOTAL INTERNAL AREA	104.79 sq m	1128 sq ft
LIVING/DINING/KITCHEN	5.97 x 8.27 m	19' 7" x 27' 1" ft
MASTER BEDROOM	2.55 x 5.37 m	8' 4½" x 17' 7" ft
ENSUITE	2.12 x 1.45 m	6' 11½" x 4' 9" ft
BEDROOM 2	2.48 x 4.02 m	8' 2" x 13' 2" ft
BEDROOM 3	2.53 x 5.33 m	8' 3½" x 17' 6" ft
BATHROOM	2.15 x 1.7 m	7' 0½" x 5' 7" ft
TOTAL EXTERNAL AREA	10.57 sq m	114 sq ft
BALCONY	5.92 x 1.84 m	19' 5" x 6' 0" ft



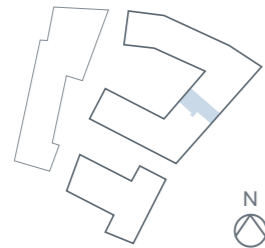
# APARTMENT 13

1 BED

TOTAL INTERNAL AREA	52.30 sq m	563 sq ft
LIVING/DINING/KITCHEN	4.49 x 5.87 m	14' 9" x 19' 3" ft
MASTER BEDROOM	3.52 x 3.72 m	11' 6½" x 12' 3" ft
BATHROOM	1.88 x 2.15 m	6' 2" x 7' 1" ft
TOTAL EXTERNAL AREA	5.97 sq m	64 sq ft
BALCONY	4.06 X 1.44 m	13' 4" x 4' 9" ft




FLOOR	APARTMENT
08	
07	
06	
05	
04	
03	
02	
01	12



KEY	
WM	Washing machine
S	Storage

For terms and conditions please see page 122

FLOOR	APARTMENT
08	
07	
06	
05	
04	
03	
02	
01	13



KEY	
WM	Washing machine
S	Storage

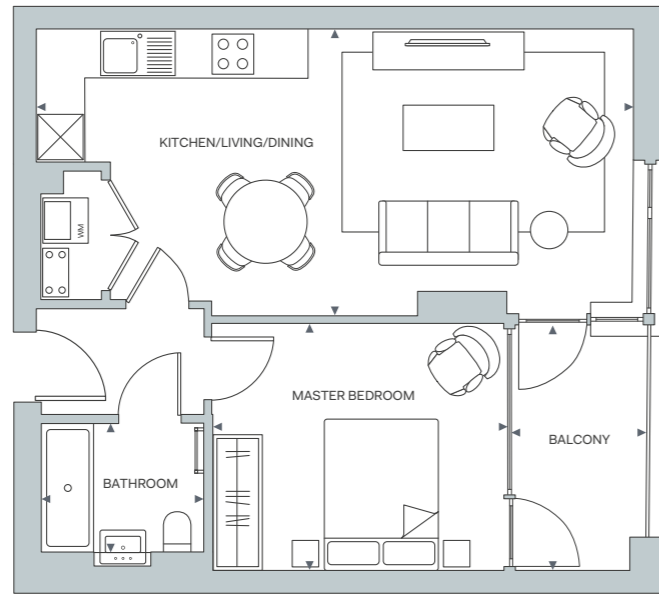
For terms and conditions please see page 122



## APARTMENT 14, 44, 75, 136

1 BED

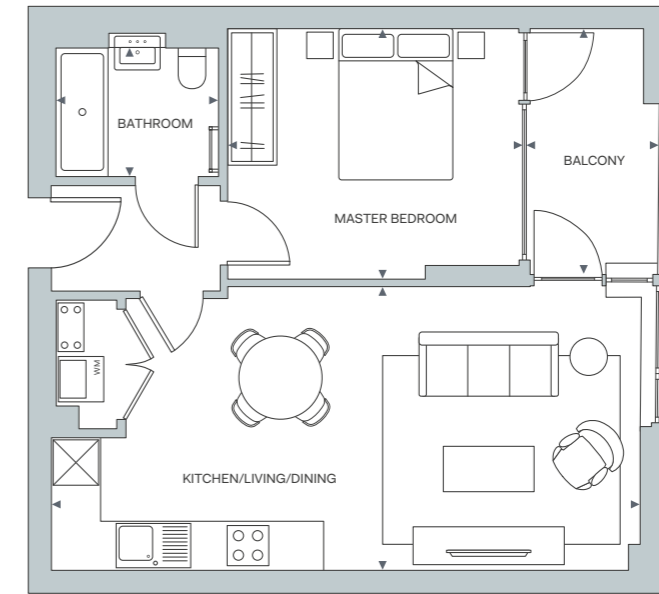
TOTAL INTERNAL AREA	50.73 sq m	546 sq ft
LIVING/DINING/KITCHEN	3.79 x 7.9 m	12' 5½" x 25' 11" ft
MASTER BEDROOM	3.27 x 3.86 m	10' 8½" x 12' 8" ft
BATHROOM	1.7 x 2.15 m	5' 7" x 7' 1" ft
TOTAL EXTERNAL AREA	5.71 sq m	62 sq ft
BALCONY	3.09 x 1.78 m	10' 2" x 5' 10" ft




## APARTMENT 15, 45, 76, 107, 138

1 BED

TOTAL INTERNAL AREA	50.17 sq m	540 sq ft
LIVING/DINING/KITCHEN	3.75 x 7.79 m	12' 3½" x 25' 7" ft
MASTER BEDROOM	3.31 x 3.86 m	10' 10½" x 12' 8" ft
BATHROOM	1.7 x 2.19 m	5' 7" x 7' 2" ft
TOTAL EXTERNAL AREA	5.17 sq m	56 sq ft
BALCONY	3.1 x 1.74 m	10' 2" x 5' 9" ft



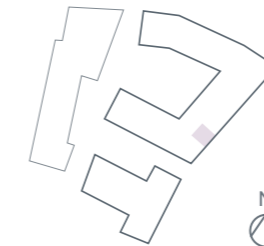
FLOOR	APARTMENT
08	
07	
06	
05	136
04	105
03	75
02	44
01	14



KEY	
WM	Washing machine
S	Storage

For terms and conditions please see page 122

FLOOR	APARTMENT
08	
07	
06	
05	138
04	107
03	76
02	45
01	15



KEY	
WM	Washing machine
S	Storage

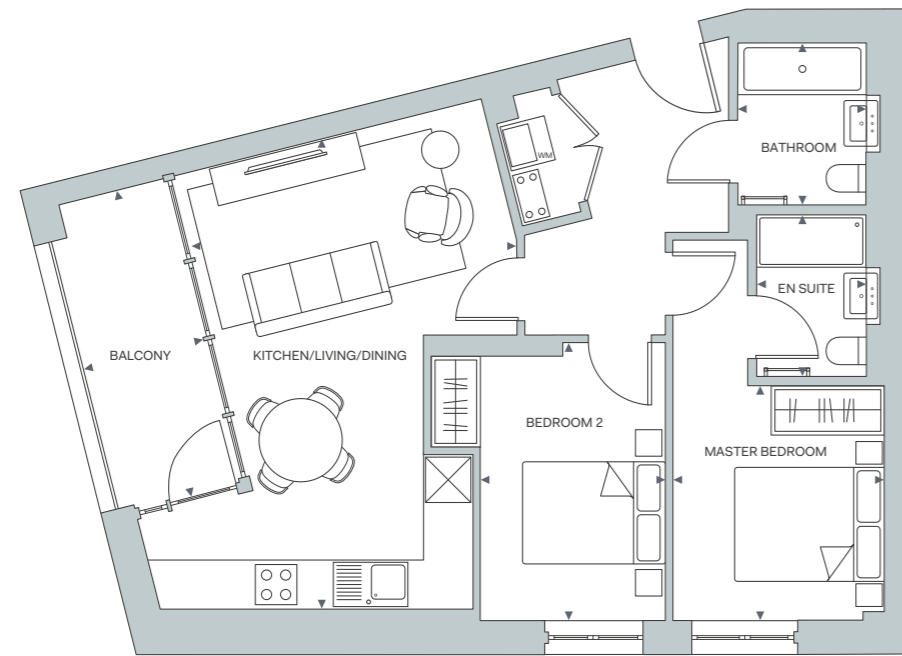
For terms and conditions please see page 122



## APARTMENT 16, 46, 77, 108, 139

2 BED

TOTAL INTERNAL AREA	64.01 sq m	689 sq ft
LIVING/DINING/KITCHEN	6.21 x 4.31 m	20' 4½" x 14' 2" ft
MASTER BEDROOM	3.11 x 2.81 m	10' 2½" x 9' 3" ft
ENSUITE	2.14 x 1.45 m	7' 0" x 4' 9" ft
BEDROOM 2	3.67 x 2.45 m	12' 0½" x 8' 0" ft
BATHROOM	2.15 x 1.7 m	7' 0½" x 5' 7" ft
TOTAL EXTERNAL AREA	6.67 sq m	72 sq ft
BALCONY	1.64 x 4.14 m	5' 4½" x 13' 7" ft



FLOOR	APARTMENT
08	
07	
06	
05	139
04	108
03	77
02	46
01	16



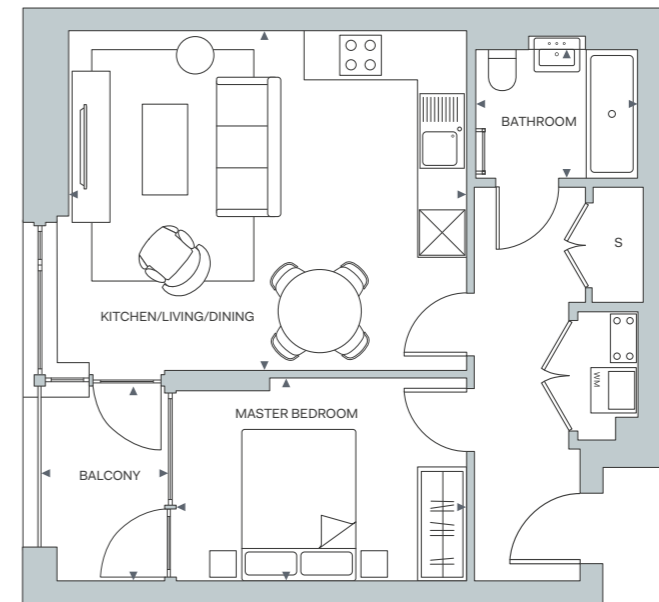
KEY	
WM	Washing machine
S	Storage

For terms and conditions please see page 122


## APARTMENT 17, 47, 78, 109, 140

1 BED

TOTAL INTERNAL AREA	50.07 sq m	539 sq ft
LIVING/DINING/KITCHEN	4.49 x 5.26 m	14' 9" x 17' 3" ft
MASTER BEDROOM	2.68 x 3.84 m	8' 9½" x 12' 7" ft
BATHROOM	1.7 x 2.15 m	5' 7" x 7' 1" ft
TOTAL EXTERNAL AREA	4.06 sq m	44 sq ft
BALCONY	2.42 x 1.69 m	7' 11½" x 5' 6" ft



FLOOR	APARTMENT
08	
07	
06	
05	140
04	109
03	78
02	47
01	17



KEY	
WM	Washing machine
S	Storage

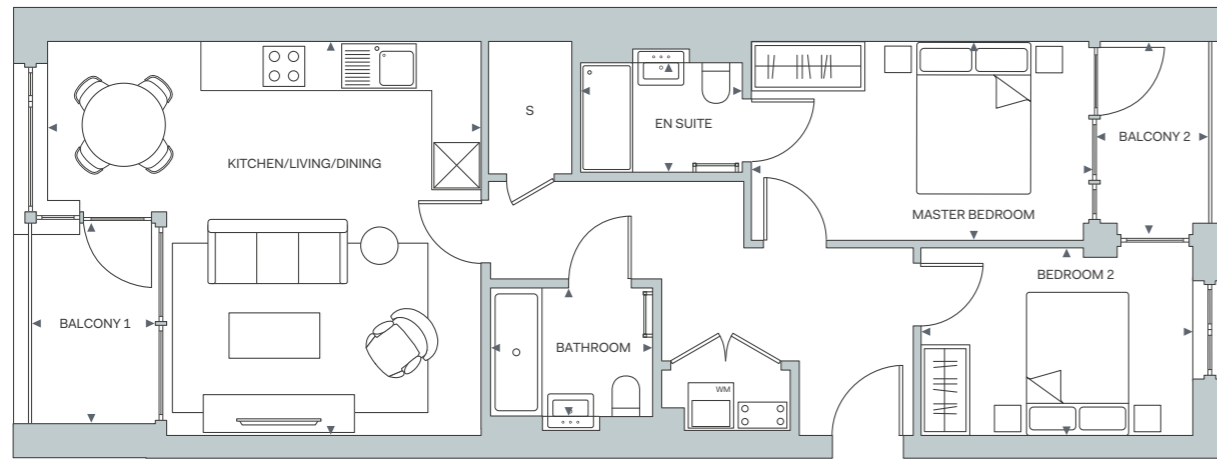
For terms and conditions please see page 122



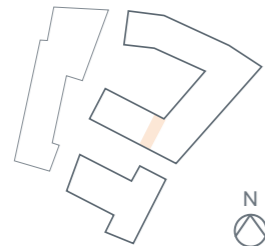
# APARTMENT 18, 48, 79, 110, 141

2 BED

TOTAL INTERNAL AREA	70.42 sq m	758 sq ft
LIVING/DINING/KITCHEN	5.21 x 5.73 m	17' 1" x 18' 10" ft
MASTER BEDROOM	2.63 x 4.51 m	8' 7½" x 14' 10" ft
ENSUITE	1.45 x 2.14 m	4' 9" x 7' 0" ft
BEDROOM 2	2.48 x 3.60 m	8' 1½" x 11' 10" ft
BATHROOM	1.7 x 2.15 m	5' 7" x 7' 1" ft
TOTAL EXTERNAL AREA	7.85 sq m	84 sq ft
BALCONY 1	2.65 x 1.63 m	8' 8½" x 5' 4" ft
BALCONY 2	2.55 x 1.49 m	8' 4½" x 4' 11" ft



FLOOR	APARTMENT
08	
07	
06	
05	141
04	110
03	79
02	48
01	18



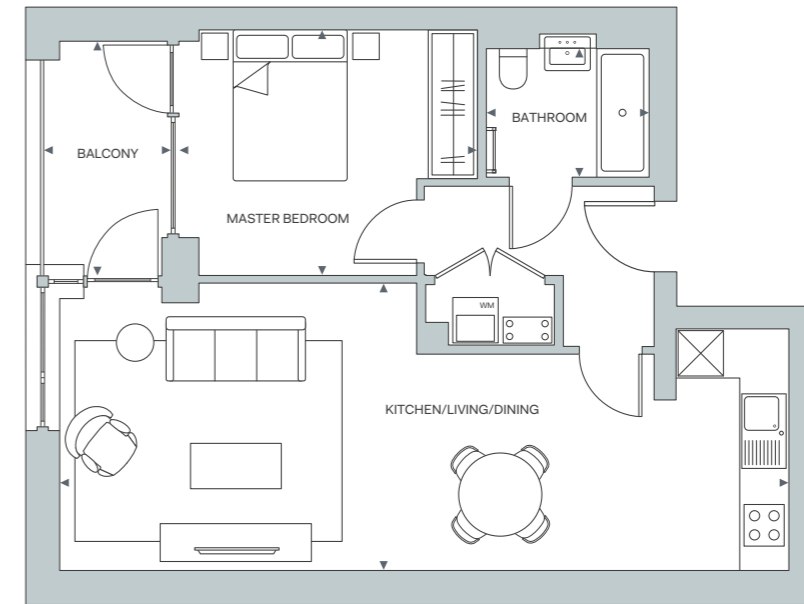
KEY	
WM	Washing machine
S	Storage

For terms and conditions please see page 122

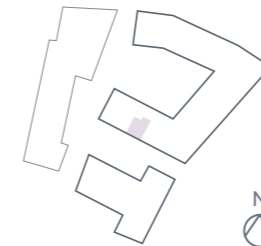
# APARTMENT 19

1 BED

TOTAL INTERNAL AREA	56.21 sq m	605 sq ft
LIVING/DINING/KITCHEN	3.8 x 9.64 m	12' 5½" x 31' 8" ft
MASTER BEDROOM	3.25 x 3.94 m	10' 8" x 12' 11" ft
BATHROOM	1.7 x 2.15 m	5' 7" x 7' 1" ft
TOTAL EXTERNAL AREA	4.91 sq m	53 sq ft
BALCONY	3.1 x 1.63 m	10' 2" x 5' 4" ft



FLOOR	APARTMENT
08	
07	
06	
05	
04	
03	
02	
01	19



KEY	
WM	Washing machine
S	Storage

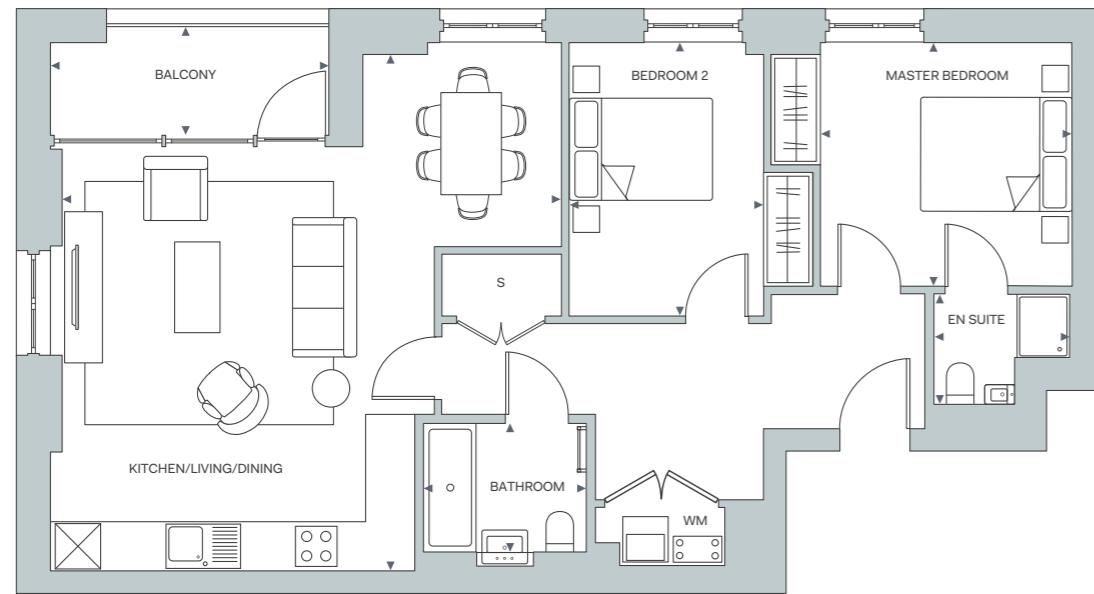
For terms and conditions please see page 122



## APARTMENT 20, 52, 82, 114, 145

2 BED

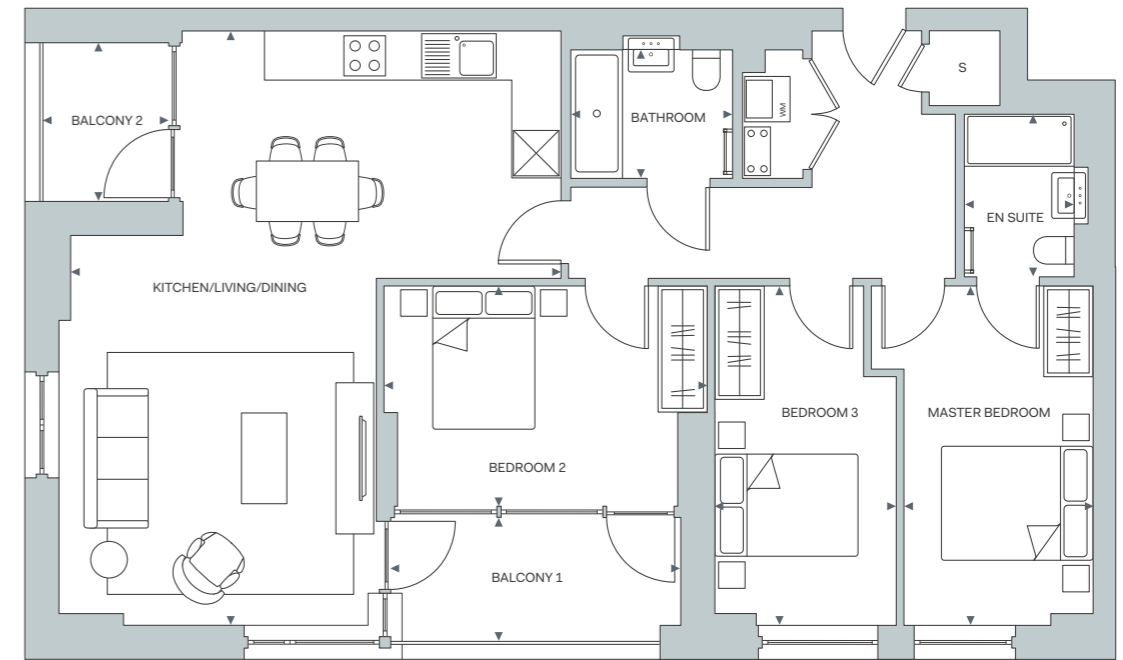
TOTAL INTERNAL AREA	80.45 sq m	866 sq ft
LIVING/DINING/KITCHEN	6.83 x 6.76 m	22' 5" x 22' 2" ft
MASTER BEDROOM	3.22 x 3.32 m	10' 7" x 10' 11" ft
BEDROOM 2	3.61 x 2.58 m	11' 10½" x 8' 5" ft
BATHROOM	1.7 x 2.15 m	5' 7" x 7' 1" ft
TOTAL EXTERNAL AREA	5.56 sq m	60 sq ft
BALCONY	1.44 x 3.68 m	4' 8½" x 12' 1" ft



## APARTMENT 21, 51, 83, 113, 144

3 BED

TOTAL INTERNAL AREA	94.20 sq m	1014 sq ft
LIVING/DINING/KITCHEN	7.86 x 6.48 m	25' 9½" x 21' 3" ft
MASTER BEDROOM	4.49 x 2.5 m	14' 8½" x 8' 2" ft
ENSUITE	2.15 x 1.45 m	7' 0½" x 4' 9" ft
BEDROOM 2	2.91 x 4.28 m	9' 6½" x 14' 0" ft
BEDROOM 3	4.49 x 2.4 m	14' 8½" x 7' 10" ft
BATHROOM	1.7 x 2.18 m	5' 7" x 7' 2" ft
TOTAL EXTERNAL AREA	9.01 sq m	97 sq ft
BALCONY 1	1.64 x 3.69 m	5' 5" x 12' 1" ft
BALCONY 2	2.12 x 1.66 m	6' 11½" x 5' 5" ft



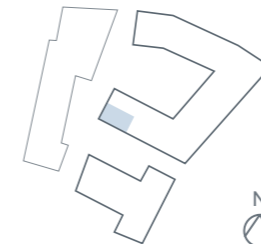
FLOOR	APARTMENT
08	
07	
06	
05	145
04	114
03	82
02	52
01	20



KEY	
WM	Washing machine
S	Storage

For terms and conditions please see page 122

FLOOR	APARTMENT
08	
07	
06	
05	144
04	113
03	83
02	51
01	21



KEY	
WM	Washing machine
S	Storage

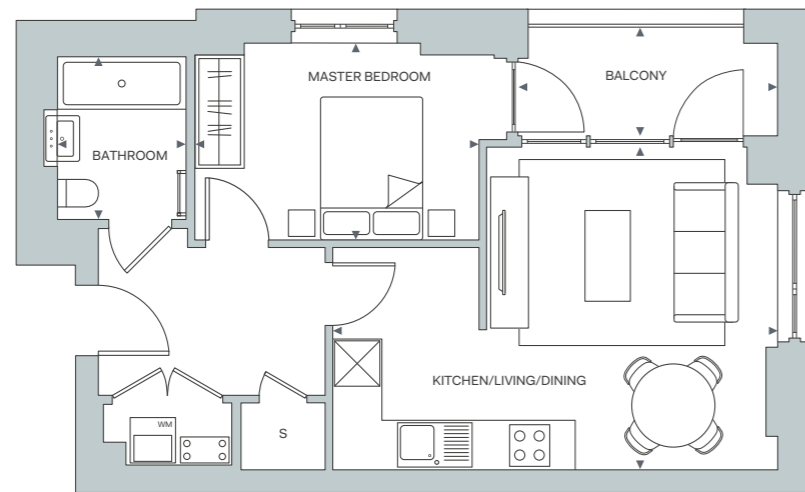
For terms and conditions please see page 122



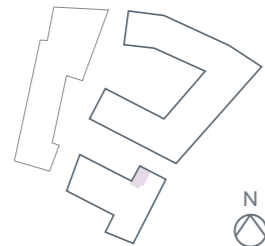
## APARTMENT 22, 53, 84, 115

1 BED

TOTAL INTERNAL AREA	46.92 sq m	505 sq ft
LIVING/DINING/KITCHEN	4.29 x 5.88 m	14' 1" x 19' 4" ft
MASTER BEDROOM	2.6 x 3.75 m	8' 6½" x 12' 4" ft
BATHROOM	2.15 x 1.7 m	7' 0½" x 5' 7" ft
TOTAL EXTERNAL AREA	4.75 sq m	51 sq ft
BALCONY	1.43 x 3.44 m	4' 8½" x 11' 3" ft



FLOOR	APARTMENT
08	
07	
06	
05	
04	115
03	84
02	53
01	22



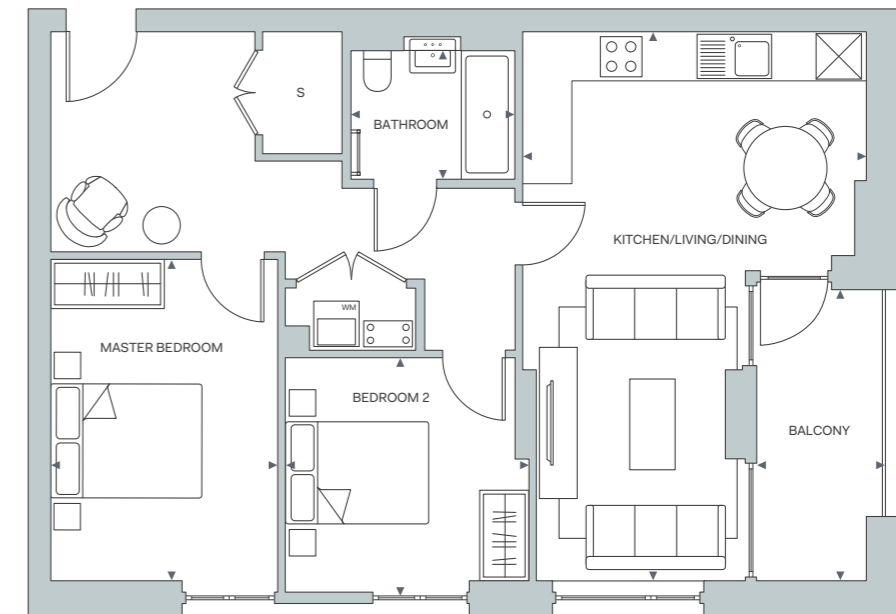
KEY	
WM	Washing machine
S	Storage

For terms and conditions please see page 122

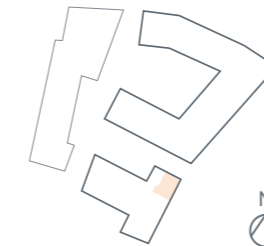
## APARTMENT 23, 54, 85, 116

2 BED

TOTAL INTERNAL AREA	71.07 sq m	765 sq ft
LIVING/DINING/KITCHEN	7.25 x 4.54 m	23' 9½" x 14' 11" ft
MASTER BEDROOM	4.25 x 2.99 m	13' 11½" x 9' 10" ft
BEDROOM 2	3.12 x 3.22 m	10' 3" x 10' 7" ft
BATHROOM	1.67 x 2.15 m	5' 6" x 7' 1" ft
TOTAL EXTERNAL AREA	6.14 sq m	66 sq ft
BALCONY	3.85 x 1.66 m	12' 7½" x 5' 5" ft



FLOOR	APARTMENT
08	
07	
06	
05	
04	116
03	85
02	54
01	23



KEY	
WM	Washing machine
S	Storage

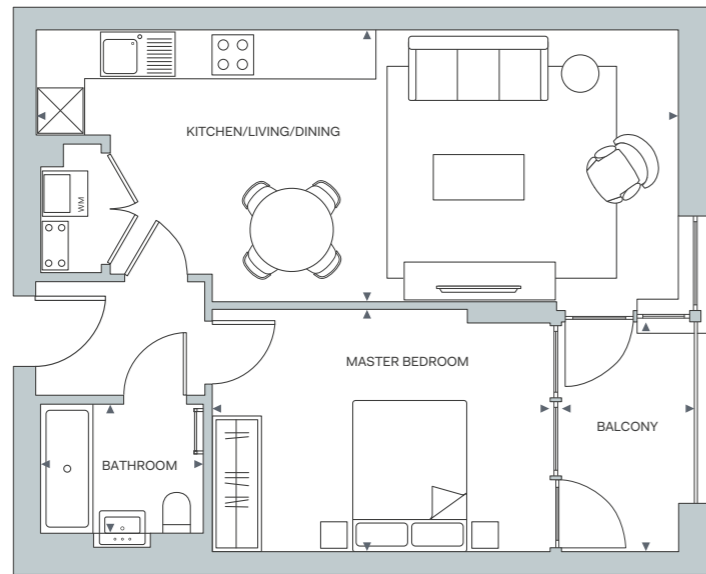
For terms and conditions please see page 122



## APARTMENT 24, 55, 86, 117

1 BED

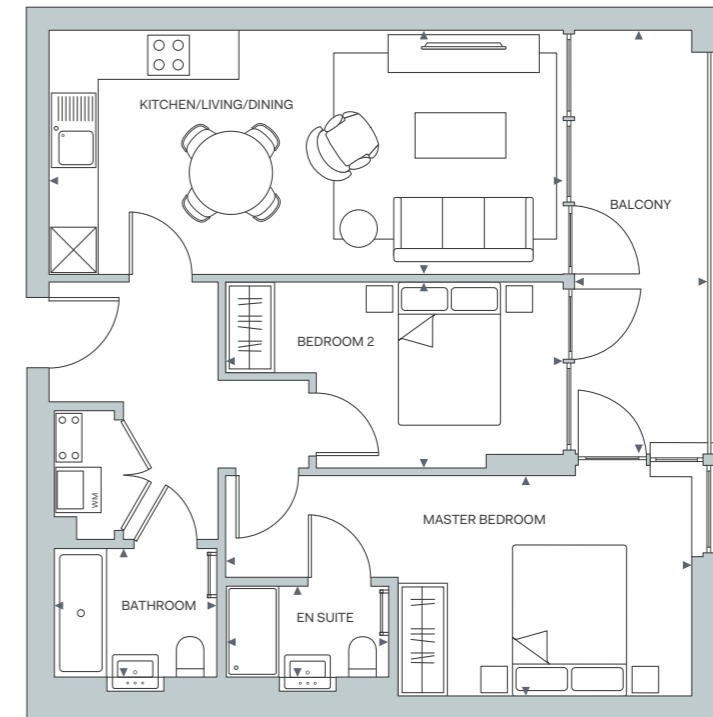
TOTAL INTERNAL AREA	53.23 sq m	573 sq ft
LIVING/DINING/KITCHEN	3.6 x 8.5 m	11' 9½" x 27' 11" ft
MASTER BEDROOM	3.2 x 4.47 m	10' 6" x 14' 8" ft
BATHROOM	1.69 x 2.15 m	5' 6½" x 7' 1" ft
TOTAL EXTERNAL AREA	5.18 sq m	56 sq ft
BALCONY	3.04 x 1.76 m	10' 0" x 5' 9" ft



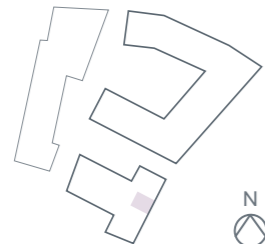
## APARTMENT 25, 56, 87, 118

2 BED

TOTAL INTERNAL AREA	65.50 sq m	705 sq ft
LIVING/DINING/KITCHEN	3.23 x 6.8 m	10' 7" x 22' 4" ft
MASTER BEDROOM	2.91 x 6.16 m	9' 6½" x 20' 3" ft
ENSUITE	1.2 x 2.16 m	3' 11" x 7' 1" ft
BEDROOM 2	2.46 x 4.46 m	8' 1" x 14' 8" ft
BATHROOM	1.7 x 2.16 m	5' 7" x 7' 1" ft
TOTAL EXTERNAL AREA	9.75 sq m	105 sq ft
BALCONY	5.6 x 1.75 m	18' 4½" x 5' 9" ft



FLOOR	APARTMENT
08	
07	
06	
05	
04	117
03	86
02	55
01	24



KEY	
WM	Washing machine
S	Storage

For terms and conditions please see page 122

FLOOR	APARTMENT
08	
07	
06	
05	
04	118
03	87
02	56
01	25



KEY	
WM	Washing machine
S	Storage

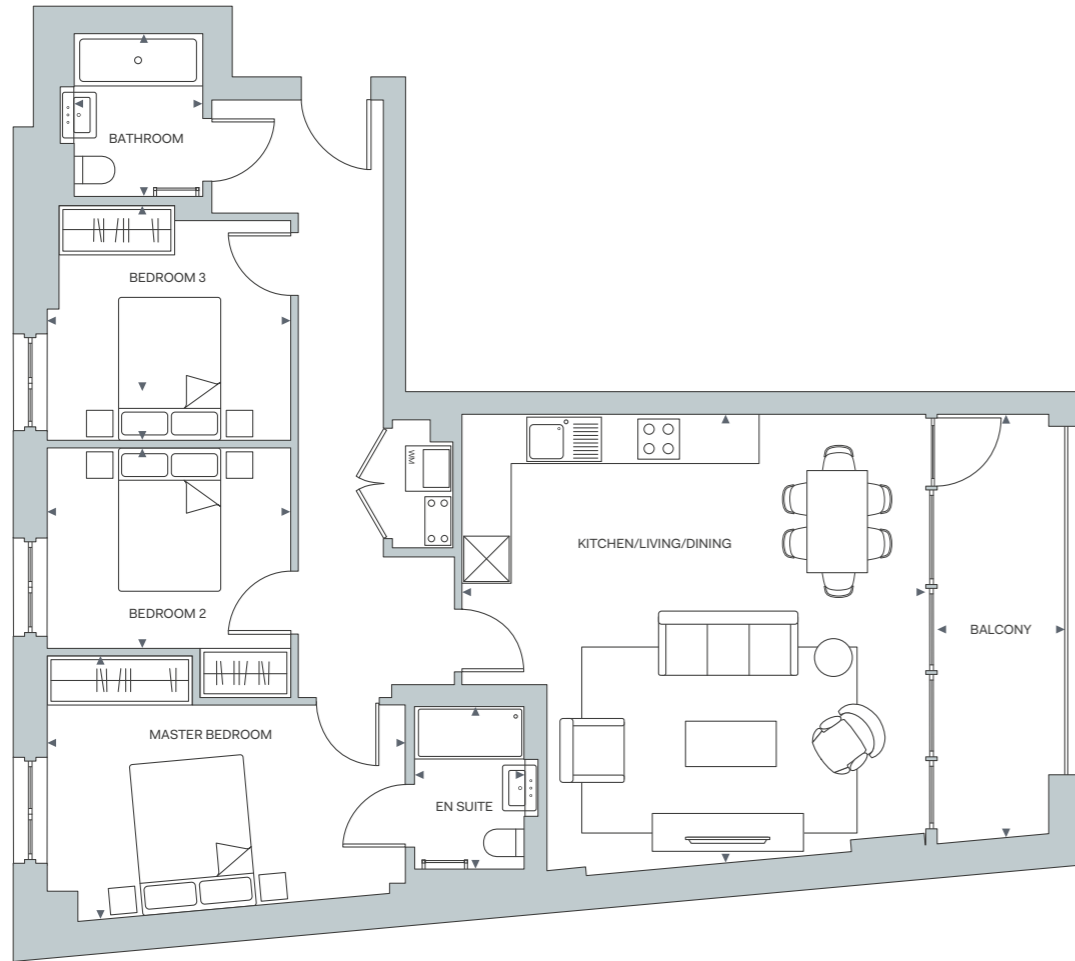
For terms and conditions please see page 122




# APARTMENT 26, 57, 88, 119

3 BED

TOTAL INTERNAL AREA	91.88 sq m	989 sq ft
LIVING/DINING/KITCHEN	5.91 x 6.13 m	19' 5" x 20' 1" ft
MASTER BEDROOM	3.35 x 4.74 m	11' 0" x 15' 6" ft
ENSUITE	2.15 x 1.45 m	7' 0½" x 4' 9" ft
BEDROOM 2	2.65 x 3.22 m	8' 8½" x 10' 7" ft
BEDROOM 3	3.11 x 3.22 m	10' 2½" x 10' 7" ft
BATHROOM	2.18 x 1.7 m	7' 2" x 5' 7" ft
TOTAL EXTERNAL AREA	9.20 sq m	99 sq ft
BALCONY	5.52 x 1.7 m	18' 1½" x 5' 7" ft



FLOOR	APARTMENT
08	
07	
06	
05	
04	119
03	88
02	57
01	26



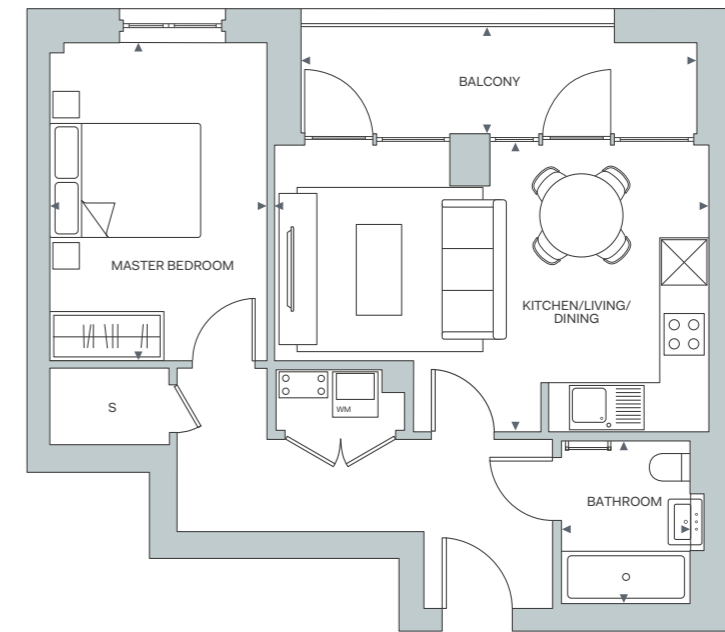
KEY	
WM	Washing machine
S	Storage

For terms and conditions please see page 122

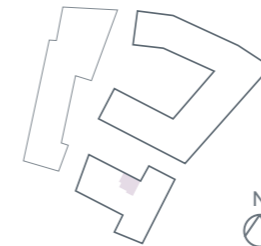
# APARTMENT 27

1 BED

TOTAL INTERNAL AREA	50.26 sq m	541 sq ft
LIVING/DINING/KITCHEN	3.82 x 5.74 m	12' 6½" x 18' 10" ft
MASTER BEDROOM	4.23 x 2.87 m	13' 10½" x 9' 5" ft
BATHROOM	2.15 x 1.7 m	7' 0½" x 5' 7" ft
TOTAL EXTERNAL AREA	7.22 sq m	78 sq ft
BALCONY	1.42 x 5.24 m	4' 8" x 17' 2" ft



FLOOR	APARTMENT
08	
07	
06	
05	
04	
03	
02	
01	27



KEY	
WM	Washing machine
S	Storage

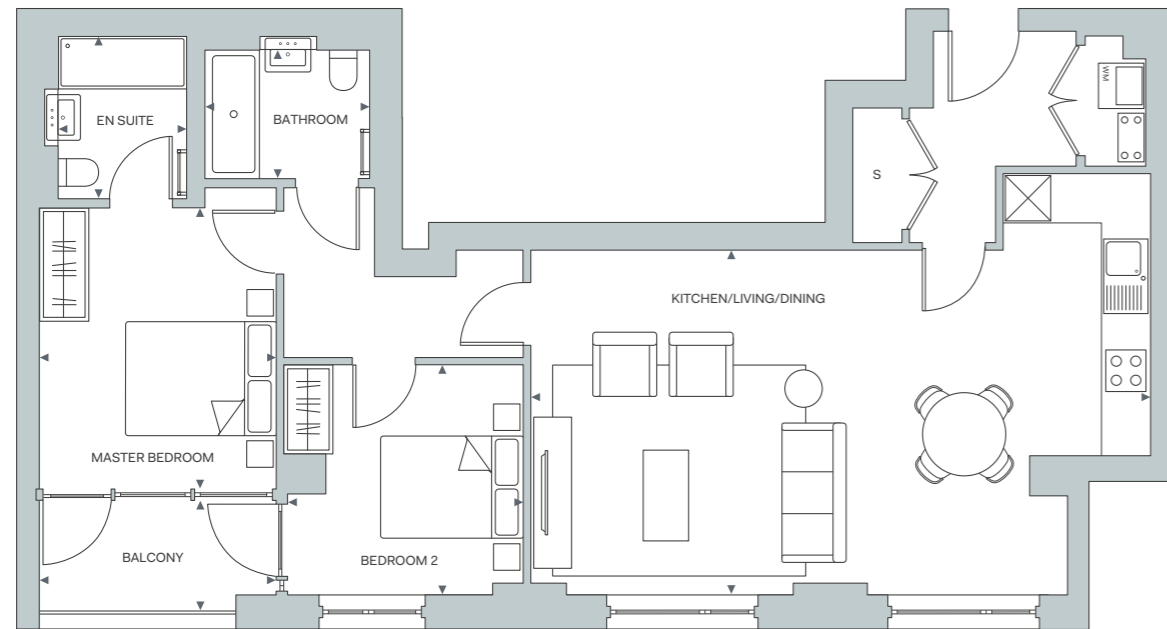
For terms and conditions please see page 122




# APARTMENT 28

2 BED

TOTAL INTERNAL AREA	82.68 sq m	890 sq ft
LIVING/DINING/KITCHEN	4.56 x 8.2 m	14' 11½" x 26' 11" ft
MASTER BEDROOM	3.74 x 3.13 m	12' 3½" x 10' 3" ft
ENSUITE	2.15 x 1.7 m	7' 0½" x 5' 7" ft
BEDROOM 2	3.04 x 3.1 m	9' 11½" x 10' 2" ft
BATHROOM	1.68 x 2.15 m	5' 6" x 7' 1" ft
TOTAL EXTERNAL AREA	4.47 sq m	48 sq ft
BALCONY	1.46 x 3.13 m	4' 9½" x 10' 3" ft



FLOOR	APARTMENT
08	
07	
06	
05	
04	
03	
02	
01	28



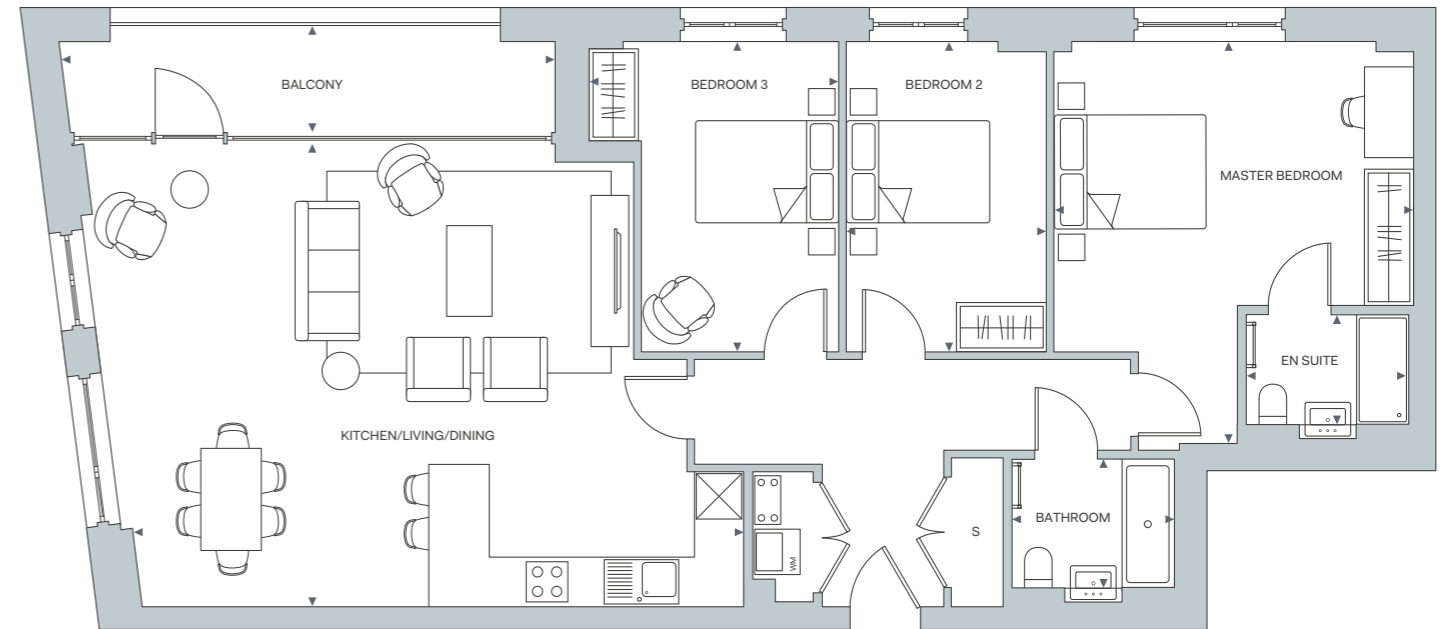
KEY	
WM	Washing machine
S	Storage

For terms and conditions please see page 122

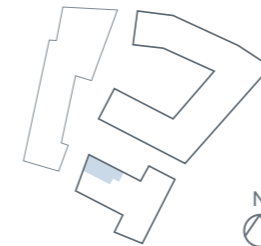
# APARTMENT 29, 60, 91

3 BED

TOTAL INTERNAL AREA	113.71 sq m	1224 sq ft
LIVING/DINING/KITCHEN	6.12 x 8.27 m	20' 1" x 27' 2" ft
MASTER BEDROOM	5.32 x 4.75 m	17' 5½" x 15' 7" ft
ENSUITE	1.45 x 2.15 m	4' 9" x 7' 0" ft
BEDROOM 2	4.1 x 2.65 m	13' 5½" x 8' 8" ft
BEDROOM 3	4.1 x 3.3 m	13' 5½" x 10' 10" ft
BATHROOM	1.68 x 2.15 m	5' 6" x 7' 1" ft
TOTAL EXTERNAL AREA	8.93 sq m	96 sq ft
BALCONY	1.4 x 6.49 m	4' 7½" x 21' 4" ft



FLOOR	APARTMENT
08	
07	
06	
05	
04	
03	91
02	60
01	29



KEY	
WM	Washing machine
S	Storage

For terms and conditions please see page 122



## APARTMENT 30, 61, 92

2 BED

TOTAL INTERNAL AREA	70.42 sq m	758 sq ft
LIVING/DINING/KITCHEN	5.9 x 5.33 m	19' 4" x 17' 6" ft
MASTER BEDROOM	4.49 x 2.75 m	14' 9" x 9' 0" ft
BEDROOM 2	3.31 x 3.38 m	10' 10" x 11' 1" ft
BATHROOM	1.7 x 2.15 m	5' 7" x 7' 1" ft
TOTAL EXTERNAL AREA	7.65 sq m	82 sq ft
BALCONY	1.46 x 5.27 m	4' 9½" x 17' 3" ft



FLOOR	APARTMENT
08	
07	
06	
05	
04	
03	92
02	61
01	30



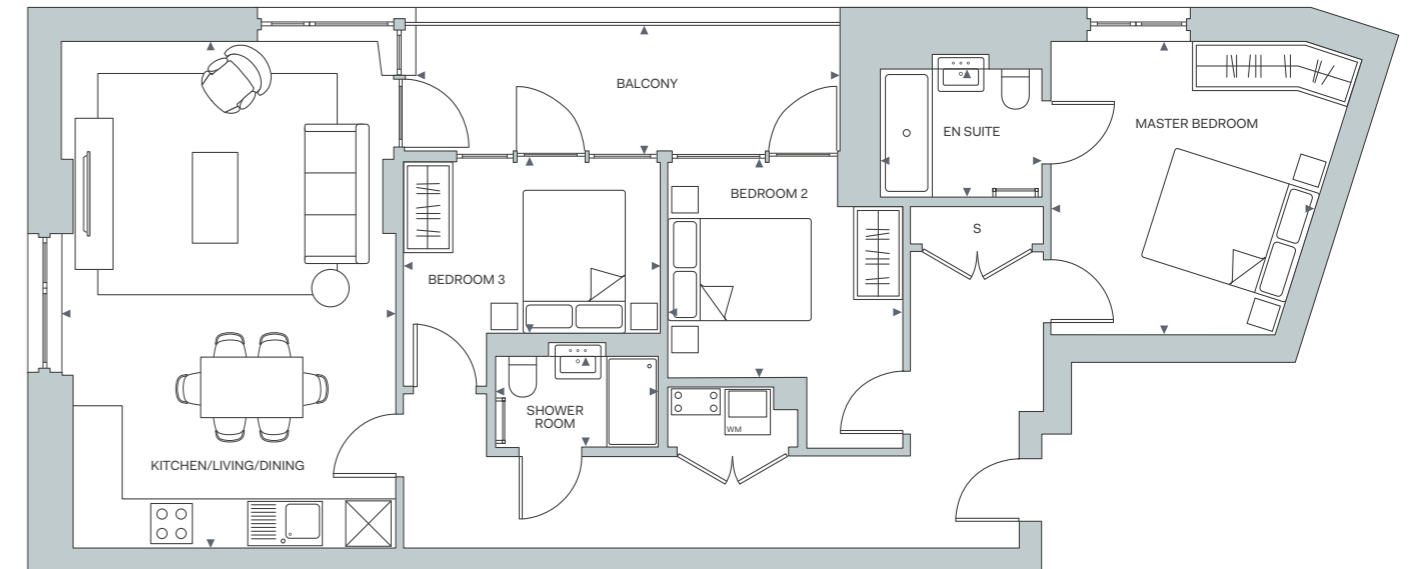
KEY	
WM	Washing machine
S	Storage

For terms and conditions please see page 122

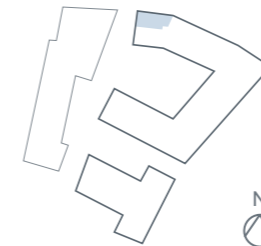
## APARTMENT 31, 62, 93, 124, 153

3 BED

TOTAL INTERNAL AREA	90.12 sq m	970 sq ft
LIVING/DINING/KITCHEN	6.7 x 4.42 m	22' 0" x 14' 6" ft
MASTER BEDROOM	3.88 x 3.57 m	12' 8½" x 11' 8" ft
ENSUITE	1.7 x 2.14 m	5' 7" x 7' 0" ft
BEDROOM 2	2.85 x 3.1 m	9' 4" x 10' 2" ft
BEDROOM 3	2.27 x 3.4 m	7' 5½" x 11' 2" ft
SHOWER ROOM	1.19 x 2.15 m	3' 11" x 7' 1" ft
TOTAL EXTERNAL AREA	9.48 sq m	102 sq ft
BALCONY	1.66 x 5.61 m	5' 5½" x 18' 5" ft



FLOOR	APARTMENT
08	
07	
06	153
05	124
04	93
03	62
02	31
01	



KEY	
WM	Washing machine
S	Storage

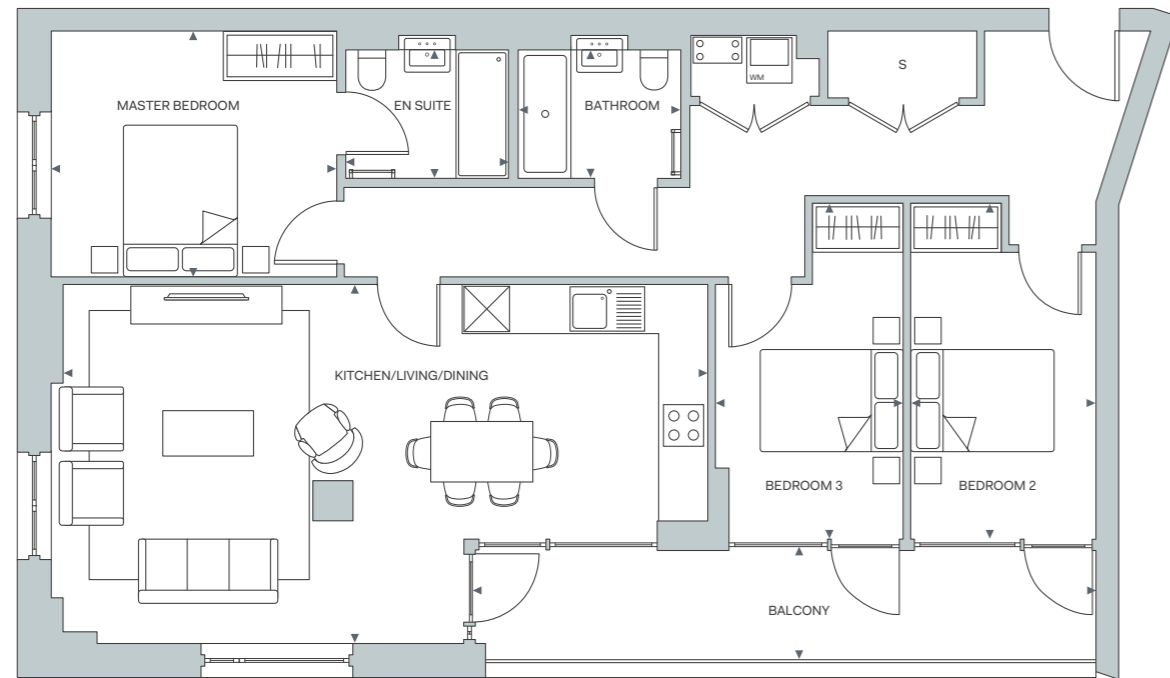
For terms and conditions please see page 122



## APARTMENT 32, 63, 94, 125, 154

3 BED

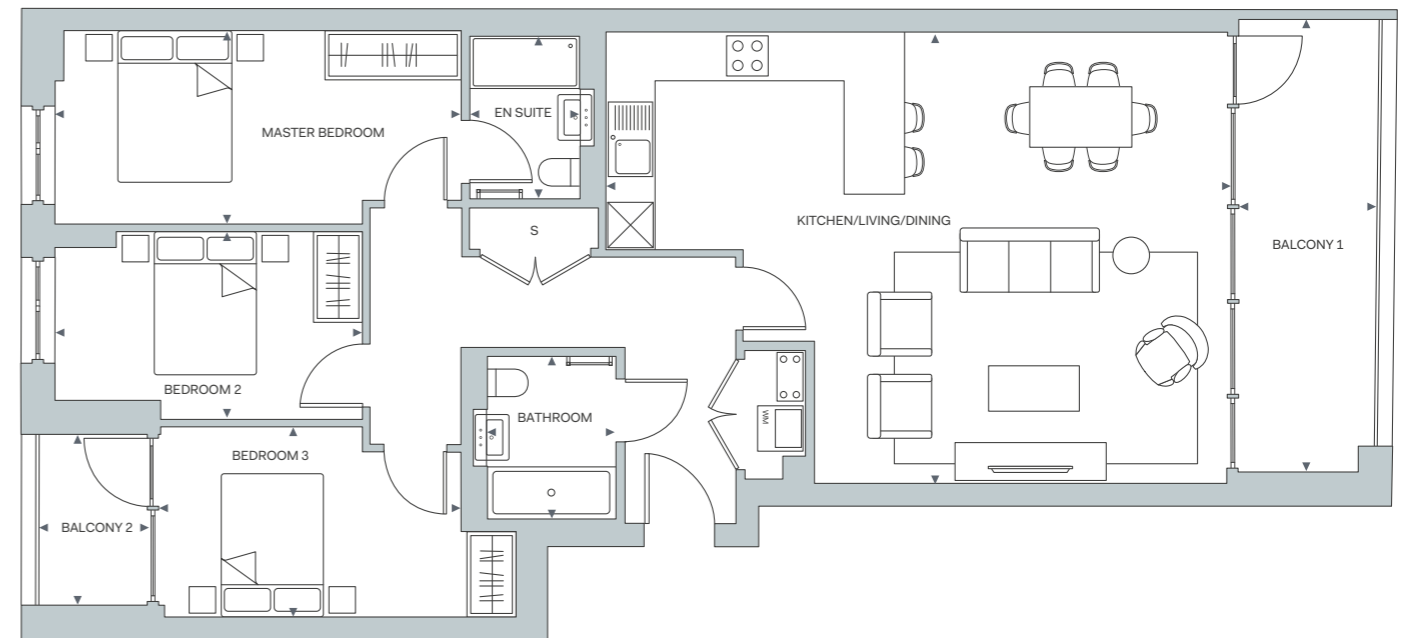
TOTAL INTERNAL AREA	100.99 sq m	1087 sq ft
LIVING/DINING/KITCHEN	4.75 x 8.68 m	15' 7" x 28' 6" ft
MASTER BEDROOM	3.25 x 3.77 m	10' 8" x 12' 5" ft
ENSUITE	1.7 x 2.15 m	5' 7" x 7' 1" ft
BEDROOM 2	4.44 x 2.45 m	14' 7" x 8' 0" ft
BEDROOM 3	4.44 x 2.48 m	14' 7" x 8' 2" ft
BATHROOM	1.7 x 2.15 m	5' 7" x 7' 1" ft
TOTAL EXTERNAL AREA	12.99 sq m	140 sq ft
BALCONY	1.44 x 8.2 m	4' 9" x 26' 11" ft



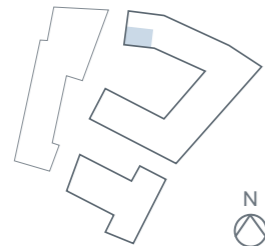
## APARTMENT 42, 73, 104, 135

3 BED

TOTAL INTERNAL AREA	100.89 sq m	1086 sq ft
LIVING/DINING/KITCHEN	5.97 x 8.22 m	19' 7" x 27' 0" ft
MASTER BEDROOM	2.55 x 5.25 m	8' 4½" x 17' 3" ft
ENSUITE	2.13 x 1.47 m	6' 11½" x 4' 10" ft
BEDROOM 2	2.48 x 4.06 m	8' 1½" x 13' 4" ft
BEDROOM 3	2.51 x 3.99 m	8' 3" x 13' 1" ft
BATHROOM	2.13 x 1.7 m	6' 11½" x 5' 7" ft
TOTAL EXTERNAL AREA	14.39 sq m	155 sq ft
BALCONY 1	5.99 x 1.84 m	19' 7½" x 6' 0" ft
BALCONY 2	2.26 x 1.43 m	7' 5" x 4' 8" ft



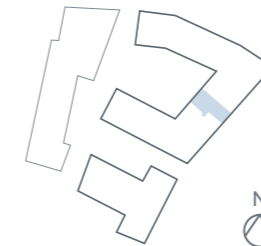
FLOOR	APARTMENT
08	
07	
06	154
05	125
04	94
03	63
02	32
01	



KEY	
WM	Washing machine
S	Storage

For terms and conditions please see page 122

FLOOR	APARTMENT
08	
07	
06	
05	135
04	104
03	73
02	42
01	



KEY	
WM	Washing machine
S	Storage

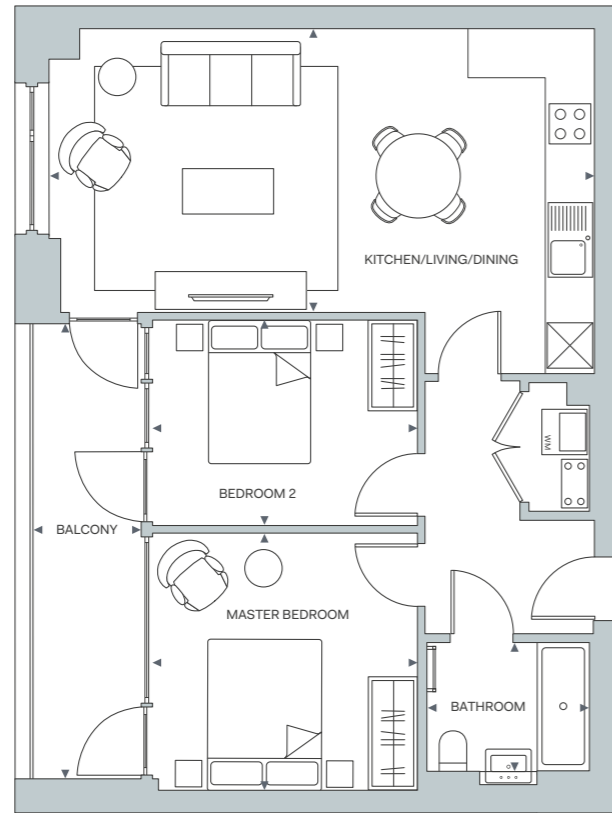
For terms and conditions please see page 122



## APARTMENT 43, 74, 106, 137

2 BED

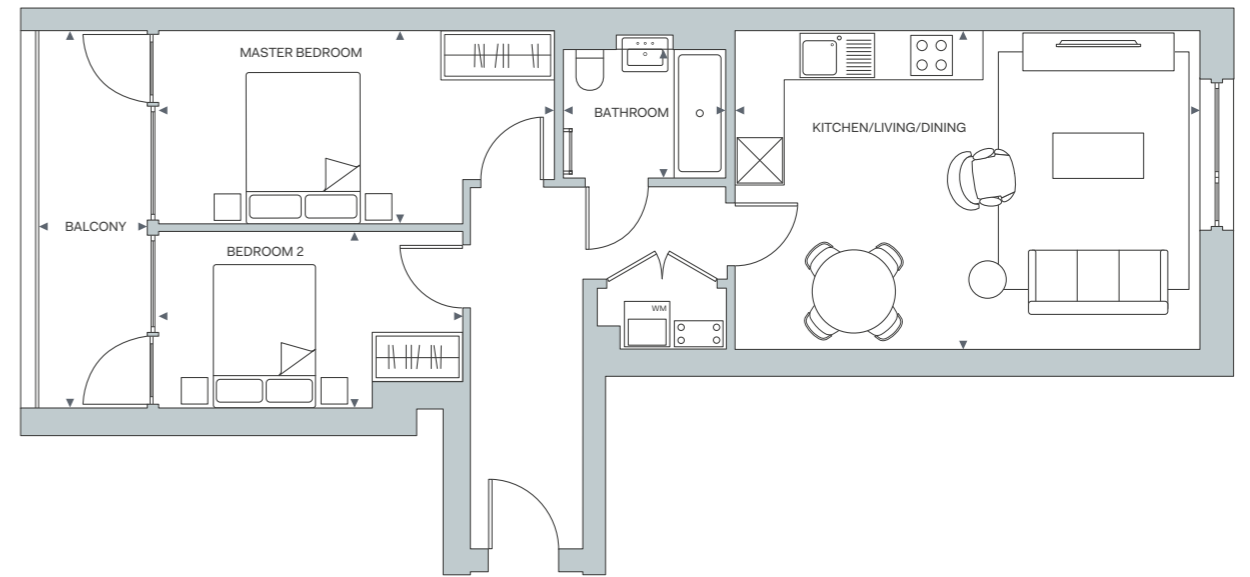
TOTAL INTERNAL AREA	63.73 sq m	686 sq ft
LIVING/DINING/KITCHEN	3.75 x 7.21 m	12' 4" x 23' 8" ft
MASTER BEDROOM	3.4 x 3.49 m	11' 2" x 11' 5" ft
BEDROOM 2	2.72 x 3.49 m	8' 11" x 11' 5" ft
BATHROOM	1.7 x 2.14 m	5' 7" x 7' 0" ft
TOTAL EXTERNAL AREA	9.51 sq m	102 sq ft
BALCONY	6.01 x 1.43 m	19' 8½" x 4' 8" ft



## APARTMENT 49, 80, 111, 142

2 BED

TOTAL INTERNAL AREA	65.22 sq m	702 sq ft
LIVING/DINING/KITCHEN	4.22 x 6.15 m	13' 10" x 20' 2" ft
MASTER BEDROOM	2.56 x 5.23 m	8' 4½" x 17' 2" ft
BEDROOM 2	2.34 x 4.02 m	7' 8" x 13' 2" ft
BATHROOM	1.7 x 2.15 m	5' 7" x 7' 1" ft
TOTAL EXTERNAL AREA	7.91 sq m	85 sq ft
BALCONY	4.99 x 1.44 m	16' 4½" x 4' 9" ft



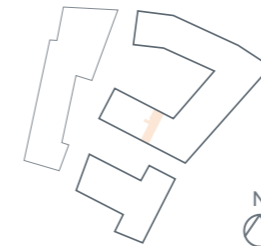
FLOOR	APARTMENT
08	
07	
06	
05	137
04	106
03	74
02	43
01	



KEY	
WM	Washing machine
S	Storage

For terms and conditions please see page 122

FLOOR	APARTMENT
08	
07	
06	
05	142
04	111
03	80
02	49
01	



KEY	
WM	Washing machine
S	Storage

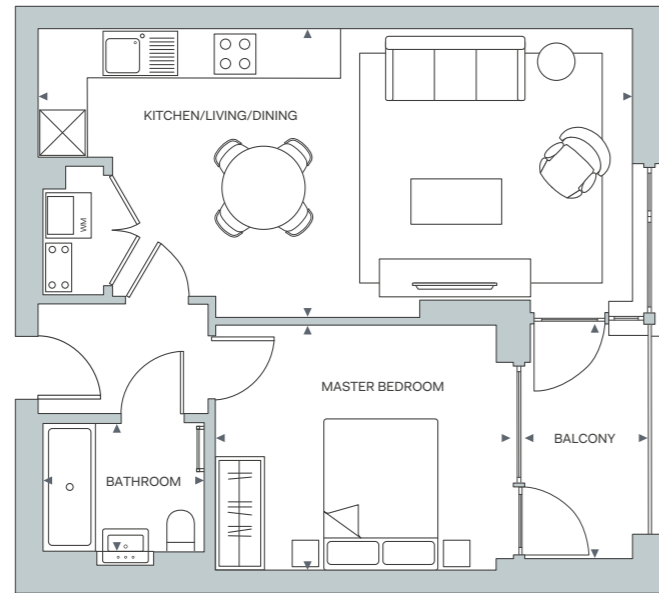
For terms and conditions please see page 122



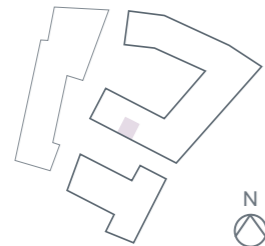
## APARTMENT 50, 81, 112, 143

1 BED

TOTAL INTERNAL AREA	51.00 sq m	549 sq ft
LIVING/DINING/KITCHEN	3.82 x 7.86 m	12' 6½" x 25' 9" ft
MASTER BEDROOM	3.24 x 3.94 m	10' 7½" x 12' 11" ft
BATHROOM	1.7 x 2.16 m	5' 7" x 7' 1" ft
TOTAL EXTERNAL AREA	4.91 sq m	53 sq ft
BALCONY	3.09 x 1.63 m	10' 1½" x 5' 4" ft



FLOOR	APARTMENT
08	
07	
06	
05	143
04	112
03	81
02	50
01	



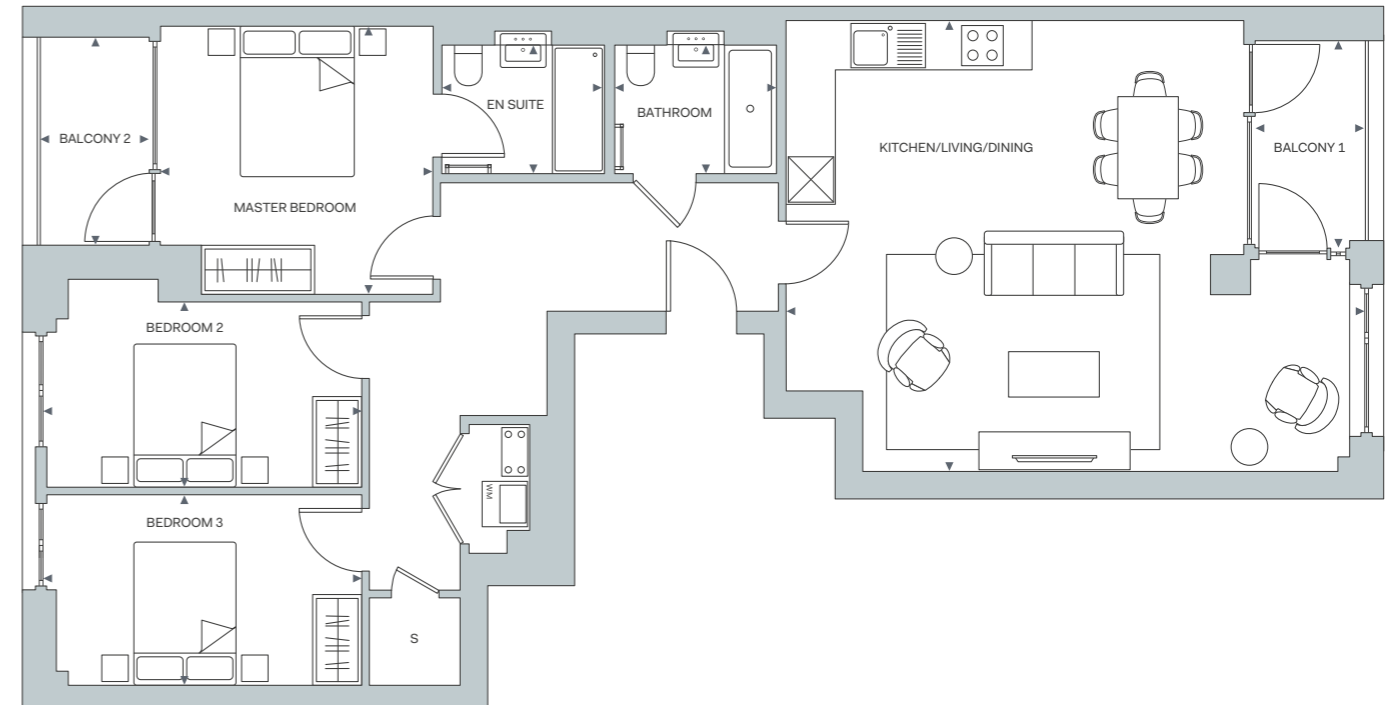
KEY	
WM	Washing machine
S	Storage

For terms and conditions please see page 122

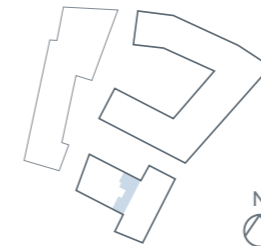
## APARTMENT 58, 89, 120, 149, 170, 179

3 BED

TOTAL INTERNAL AREA	104.89 sq m	1129 sq ft
LIVING/DINING/KITCHEN	5.96 x 7.66 m	19' 7" x 25' 2" ft
MASTER BEDROOM	3.55 x 3.62 m	11' 7½" x 11' 11" ft
ENSUITE	1.7 x 2.15 m	5' 7" x 7' 1" ft
BEDROOM 2	2.45 x 4.22 m	8' 0½" x 13' 10" ft
BEDROOM 3	2.51 x 4.22 m	8' 2½" x 13' 10" ft
BATHROOM	1.7 x 2.15 m	5' 7" x 7' 1" ft
TOTAL EXTERNAL AREA	8.20 sq m	88 sq ft
BALCONY 1	2.74 x 1.46 m	9' 0" x 6' 0" ft
BALCONY 2	2.75 x 1.43 m	9' 0" x 4' 8" ft



FLOOR	APARTMENT
08	
07	179
06	170
05	149
04	120
03	89
02	58
01	



KEY	
WM	Washing machine
S	Storage

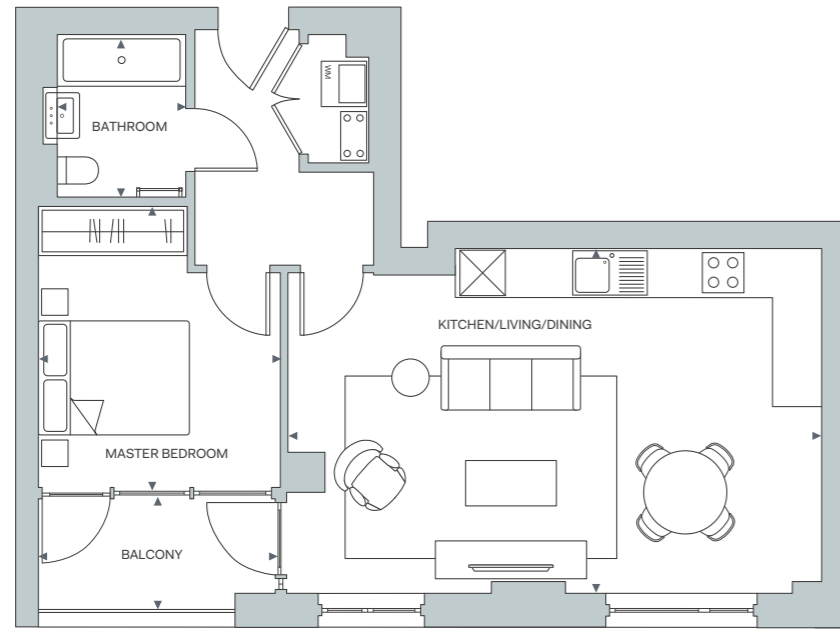
For terms and conditions please see page 122



# APARTMENT 59, 90

1 BED

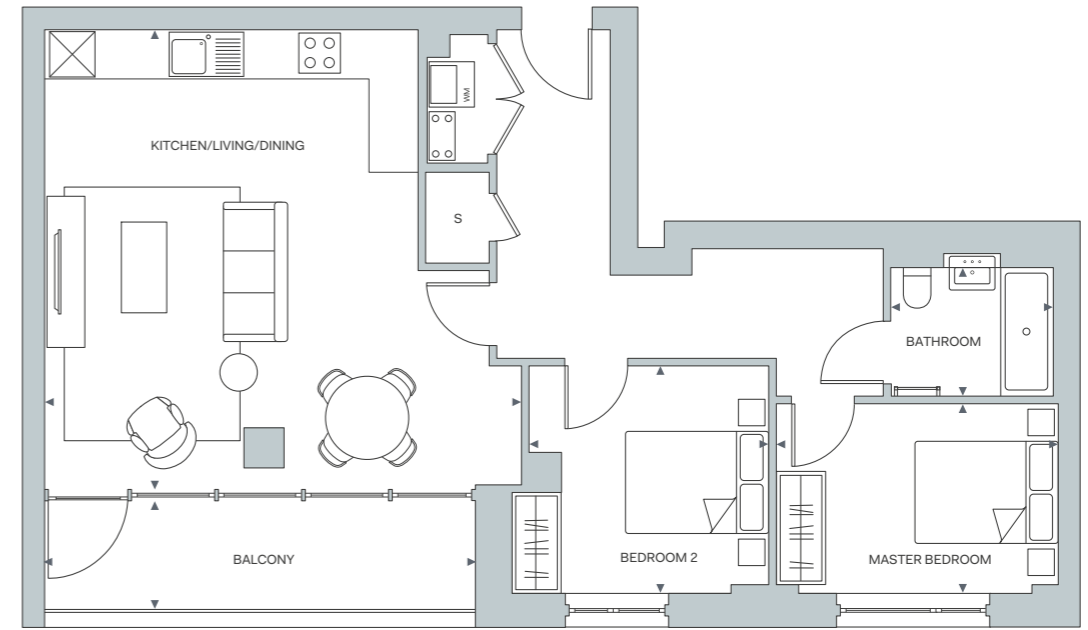
TOTAL INTERNAL AREA	55.00 sq m	592 sq ft
LIVING/DINING/KITCHEN	4.56 x 7.06 m	14' 11½" x 23' 2" ft
MASTER BEDROOM	3.74 x 3.2 m	12' 3½" x 10' 6" ft
BATHROOM	2.1 x 1.7 m	6' 10½" x 5' 7" ft
TOTAL EXTERNAL AREA	4.47 sq m	48 sq ft
BALCONY	1.46 x 3.13 m	4' 9½" x 10' 3" ft




# APARTMENT 121, 150, 171, 180

2 BED

TOTAL INTERNAL AREA	73.77 sq m	794 sq ft
LIVING/DINING/KITCHEN	6.08 x 6.31 m	19' 11½" x 20' 8" ft
MASTER BEDROOM	2.51 x 3.73 m	8' 3" x 12' 3" ft
BEDROOM 2	3.01 x 3.17 m	9' 10½" x 10' 5" ft
BATHROOM	1.7 x 2.15 m	5' 7" x 7' 1" ft
TOTAL EXTERNAL AREA	8.18 sq m	88 sq ft
BALCONY	1.44 x 5.7 m	4' 8½" x 18' 8" ft




FLOOR	APARTMENT
08	
07	
06	
05	
04	
03	90
02	59
01	



KEY	
WM	Washing machine
S	Storage

For terms and conditions please see page 122

FLOOR	APARTMENT
08	
07	180
06	171
05	150
04	121
03	
02	
01	



KEY	
WM	Washing machine
S	Storage

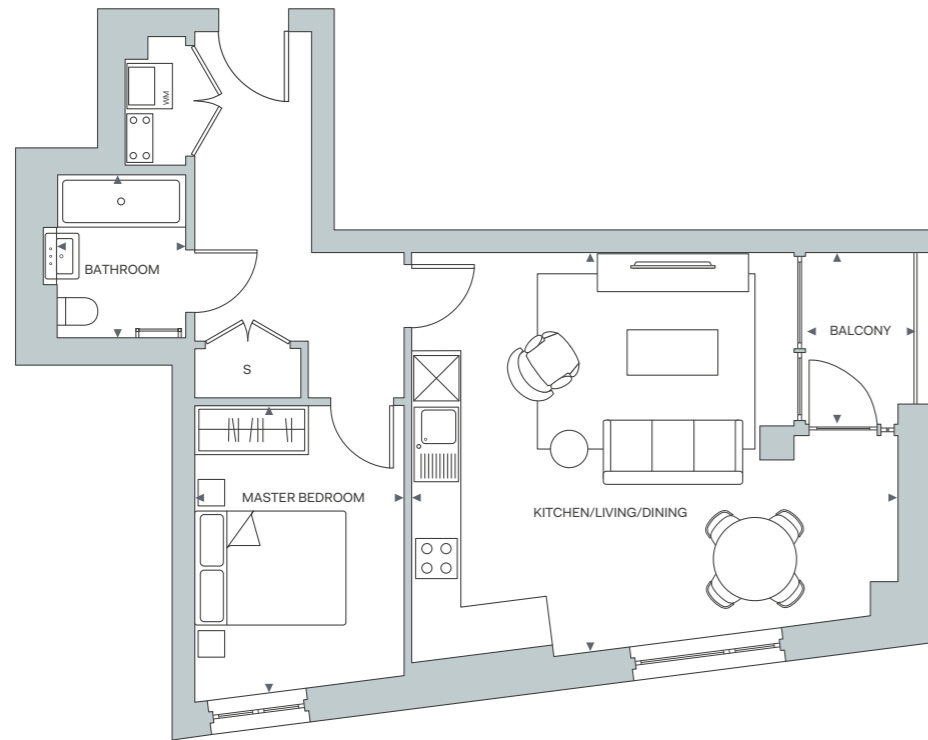
For terms and conditions please see page 122



# APARTMENT 122, 151, 172, 181

1 BED

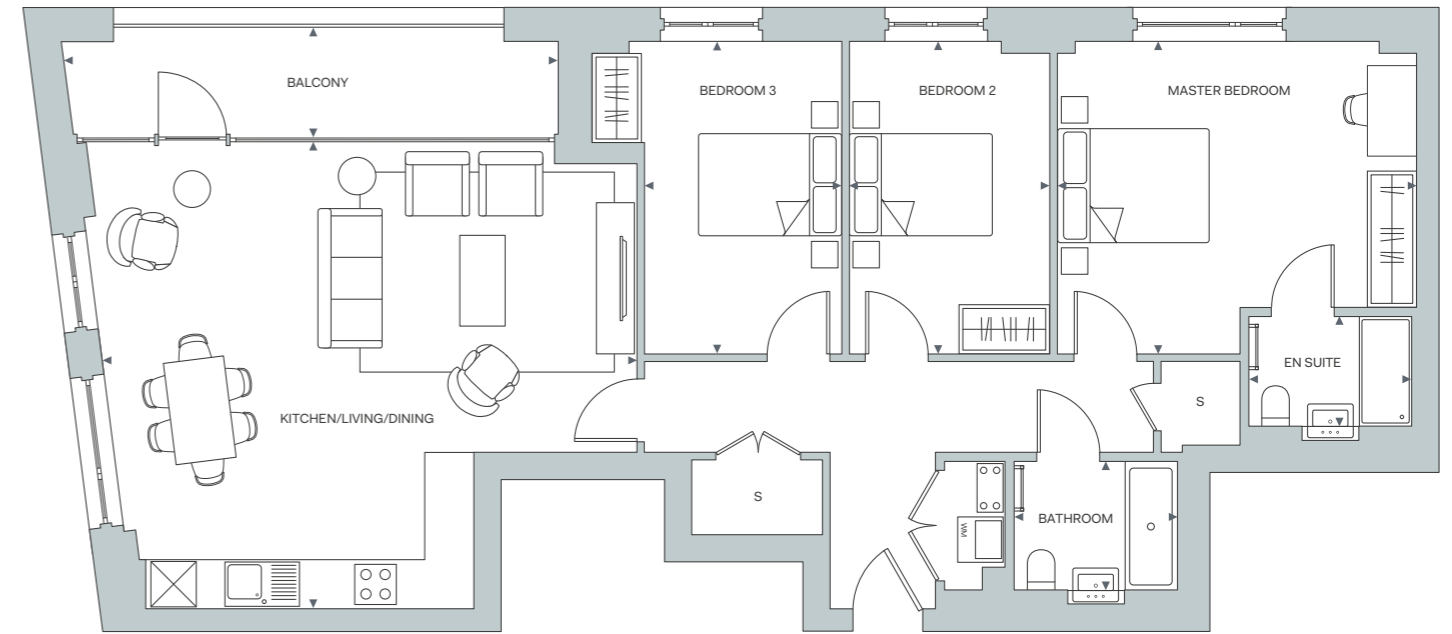
TOTAL INTERNAL AREA	57.32 sq m	617 sq ft
LIVING/DINING/KITCHEN	5.28 x 6.43 m	17' 4" x 21' 1" ft
MASTER BEDROOM	3.79 x 2.77 m	12' 5" x 9' 1" ft
BATHROOM	2.14 x 1.89 m	7' 0½" x 6' 2" ft
TOTAL EXTERNAL AREA	3.23 sq m	35 sq ft
BALCONY	2.27 x 1.44 m	7' 5½" x 4' 9" ft



# APARTMENT 123, 152, 169, 178

3 BED

TOTAL INTERNAL AREA	105.91 sq m	1140 sq ft
LIVING/DINING/KITCHEN	6.17 x 7.05 m	20' 3" x 23' 2" ft
MASTER BEDROOM	4.13 x 4.75 m	13' 6½" x 15' 7" ft
ENSUITE	1.43 x 2.15 m	4' 8½" x 7' 1" ft
BEDROOM 2	4.13 x 2.65 m	13' 6½" x 8' 8" ft
BEDROOM 3	4.13 x 2.61 m	13' 6½" x 8' 7" ft
BATHROOM	1.7 x 2.15 m	5' 7" x 7' 1" ft
TOTAL EXTERNAL AREA	7.95 sq m	86 sq ft
BALCONY	1.47 x 6.54 m	4' 9½" x 21' 6" ft



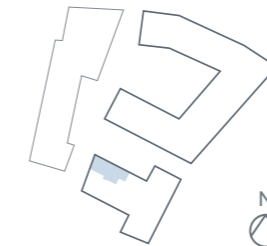
FLOOR	APARTMENT
08	
07	181
06	172
05	151
04	122
03	
02	
01	



KEY	
WM	Washing machine
S	Storage

For terms and conditions please see page 122

FLOOR	APARTMENT
08	
07	178
06	169
05	152
04	123
03	
02	
01	



KEY	
WM	Washing machine
S	Storage

For terms and conditions please see page 122



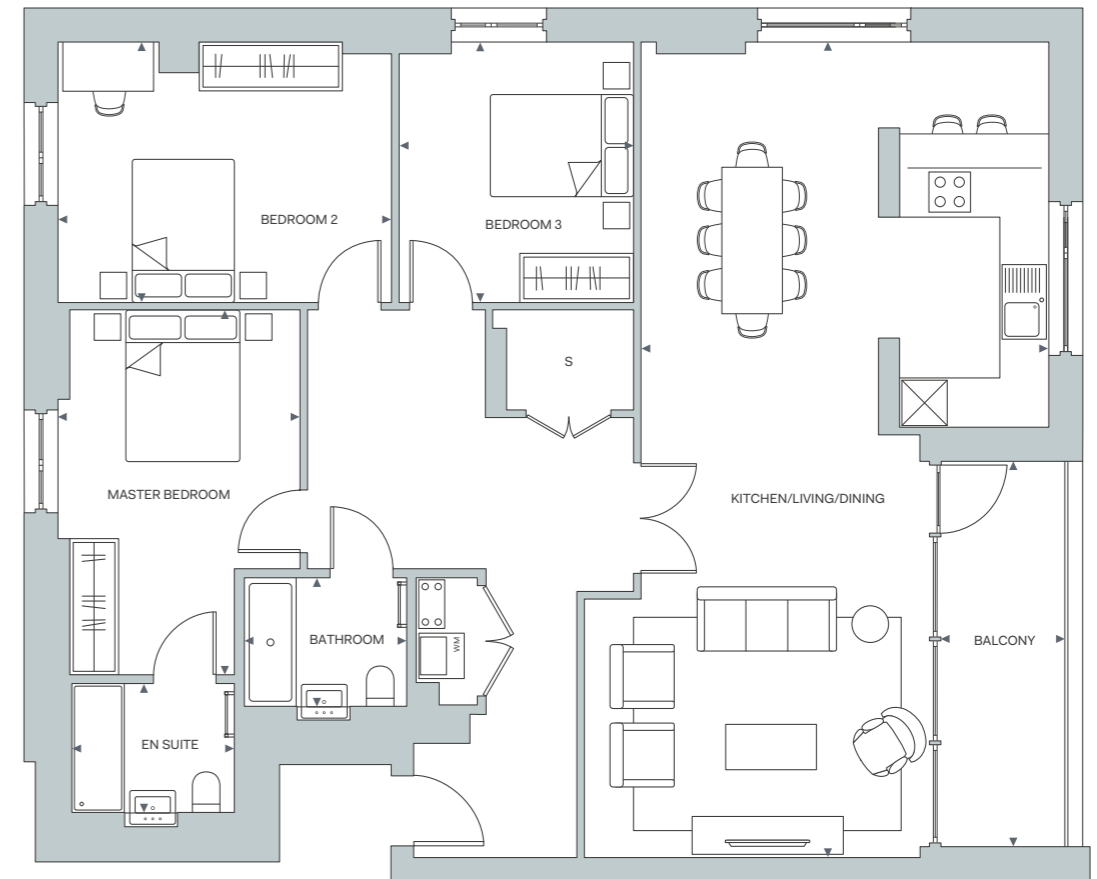
# PENTHOUSE FLOORPLANS

## PENTHOUSE 146

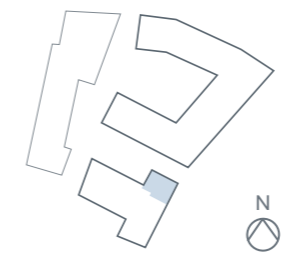
3 BED



TOTAL INTERNAL AREA	127.00 sq m	1367 sq ft
LIVING/DINING/KITCHEN	10.78 x 5.39 m	35' 4½" x 17' 8" ft
MASTER BEDROOM	3.61 x 3.2 m	11' 10" x 10' 6" ft
ENSUITE	1.7 x 2.15 m	5' 7" x 7' 1" ft
BEDROOM 2	3.44 x 4.41 m	11' 3½" x 14' 6" ft
BEDROOM 3	3.44 x 3.1 m	11' 3½" x 10' 2" ft
BATHROOM	1.7 x 2.15 m	5' 7" x 7' 1" ft
TOTAL EXTERNAL AREA	8.29 sq m	89 sq ft
BALCONY	5.1 x 1.69 m	16' 8½" x 5' 7" ft



FLOOR	APARTMENT
08	
07	
06	
05	146
04	
03	
02	
01	



KEY	
WM	Washing machine
S	Storage

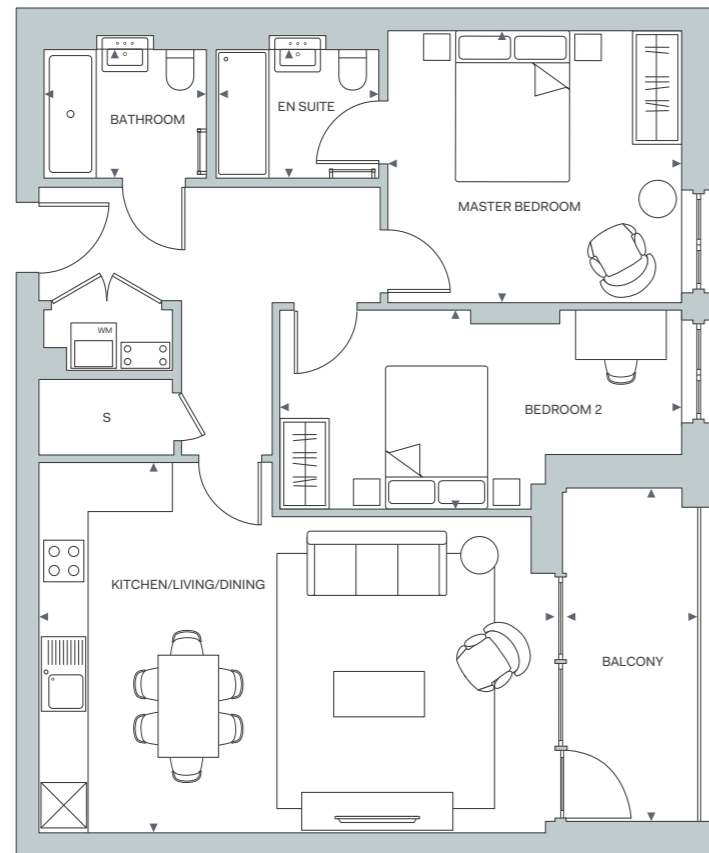
For terms and conditions please see page 122




# PENTHOUSE 147

2 BED

TOTAL INTERNAL AREA	81.75 sq m	880 sq ft
LIVING/DINING/KITCHEN	4.90 x 6.81 m	16' 1" x 22' 4" ft
MASTER BEDROOM	3.59 x 3.88 m	11' 9" x 12' 9" ft
ENSUITE	1.7 x 2.15 m	5' 7" x 7' 1" ft
BEDROOM 2	2.63 x 5.31 m	8' 7" x 17' 5" ft
BATHROOM	1.7 x 2.15 m	5' 7" x 7' 1" ft
TOTAL EXTERNAL AREA	7.55 sq m	81 sq ft
BALCONY	4.41 x 1.74 m	14' 5" x 5' 8" ft



FLOOR	APARTMENT
08	
07	
06	
05	147
04	
03	
02	
01	



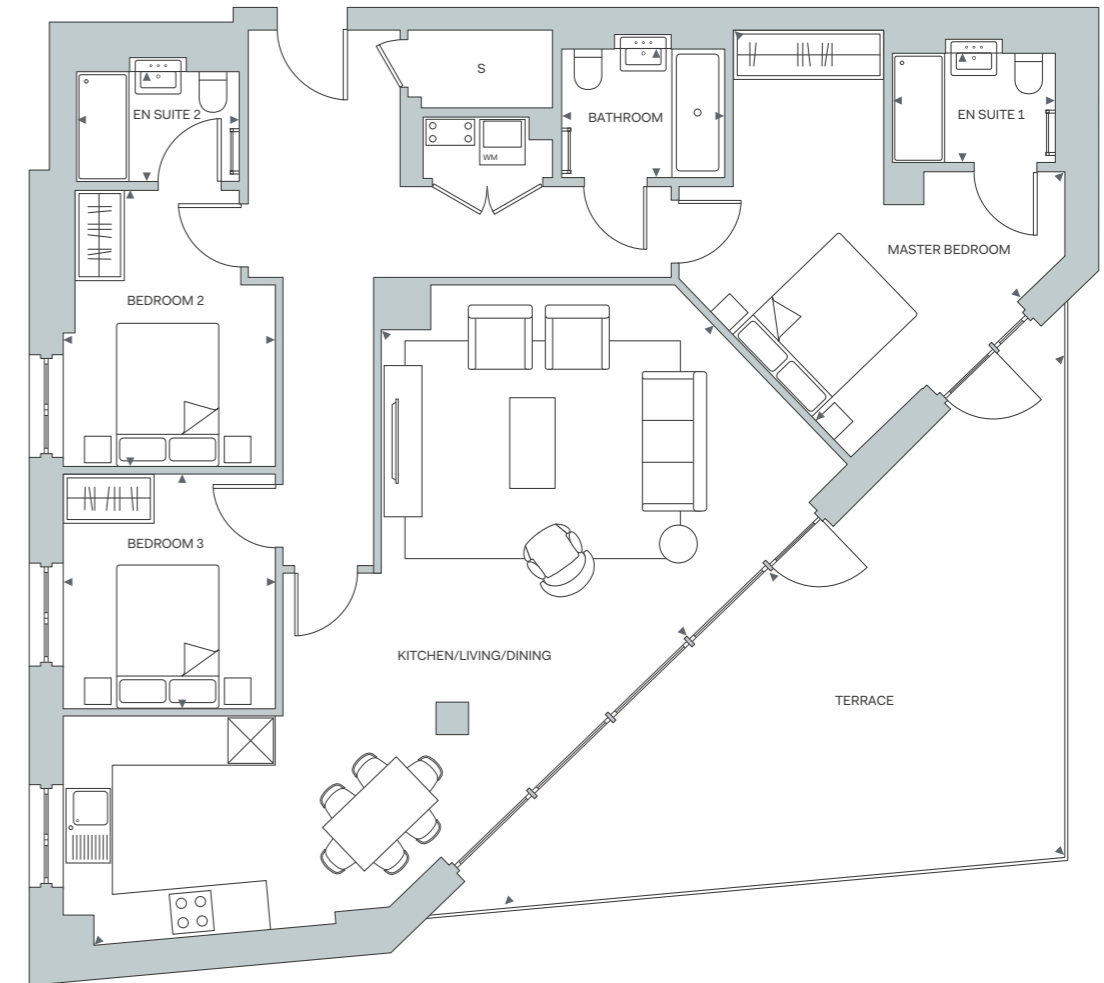
KEY	
WM	Washing machine
S	Storage

For terms and conditions please see page 122


# PENTHOUSE 148

3 BED

TOTAL INTERNAL AREA	116.50 sq m	1254 sq ft	TOTAL EXTERNAL AREA	32.15 sq m	346 sq ft
LIVING/DINING/KITCHEN	5.71 x 11.52 m	18' 9" x 37' 9" ft	TERRACE	5.41 x 10.38 m	17' 9" x 34' 1" ft
MASTER BEDROOM	5.08 x 4.6 m	16' 8" x 15' 1" ft			
ENSUITE 1	1.45 x 2.12 m	4' 9" x 6' 11" ft			
BEDROOM 2	3.65 x 2.8 m	11' 11" x 9' 2" ft			
ENSUITE 2	1.45 x 2.0 m	4' 9" x 6' 7" ft			
BEDROOM 3	3.1 x 2.8 m	10' 2" x 9' 2" ft			
BATHROOM	1.70 x 2.12 m	5' 7" x 6' 11" ft			



FLOOR	APARTMENT
08	
07	
06	
05	148
04	
03	
02	
01	



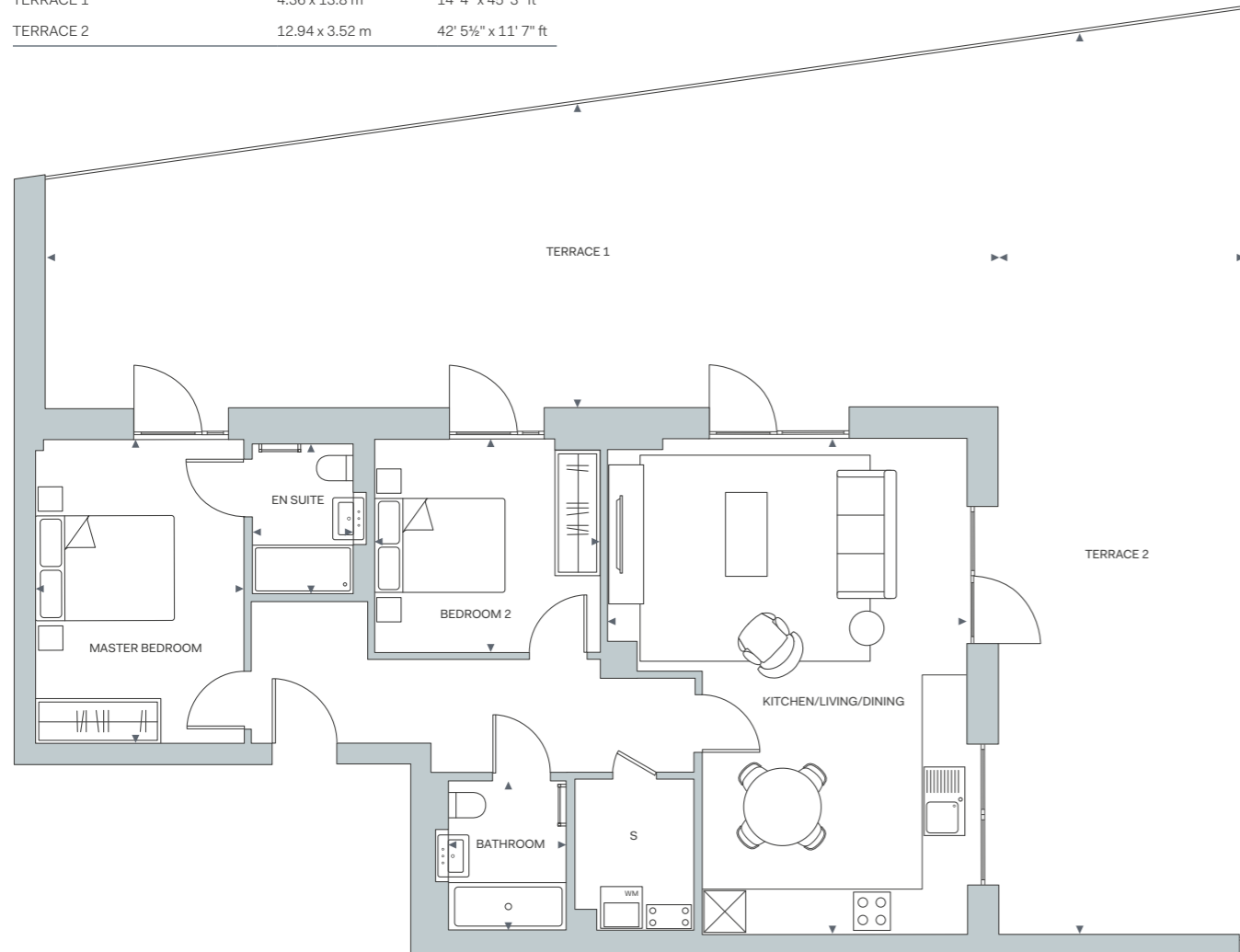
KEY	
WM	Washing machine
S	Storage

For terms and conditions please see page 122


# PENTHOUSE 159

2 BED

TOTAL INTERNAL AREA	80.55 sq m	867 sq ft
LIVING/DINING/KITCHEN	7.12 x 5.18 m	23' 4½" x 17' 0" ft
MASTER BEDROOM	4.37 x 3.0 m	14' 4" x 9' 10" ft
BEDROOM 2	3.06 x 3.3 m	10' 0½" x 10' 10" ft
ENSUITE	2.15 x 1.45 m	7' 0½" x 4' 9" ft
BATHROOM	2.15 x 1.70 m	7' 0½" x 5' 7" ft
TOTAL EXTERNAL AREA	105.04 sq m	1131 sq ft
TERRACE 1	4.36 x 13.8 m	14' 4" x 45' 3" ft
TERRACE 2	12.94 x 3.52 m	42' 5½" x 11' 7" ft



FLOOR	APARTMENT
08	
07	
06	159
05	
04	
03	
02	
01	



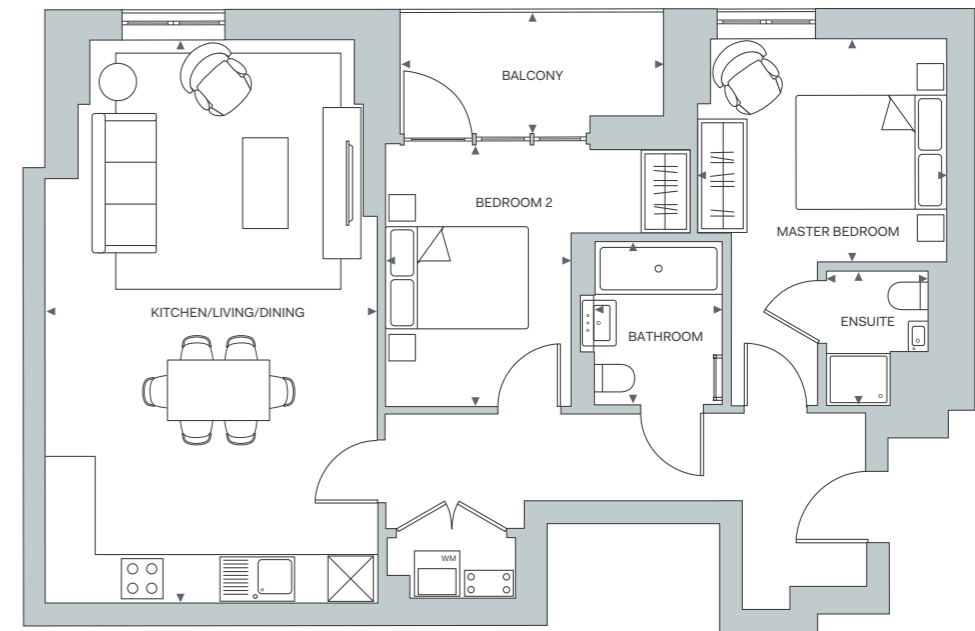
KEY	
WM	Washing machine
S	Storage

For terms and conditions please see page 122

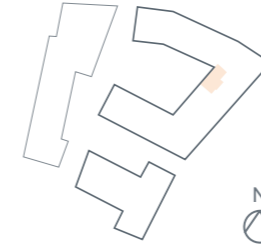
# PENTHOUSE 160

2 BED

TOTAL INTERNAL AREA	75.07 sq m	808 sq ft
LIVING/DINING/KITCHEN	7.45 x 4.40 m	24' 5½" x 14' 5" ft
MASTER BEDROOM	2.95 x 3.29 m	9' 8" x 10' 10" ft
BEDROOM 2	3.45 x 2.45 m	11' 4" x 8' 0" ft
BATHROOM	2.15 x 1.70 m	7' 0½" x 5' 7" ft
ENSUITE	1.78 x 1.33 m	5' 10" x 4' 5" ft
TOTAL EXTERNAL AREA	5.35 sq m	58 sq ft
BALCONY	1.60 x 3.48 m	5' 3" x 11' 5" ft



FLOOR	APARTMENT
08	
07	
06	160
05	
04	
03	
02	
01	



KEY	
WM	Washing machine
S	Storage

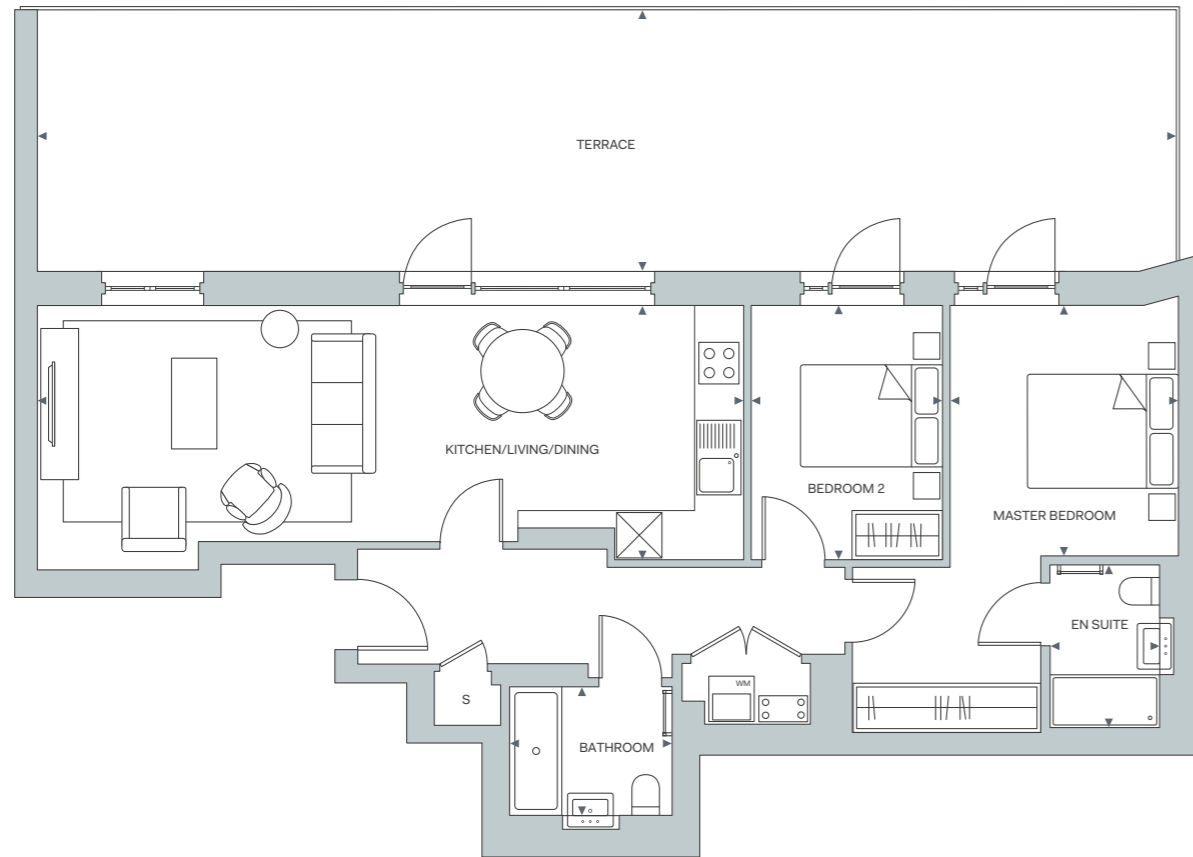
For terms and conditions please see page 122



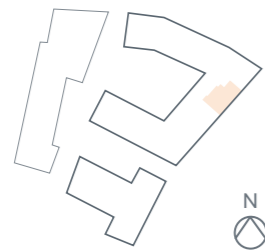
# PENTHOUSE 161

2 BED

TOTAL INTERNAL AREA	77.39 sq m	833 sq ft
LIVING/DINING/KITCHEN	3.36 x 9.34 m	11' 0½" x 30' 8" ft
MASTER BEDROOM	3.31 x 3.02 m	10' 10½" x 9' 11" ft
ENSUITE	2.15 x 1.45 m	7' 0½" x 4' 9" ft
BEDROOM 2	3.36 x 2.53 m	11' 0½" x 8' 4" ft
BATHROOM	1.7 x 2.15 m	5' 7" x 7' 1" ft
TOTAL EXTERNAL AREA	52.10 sq m	561 sq ft
TERRACE	3.46 x 15.06 m	11' 4" x 49' 5" ft



FLOOR	APARTMENT
08	
07	
06	161
05	
04	
03	
02	
01	



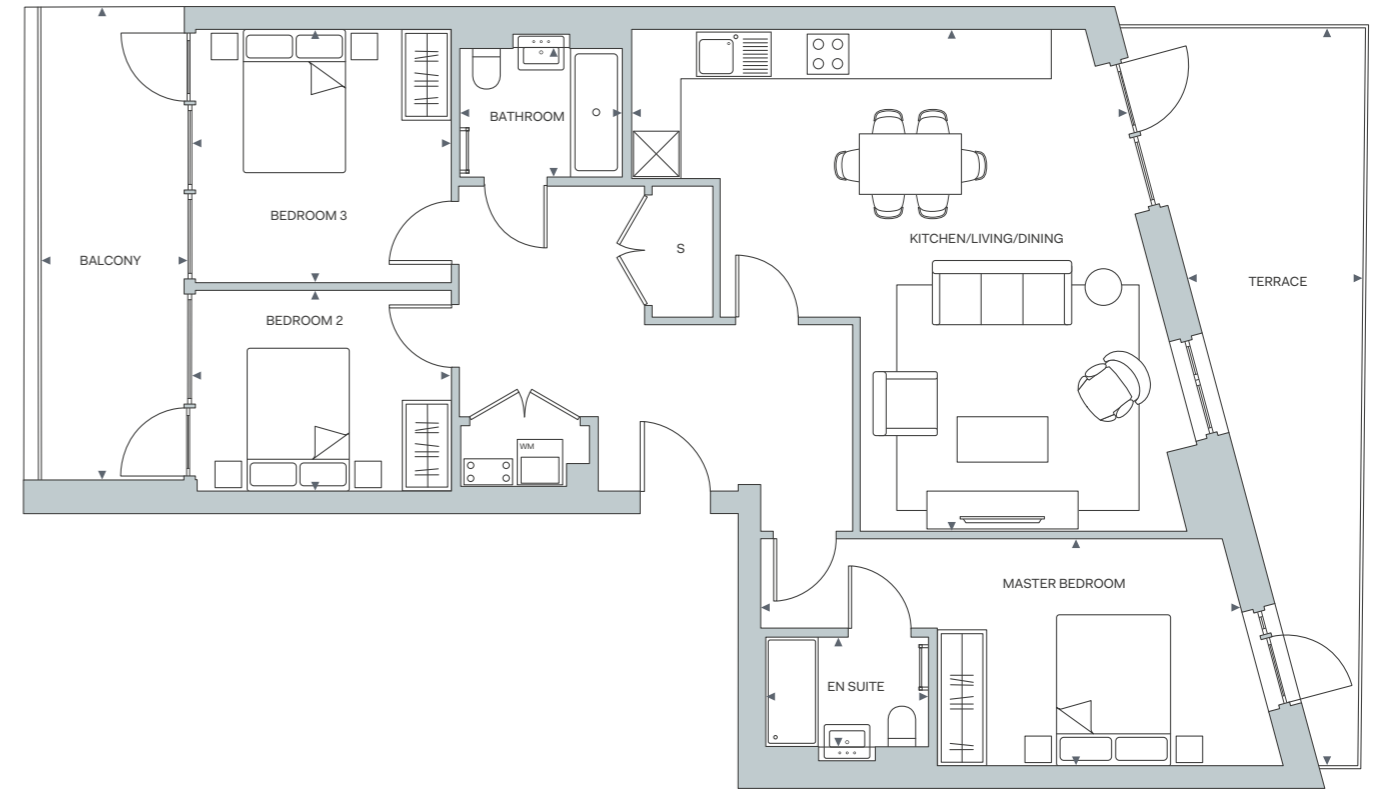
KEY	
WM	Washing machine
S	Storage

For terms and conditions please see page 122

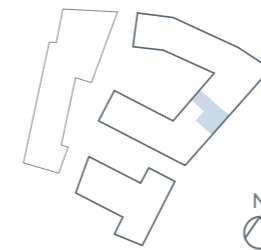
# PENTHOUSE 162

3 BED

TOTAL INTERNAL AREA	100.43 sq m	1081 sq ft
LIVING/DINING/KITCHEN	6.63 x 6.75 m	21' 9" x 22' 2" ft
MASTER BEDROOM	3.0 x 6.33 m	9' 10" x 20' 9" ft
ENSUITE	1.45 x 2.15 m	4' 9" x 7' 1" ft
BEDROOM 2	2.66 x 3.38 m	8' 8½" x 11' 1" ft
BEDROOM 3	3.35 x 3.38 m	11' 0" x 11' 1" ft
BATHROOM	1.7 x 2.15 m	5' 7" x 7' 1" ft
TOTAL EXTERNAL AREA	30.88 sq m	332 sq ft
BALCONY	6.25 x 1.89 m	20' 6" x 6' 2" ft
TERRACE	9.72 x 2.34 m	31' 10½" x 7' 8" ft



FLOOR	APARTMENT
08	
07	
06	162
05	
04	
03	
02	
01	



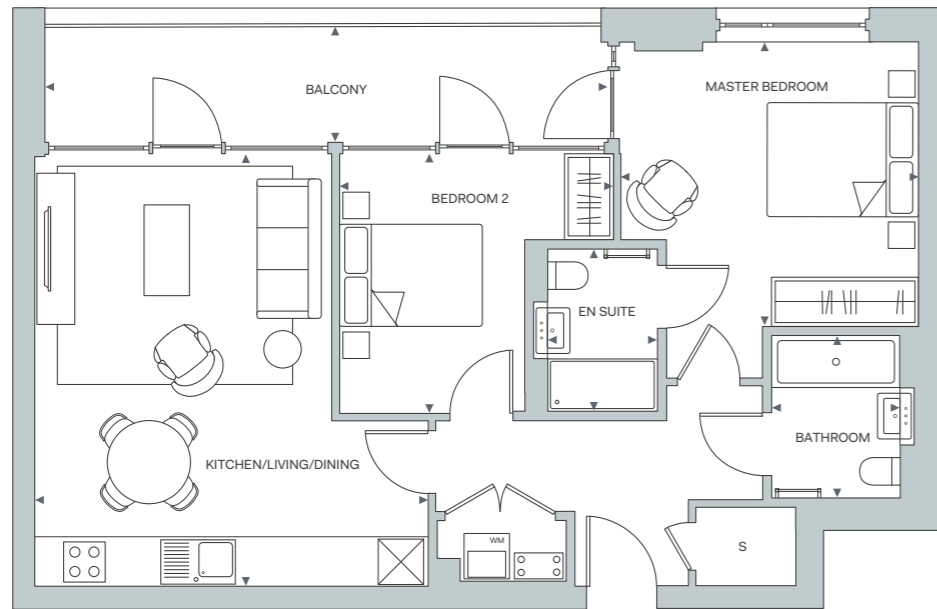
KEY	
WM	Washing machine
S	Storage

For terms and conditions please see page 122

# PENTHOUSE 163

2 BED

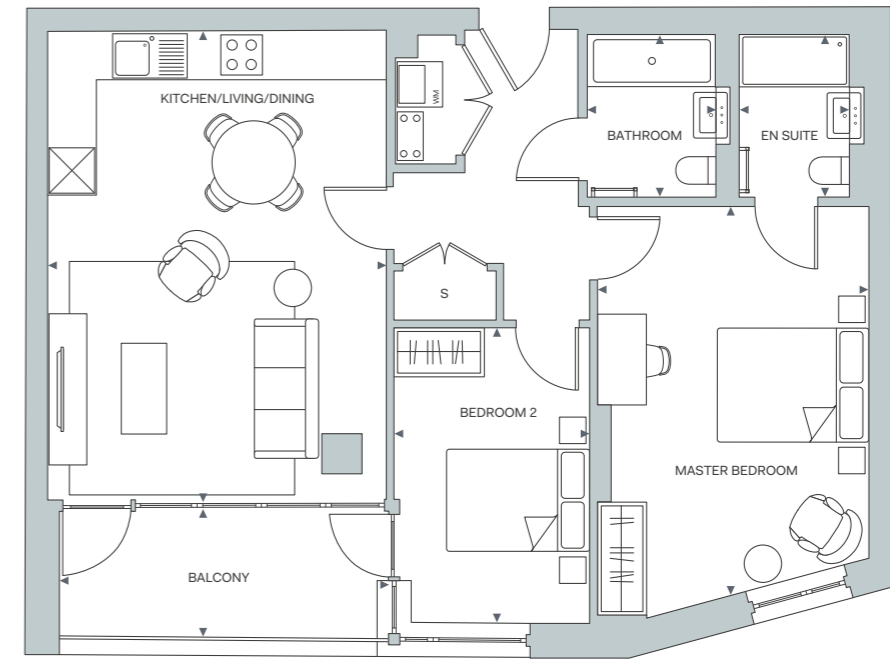
TOTAL INTERNAL AREA	70.79 sq m	762 sq ft
LIVING/DINING/KITCHEN	5.72 x 5.19 m	18' 9" x 17' 0" ft
MASTER BEDROOM	3.71 x 3.93 m	12' 2" x 12' 11" ft
ENSUITE	2.15 x 1.43 m	7' 0½" x 4' 8" ft
BEDROOM 2	3.42 x 3.63 m	11' 2½" x 11' 11" ft
BATHROOM	2.12 x 1.69 m	6' 11½" x 5' 7" ft
TOTAL EXTERNAL AREA	12.50 sq m	135 sq ft
BALCONY	1.52 x 7.43 m	5' 0" x 24' 4" ft



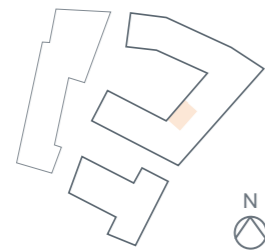
# PENTHOUSE 164

2 BED

TOTAL INTERNAL AREA	75.90 sq m	817 sq ft
LIVING/DINING/KITCHEN	6.19 x 4.48 m	20' 4" x 14' 8" ft
MASTER BEDROOM	5.14 x 3.6 m	16' 10½" x 11' 10" ft
ENSUITE	2.15 x 1.45 m	7' 0½" x 4' 9" ft
BEDROOM 2	3.9 x 2.59 m	12' 9½" x 8' 6" ft
BATHROOM	2.15 x 1.71 m	7' 0½" x 5' 7" ft
TOTAL EXTERNAL AREA	7.12 sq m	77 sq ft
BALCONY	1.72 x 4.21 m	5' 8" x 13' 10" ft




FLOOR	APARTMENT
08	
07	
06	163
05	
04	
03	
02	
01	



KEY	
WM	Washing machine
S	Storage

For terms and conditions please see page 122

FLOOR	APARTMENT
08	
07	
06	164
05	
04	
03	
02	
01	



KEY	
WM	Washing machine
S	Storage

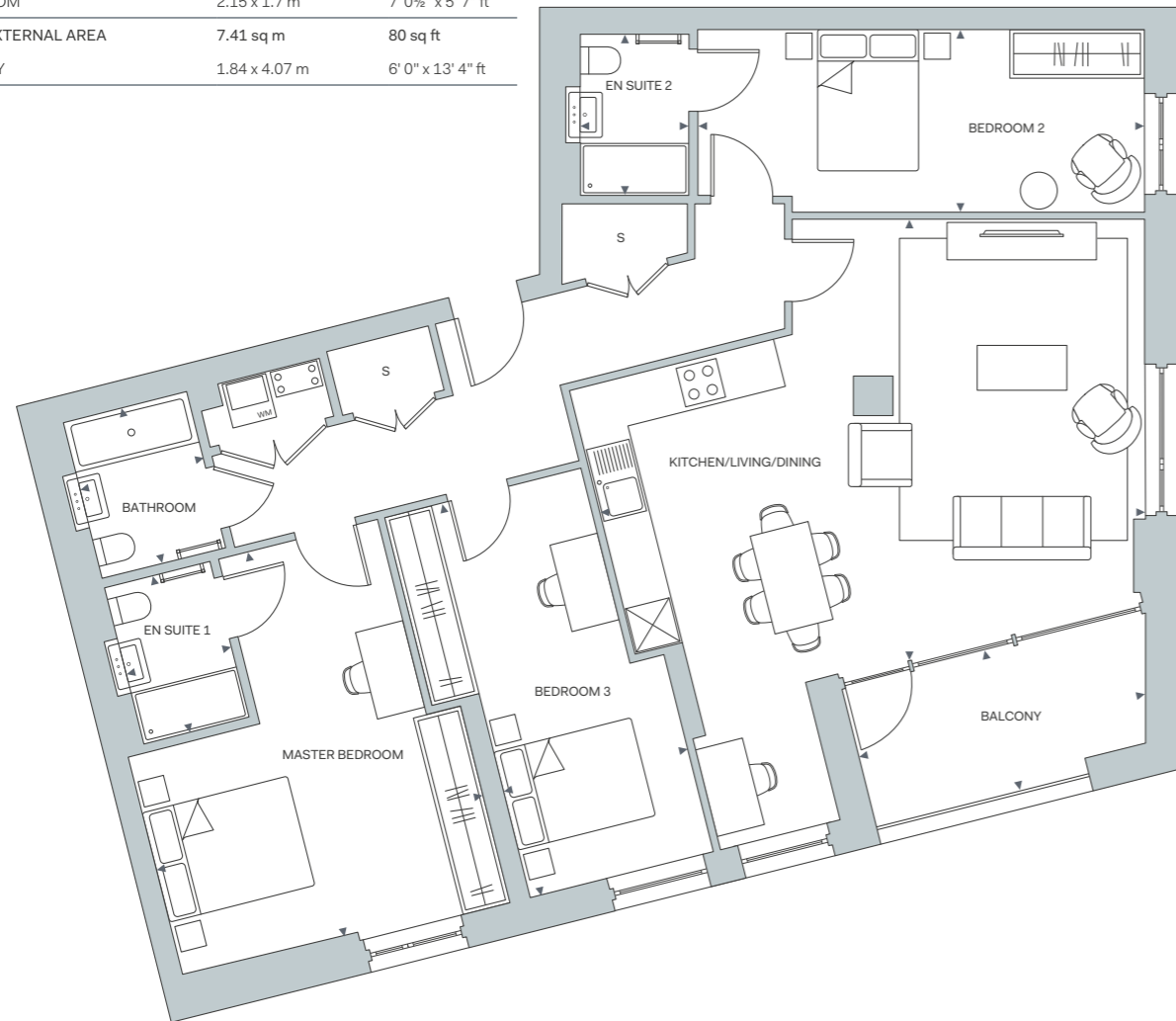
For terms and conditions please see page 122



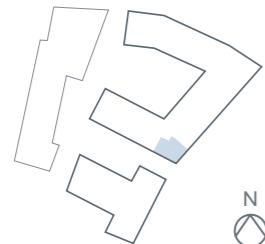
# PENTHOUSE 165

3 BED

TOTAL INTERNAL AREA	121.24 sq m	1305 sq ft
LIVING/DINING/KITCHEN	5.88 x 7.3 m	19' 3½" x 23' 11" ft
MASTER BEDROOM	5.29 x 4.48 m	17' 4½" x 14' 8" ft
ENSUITE 1	2.15 x 1.45 m	7' 0½" x 4' 9" ft
BEDROOM 2	2.45 x 5.96 m	8' 0½" x 19' 7" ft
ENSUITE 2	2.15 x 1.45 m	7' 0½" x 4' 9" ft
BEDROOM 3	5.41 x 2.53 m	17' 9" x 8' 3" ft
BATHROOM	2.15 x 1.7 m	7' 0½" x 5' 7" ft
TOTAL EXTERNAL AREA	7.41 sq m	80 sq ft
BALCONY	1.84 x 4.07 m	6' 0" x 13' 4" ft



FLOOR	APARTMENT
08	
07	
06	165
05	
04	
03	
02	
01	



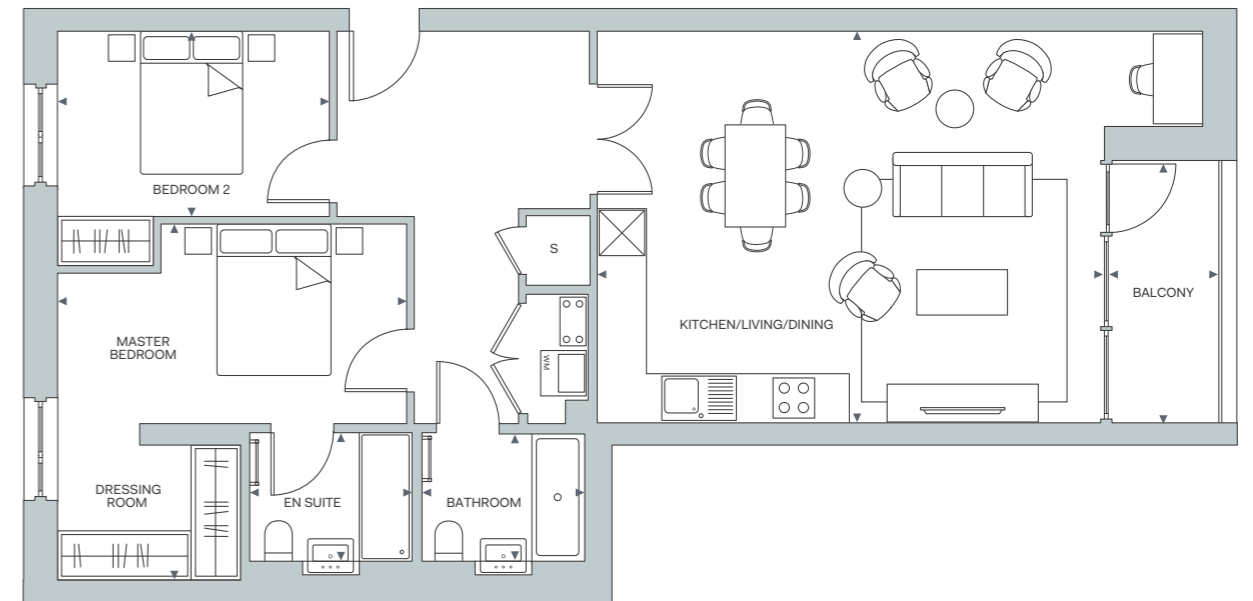
KEY	
WM	Washing machine
S	Storage

For terms and conditions please see page 122


# PENTHOUSE 166

2 BED

TOTAL INTERNAL AREA	87.79 sq m	945 sq ft
LIVING/DINING/KITCHEN	5.18 x 6.63 m	17' 0" x 21' 9" ft
MASTER BEDROOM	4.71 x 4.62 m	15' 5½" x 15' 2" ft
ENSUITE	1.7 x 2.15 m	5' 7" x 7' 1" ft
BEDROOM 2	2.45 x 3.6 m	8' 0½" x 11' 10" ft
BATHROOM	1.7 x 2.15 m	5' 7" x 7' 1" ft
TOTAL EXTERNAL AREA	4.90 sq m	53 sq ft
BALCONY	3.47 x 1.42 m	11' 4½" x 4' 8" ft



FLOOR	APARTMENT
08	
07	
06	166
05	
04	
03	
02	
01	



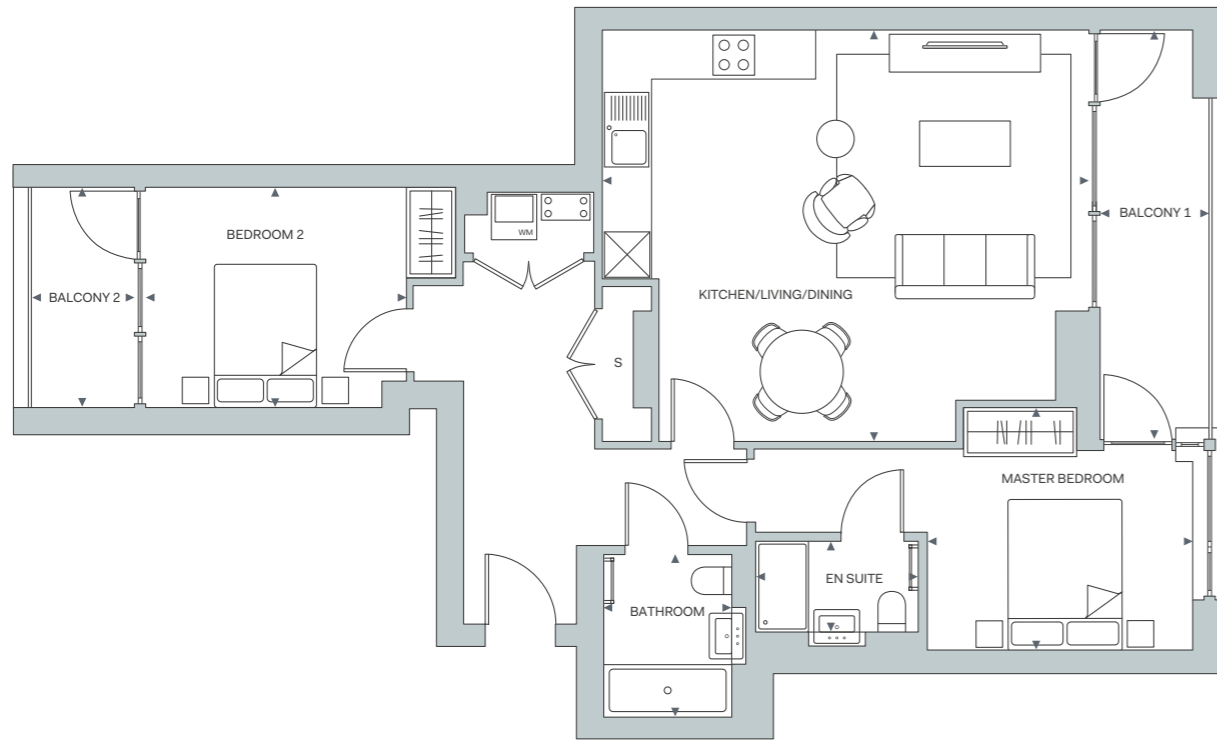
KEY	
WM	Washing machine
S	Storage

For terms and conditions please see page 122

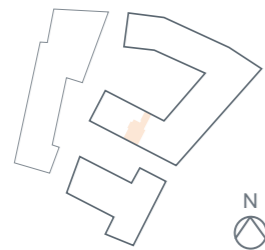
# PENTHOUSE 167

2 BED

TOTAL INTERNAL AREA	80.73 sq m	869 sq ft
LIVING/DINING/KITCHEN	5.44 x 6.43 m	17' 10" x 21' 1" ft
MASTER BEDROOM	3.21 x 3.51 m	10' 6½" x 11' 6" ft
ENSUITE	1.2 x 2.15 m	3' 11" x 7' 1" ft
BEDROOM 2	2.91 x 3.45 m	9' 6½" x 11' 4" ft
BATHROOM	2.15 x 1.7 m	7' 0½" x 5' 7" ft
TOTAL EXTERNAL AREA	11.97 sq m	129 sq ft
BALCONY 1	5.39 x 1.44 m	17' 8" x 4' 9" ft
BALCONY 2	2.91 x 1.36 m	9' 6½" x 4' 5" ft



FLOOR	APARTMENT
08	
07	
06	167
05	
04	
03	
02	
01	



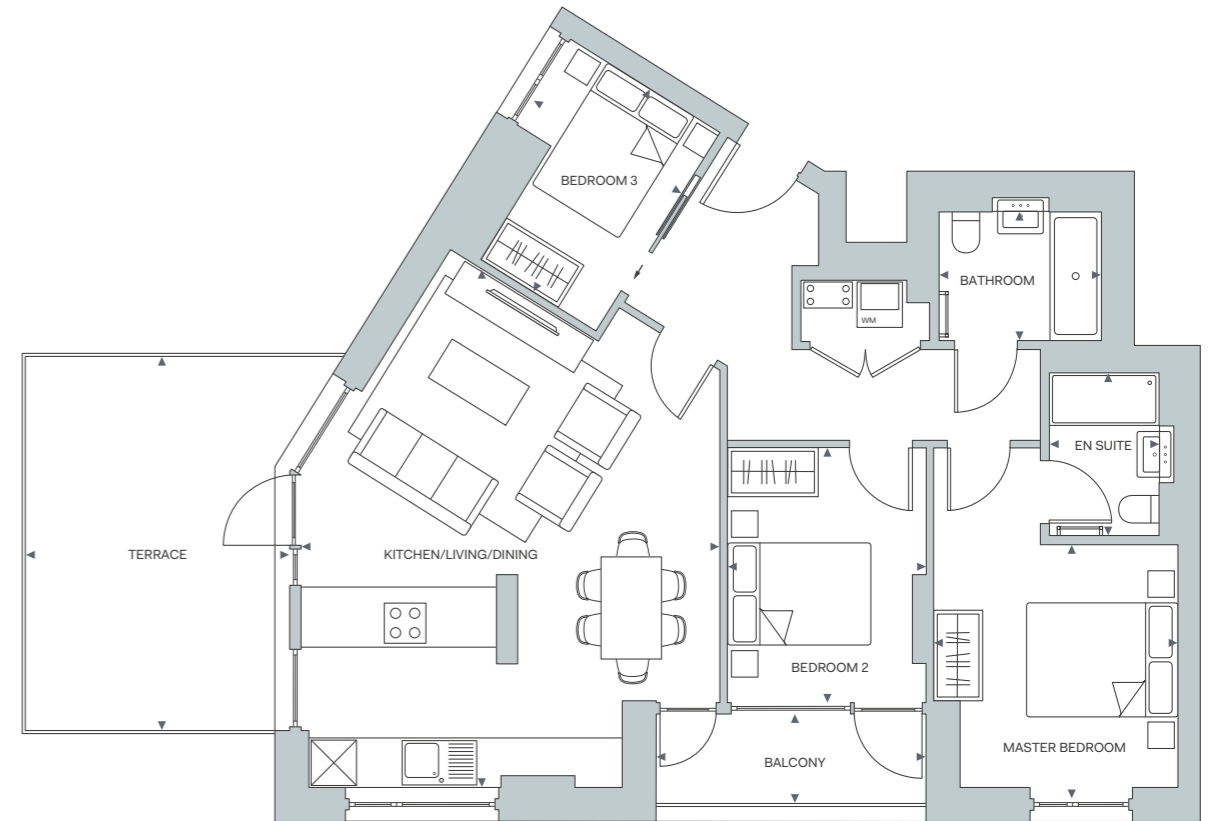
KEY	
WM	Washing machine
S	Storage

For terms and conditions please see page 122


# PENTHOUSE 168

3 BED

TOTAL INTERNAL AREA	81.75 sq m	880 sq ft
LIVING/DINING/KITCHEN	6.92 x 5.54 m	22' 8½" x 18' 2" ft
MASTER BEDROOM	3.36 x 3.22 m	11' 0" x 10' 7" ft
ENSUITE	2.15 x 1.45 m	7' 0½" x 4' 9" ft
BEDROOM 2	3.36 x 2.63 m	11' 0½" x 8' 7" ft
BEDROOM 3	3.09 x 1.79 m	10' 1½" x 5' 11" ft
BATHROOM	1.7 x 2.15 m	5' 7" x 7' 1" ft
TOTAL EXTERNAL AREA	22.06 sq m	238 sq ft
BALCONY	1.18 x 3.57 m	3' 10½" x 11' 8" ft
TERRACE	4.95 x 3.48 m	16' 3" x 11' 5" ft



FLOOR	APARTMENT
08	
07	
06	168
05	
04	
03	
02	
01	



KEY	
WM	Washing machine
S	Storage

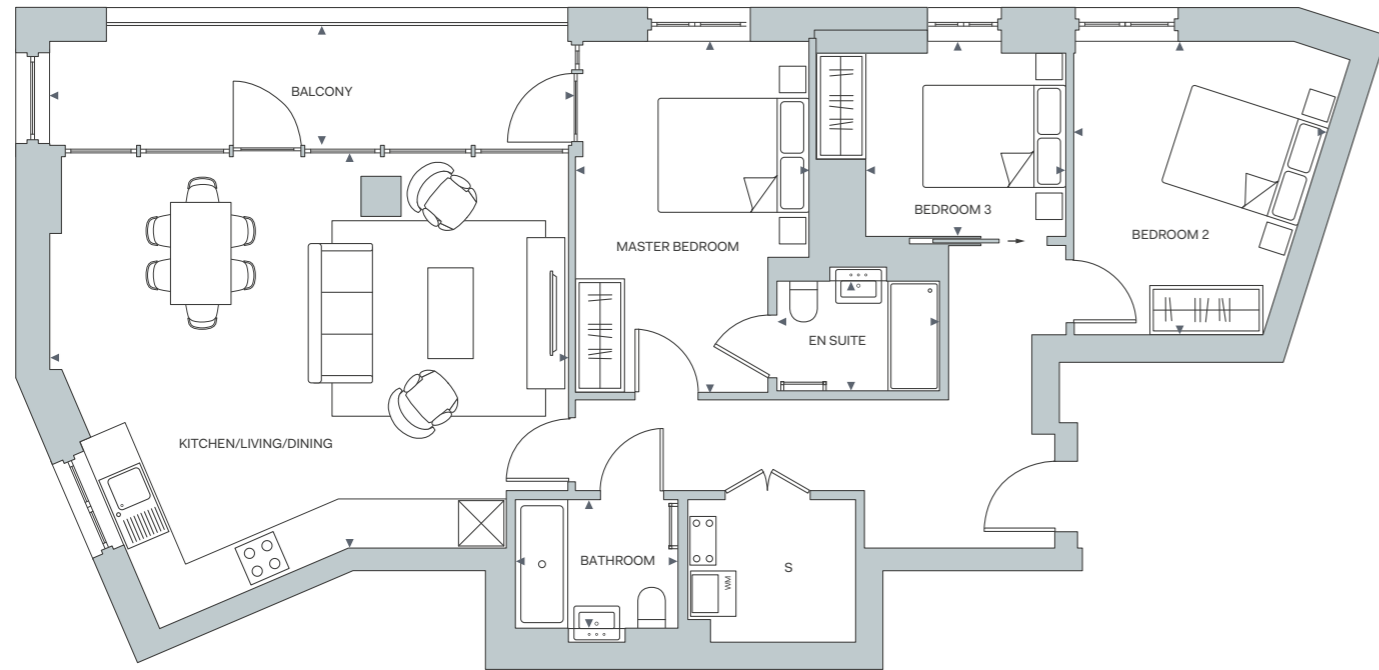
For terms and conditions please see page 122



# PENTHOUSE 173

3 BED

TOTAL INTERNAL AREA	97.46 sq m	1049 sq ft
LIVING/DINING/KITCHEN	5.18 x 6.85 m	16' 11½" x 22' 6" ft
MASTER BEDROOM	4.64 x 3.09 m	15' 2½" x 10' 2" ft
BEDROOM 2	3.88 x 3.35 m	12' 8½" x 11' 0" ft
BEDROOM 3	2.58 x 2.65 m	8' 5½" x 8' 8" ft
BATHROOM	1.70 x 2.16 m	5' 7" x 7' 1" ft
ENSUITE	1.45 x 2.15 m	4' 9" x 7' 1" ft
TOTAL EXTERNAL AREA	11.07 sq m	119 sq ft
BALCONY	1.59 x 6.90 m	5' 2½" x 22' 8" ft



FLOOR	APARTMENT
08	
07	173
06	
05	
04	
03	
02	
01	



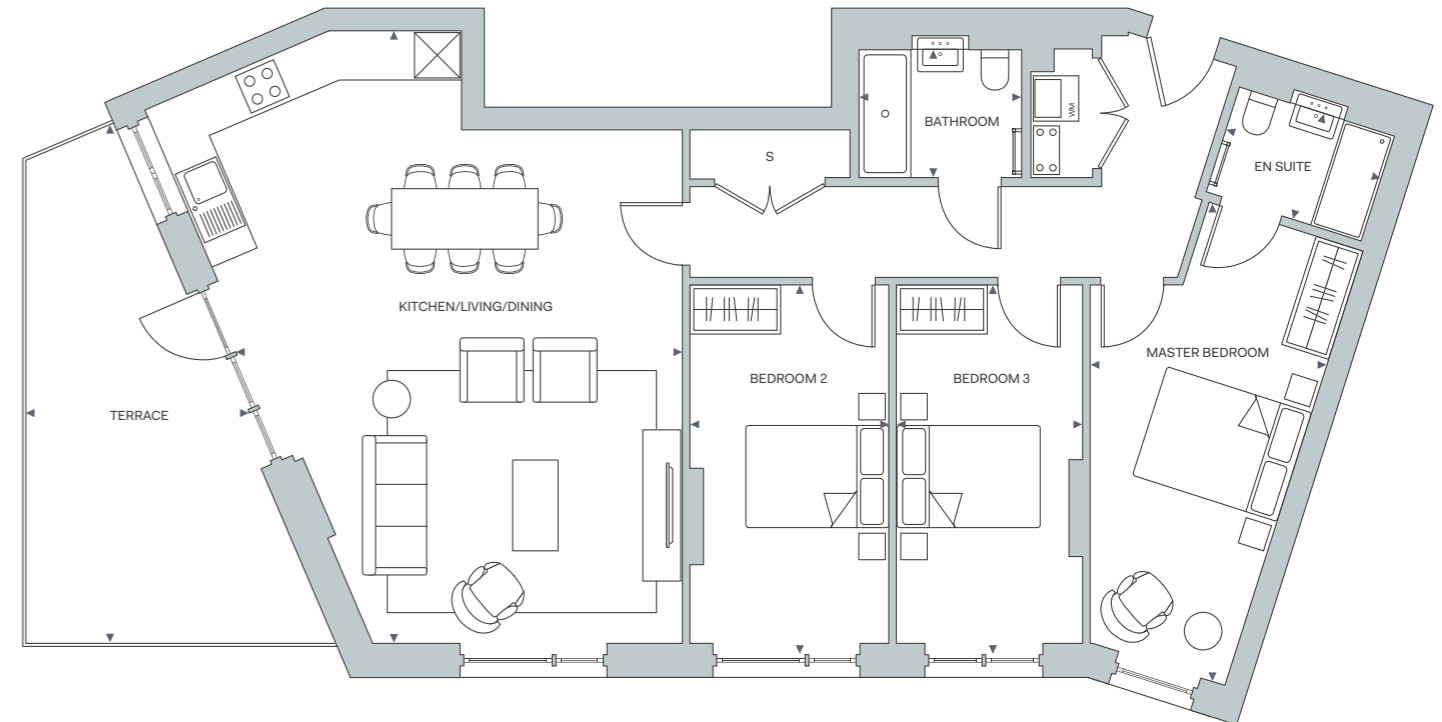
KEY	
WM	Washing machine
S	Storage

For terms and conditions please see page 122

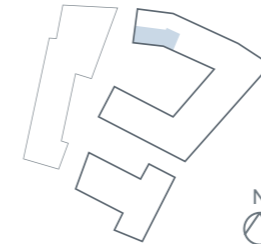
# PENTHOUSE 174

3 BED

TOTAL INTERNAL AREA	106.84 sq m	1150 sq ft
LIVING/DINING/KITCHEN	8.1 x 5.83 m	26' 7" x 19' 2" ft
MASTER BEDROOM	6.32 x 3.17 m	20' 9" x 10' 5" ft
ENSUITE	1.45 x 2.15 m	4' 9" x 7' 1" ft
BEDROOM 2	4.89 x 2.63 m	16' 0½" x 8' 8" ft
BEDROOM 3	4.89 x 2.46 m	16' 0½" x 8' 1" ft
BATHROOM	1.69 x 2.15 m	5' 6½" x 7' 1" ft
TOTAL EXTERNAL AREA	17.78 sq m	191 sq ft
TERRACE	6.85 x 2.94 m	22' 6" x 9' 8" ft



FLOOR	APARTMENT
08	
07	174
06	
05	
04	
03	
02	
01	



KEY	
WM	Washing machine
S	Storage

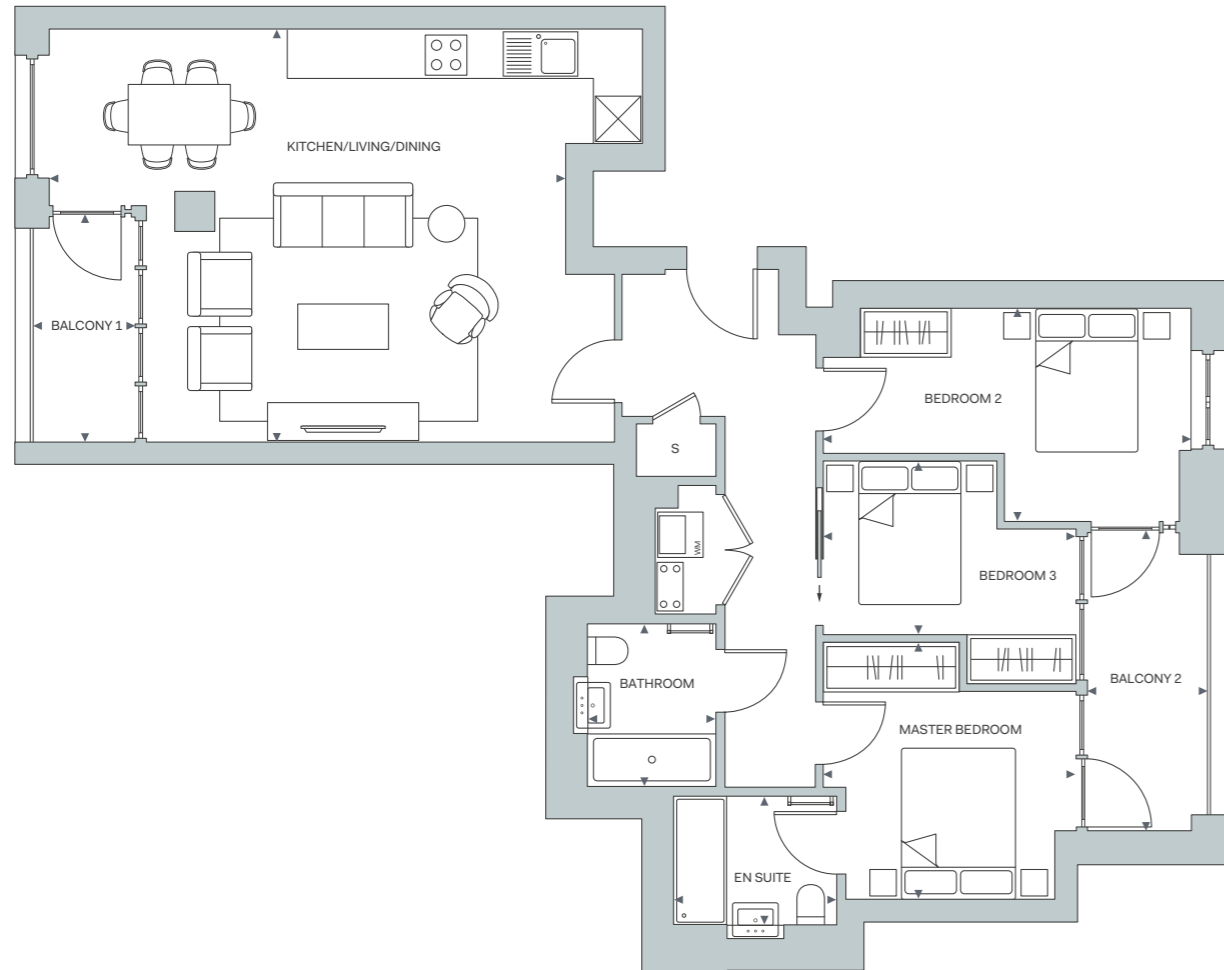
For terms and conditions please see page 122

# PENTHOUSE 175

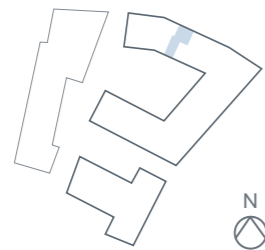
3 BED

TOTAL INTERNAL AREA	90.12 sq m	970 sq ft
LIVING/DINING/KITCHEN	5.46 x 6.83 m	17' 11" x 22' 5" ft
MASTER BEDROOM	3.4 x 3.34 m	11' 2" x 11' 0" ft
ENSUITE	1.7 x 2.15 m	5' 7" x 7' 1" ft
BEDROOM 2	2.82 x 4.86 m	15' x 11' 1" ft
BEDROOM 3	2.95 x 3.34 m	9' 8" x 11' 0" ft
BATHROOM	2.15 x 1.7 m	7' 0½" x 5' 7" ft

TOTAL EXTERNAL AREA	10.52 sq m	113 sq ft
BALCONY 1	3.01 x 1.35 m	9' 10½" x 4' 5" ft
BALCONY 2	3.94 x 1.57 m	12' 11" x 5' 2" ft



FLOOR	APARTMENT
08	
07	175
06	
05	
04	
03	
02	
01	



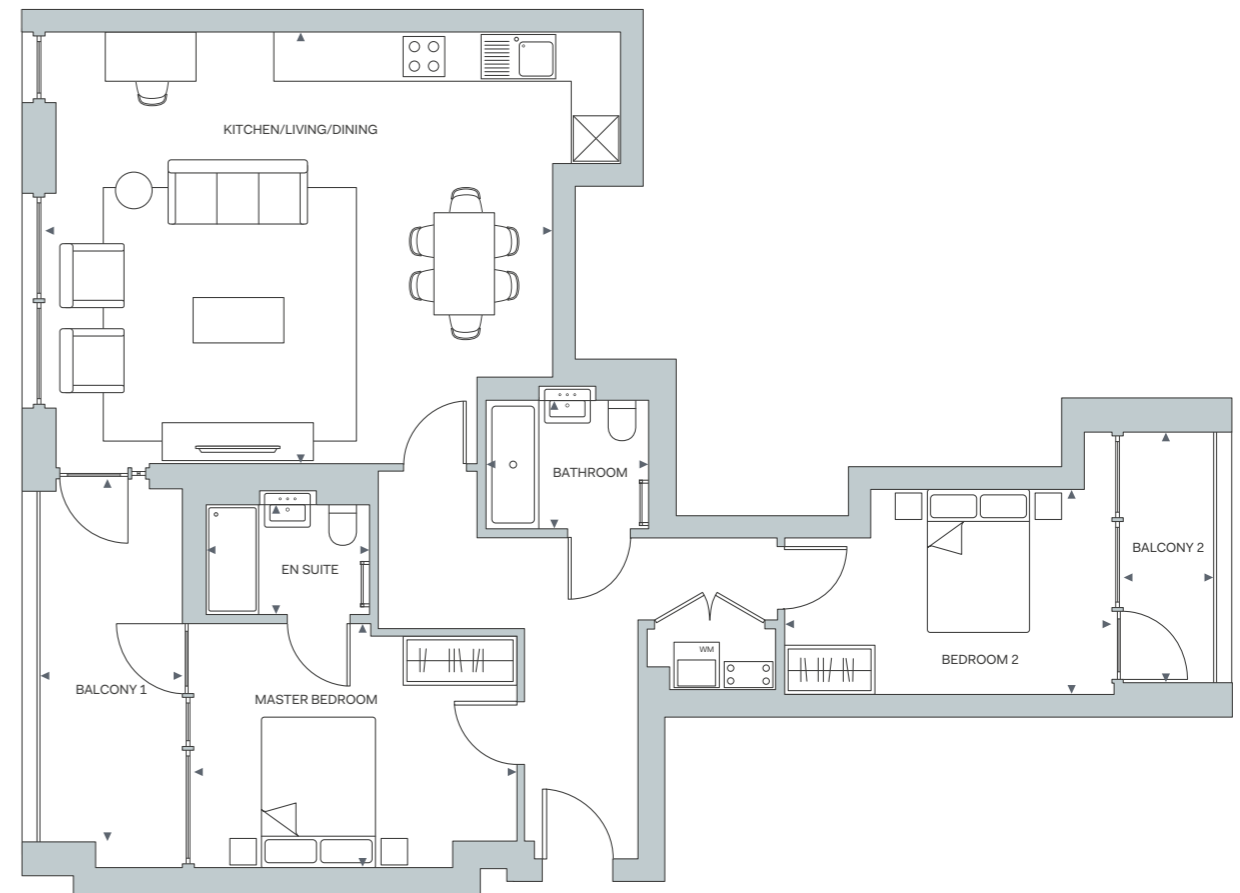
KEY	
WM	Washing machine
S	Storage

For terms and conditions please see page 122


# PENTHOUSE 176

2 BED

TOTAL INTERNAL AREA	86.03 sq m	926 sq ft
LIVING/DINING/KITCHEN	5.71 x 6.71 m	18' 8½" x 22' 0" ft
MASTER BEDROOM	3.23 x 4.25 m	10' 7" x 13' 11" ft
ENSUITE	1.45 x 2.16 m	4' 9" x 7' 1" ft
BEDROOM 2	2.74 x 4.35 m	9' 0" x 14' 3" ft
BATHROOM	1.7 x 2.16 m	5' 7" x 7' 1" ft
TOTAL EXTERNAL AREA	13.17 sq m	142 sq ft
BALCONY 1	4.78 x 1.9 m	15' 8" x 6' 3" ft
BALCONY 2	3.32 x 1.19 m	10' 10½" x 3' 11" ft



FLOOR	APARTMENT
08	
07	176
06	
05	
04	
03	
02	
01	



KEY	
WM	Washing machine
S	Storage

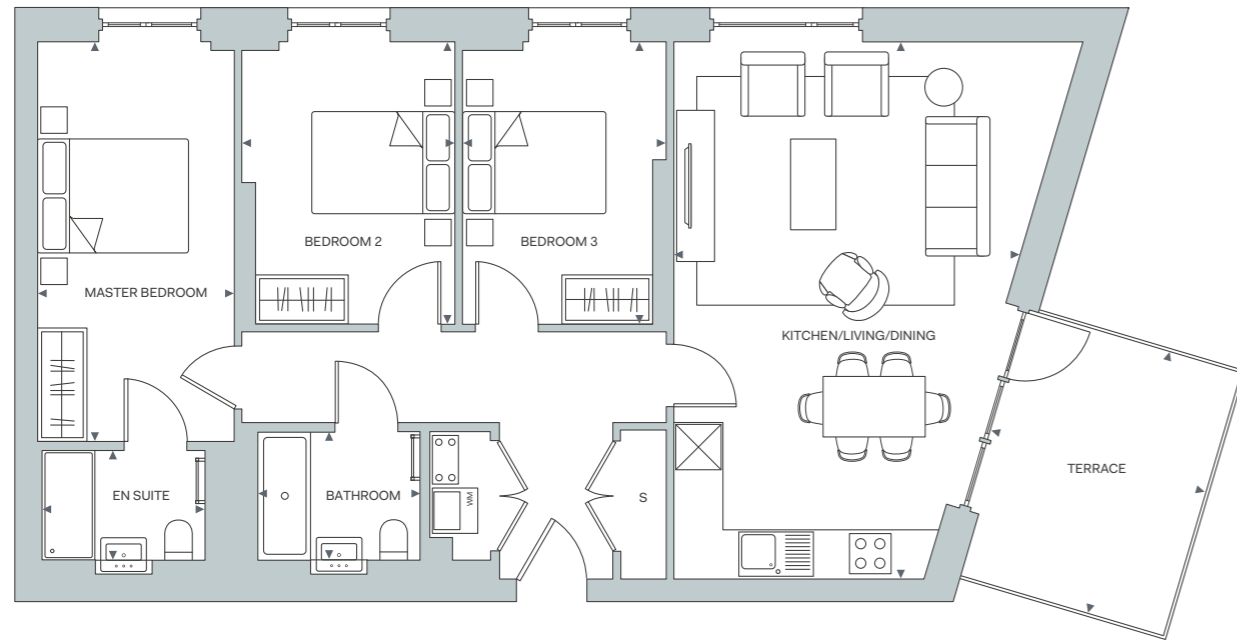
For terms and conditions please see page 122



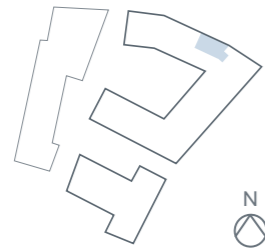
# PENTHOUSE 177

3 BED

TOTAL INTERNAL AREA	90.95 sq m	979 sq ft
LIVING/DINING/KITCHEN	7.1 x 4.47 m	23' 3½" x 14' 8" ft
MASTER BEDROOM	5.29 x 2.6 m	17' 4" x 8' 6" ft
ENSUITE	1.45 x 2.15 m	4' 9" x 7' 1" ft
BEDROOM 2	3.74 x 2.82 m	12' 3" x 9' 3" ft
BEDROOM 3	3.74 x 2.7 m	12' 3" x 8' 10" ft
BATHROOM	1.7 x 2.15 m	5' 7" x 7' 1" ft
TOTAL EXTERNAL AREA	10.45 sq m	113 sq ft
TERRACE	3.63 x 2.9 m	11' 11" x 9' 6" ft



FLOOR	APARTMENT
08	
07	177
06	
05	
04	
03	
02	
01	



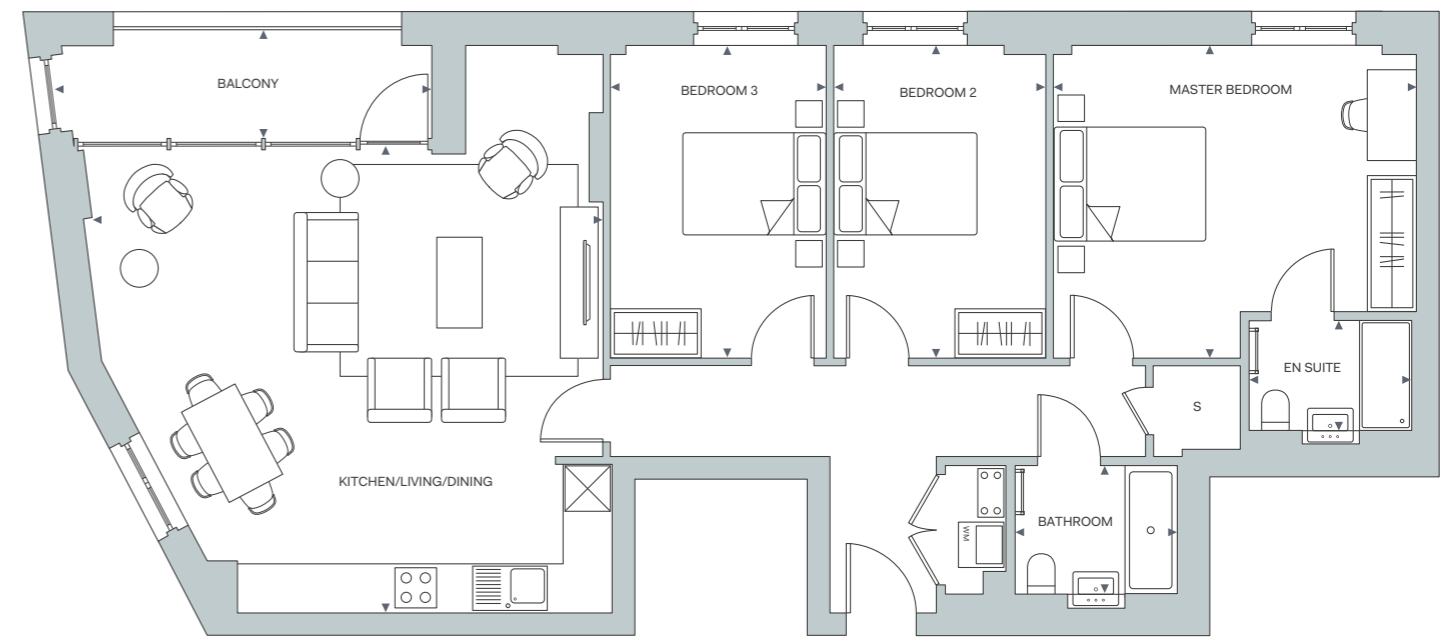
KEY	
WM	Washing machine
S	Storage

For terms and conditions please see page 122


# PENTHOUSE 182

3 BED

TOTAL INTERNAL AREA	108.32 sq m	1166 sq ft
LIVING/DINING/KITCHEN	6.18 x 6.78 m	20' 3" x 22' 3" ft
MASTER BEDROOM	4.13 x 4.8 m	13' 7" x 15' 9" ft
ENSUITE	1.45 x 2.15 m	4' 9" x 7' 0" ft
BEDROOM 2	4.13 x 2.8 m	13' 7" x 9' 2" ft
BEDROOM 3	4.13 x 2.85 m	13' 7" x 9' 4" ft
BATHROOM	1.7 x 2.15 m	5' 7" x 7' 0" ft
TOTAL EXTERNAL AREA	6.93 sq m	75 sq ft
TERRACE	1.44 x 4.98 m	4' 8½" x 16' 4" ft



FLOOR	APARTMENT
08	182
07	
06	
05	
04	
03	
02	
01	



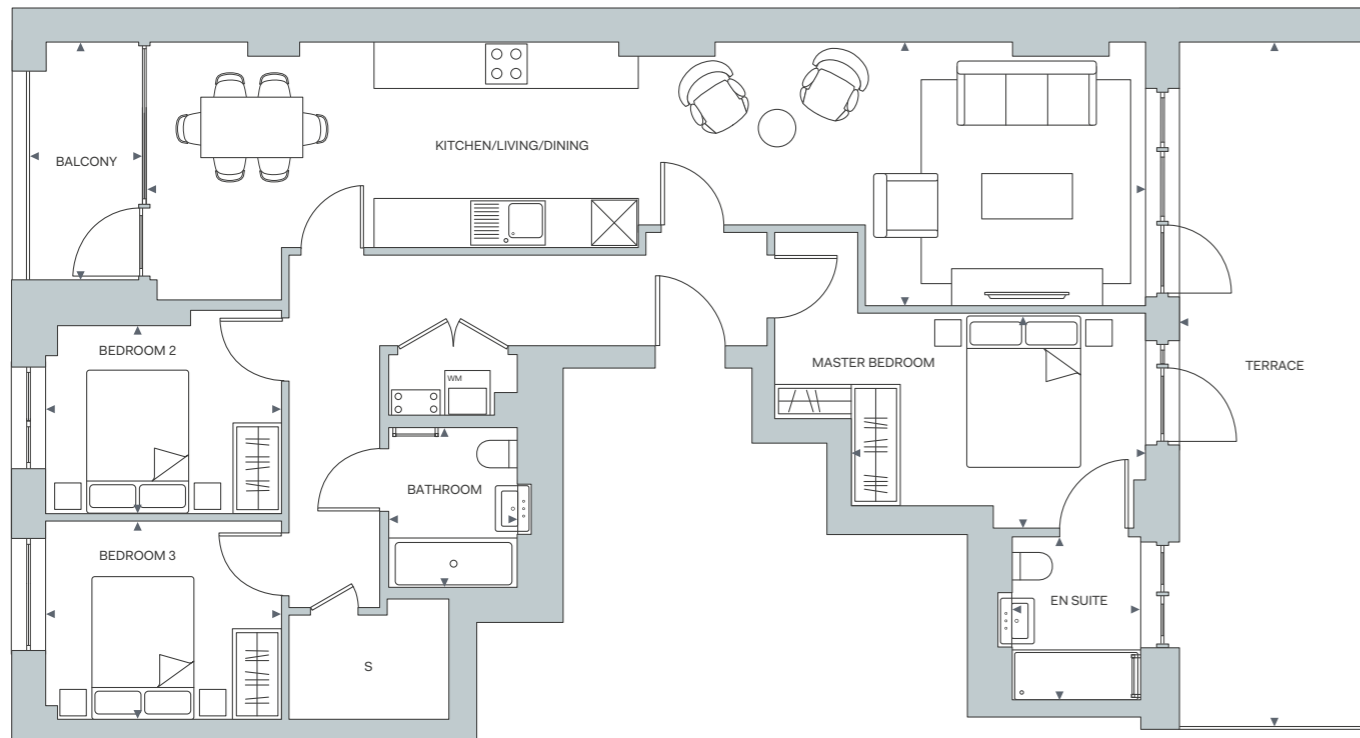
KEY	
WM	Washing machine
S	Storage

For terms and conditions please see page 122

# PENTHOUSE 183

3 BED

TOTAL INTERNAL AREA	98.01 sq m	1055 sq ft
LIVING/DINING/KITCHEN	3.53 x 13.25 m	11' 7" x 43' 6" ft
MASTER BEDROOM	2.85 x 3.89 m	9' 4" x 12' 9" ft
ENSUITE	2.15 x 1.7 m	7' 0½" x 5' 7" ft
BEDROOM 2	2.64 x 3.12 m	8' 8" x 10' 3" ft
BEDROOM 3	2.64 x 3.12 m	8' 8" x 10' 3" ft
BATHROOM	2.15 x 1.7 m	7' 0½" x 5' 7" ft
TOTAL EXTERNAL AREA	23.67 sq m	255 sq ft
BALCONY	3.18 x 1.45 m	10' 5½" x 4' 9" ft
TERRACE	9.56 x 2.52 m	31' 4½" x 8' 3" ft



FLOOR	APARTMENT
08	183
07	
06	
05	
04	
03	
02	
01	



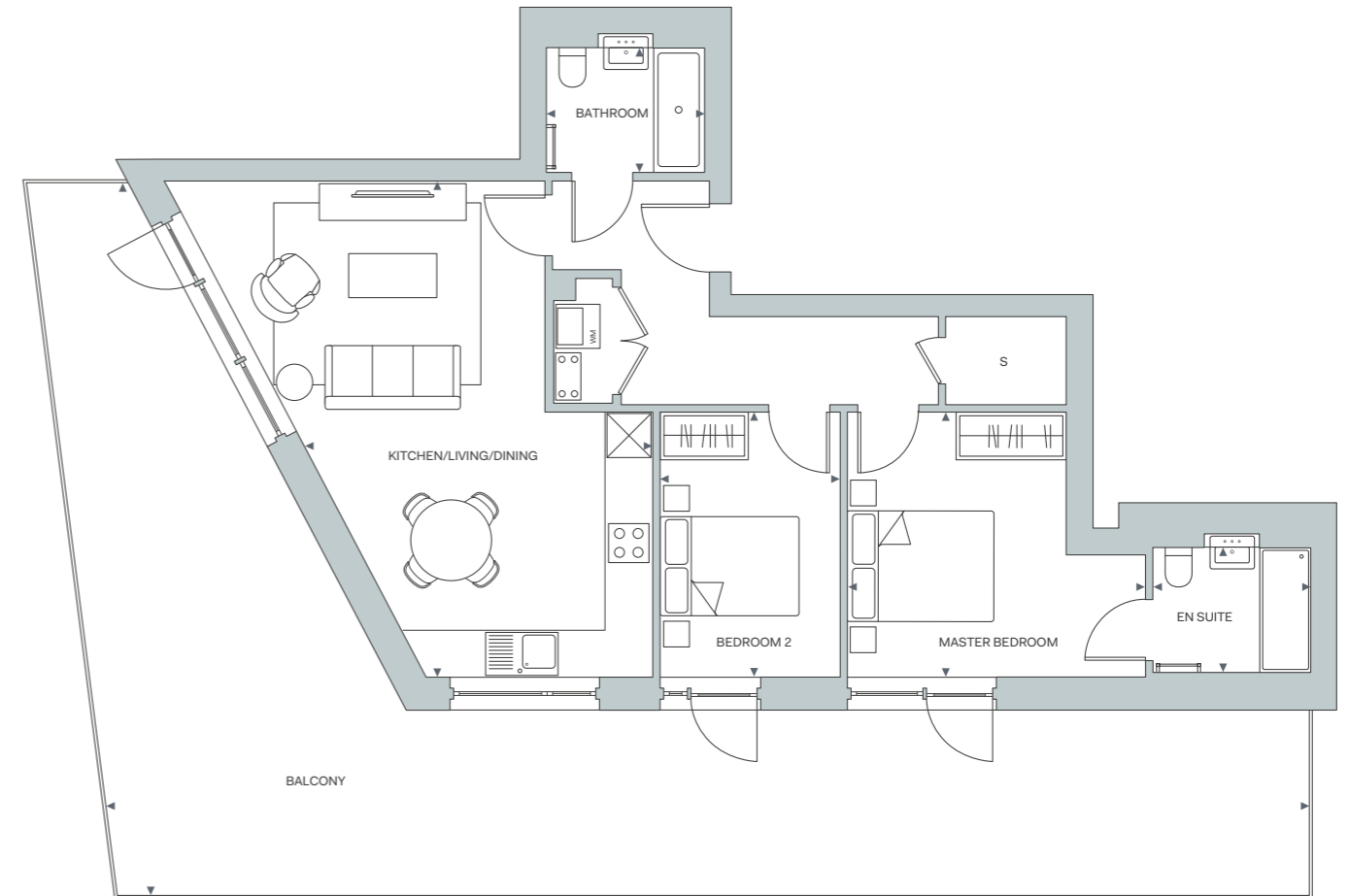
KEY	
WM	Washing machine
S	Storage

For terms and conditions please see page 122

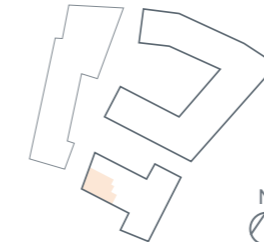
# PENTHOUSE 184

2 BED

TOTAL INTERNAL AREA	73.11 sq m	787 sq ft
LIVING/DINING/KITCHEN	6.76 x 4.76 m	22' 2" x 15' 7" ft
MASTER BEDROOM	3.61 x 4.06 m	11' 10" x 13' 4" ft
ENSUITE	1.7 x 2.15 m	5' 7" x 7' 1" ft
BATHROOM	1.7 x 2.15 m	5' 7" x 7' 1" ft
BEDROOM 2	3.61 x 2.45 m	11' 10" x 8' 0" ft
TOTAL EXTERNAL AREA	52.34 sq m	563 sq ft
BALCONY	9.71 x 16.37 m	31' 10" x 53' 9" ft



FLOOR	APARTMENT
08	184
07	
06	
05	
04	
03	
02	
01	



KEY	
WM	Washing machine
S	Storage

For terms and conditions please see page 122



# EXPERT TEAM

Founded in 1998 by Paul Eden and Simon De Friend, Regal London has evolved to become one of London's most renowned and respected residential property developers.

An industry leader in architectural design, Regal London's ambition to be the best in London is reflected in their dynamic and striking portfolio of homes. From picturesque canal side apartment buildings, to majestic eight bedroom mansions, the company's properties are the embodiment of luxury and are exceptionally elegant. Having acquired numerous high profile industry awards, a Regal London property is considered an outstanding investment.

Due to the meticulous in-house design team and the incredibly creative interior design division, Regal London offers a boutique developer experience that ensures every exterior and interior detail is perfectly considered.



- 1 Royal Quay, Limehouse
- 2 Dalston Lane, Hackney
- 3 The Compton, St John's Wood
- 4 The Cube, Hackney
- 5 The Atelier, West Kensington

---

For further enquiries please contact:

+44(0)20 7328 7171  
sales@regal-london.co.uk  
www.shoreditch-exchange.co.uk

**Full property address**

Shoreditch Exchange  
97-137 Hackney Road  
E2 8ET

Regal London / Hackney Road Development Ltd give notice that this brochure is produced for the general promotion of the properties at Shoreditch Exchange only and for no other purpose. Information and particulars are set out as a general outline for the guidance of intending purchasers and do not form part of an offer, invitation to treat or contract. All images are for illustration purposes only and are not intended as a visual representation of the specification or properties. These particulars have been prepared in good faith to give an overview of the properties at Shoreditch Exchange and are believed to be correct as at the date of publication, although accuracy cannot be guaranteed. Any intending purchasers cannot rely on them as statements or representation of fact.

Floorplans are intended to give a general indication of the proposed layout and provide approximate measurements only. Dimensions are not intended to be used for carpet sizes, appliance space or items of furniture. Total areas are provided as Gross Internal Area under the current RICS measuring practice. Design layout and specification may be subject to variation by Regal London / Hackney Road Development Ltd and/ or third parties and their respective advisors or agents. The name 'Shoreditch Exchange' is for marketing purposes only and may not form part of the postal address.

Regal London retains the copyright of material in this brochure and may change the content or format at any time.

Identity, 09/2018, v3